

e u r o r a n g e

**RAVELLI**<sup>®</sup>  
il fuoco intelligente

# Get comfortable with the **corina** wood pellet fire

WiFi  
Optional



clean air  
approved



economical



leading  
design

The Corina wood pellet fire combines the latest European technology with design excellence.

Fully programmable with thermostat, timer and optional Wi-Fi.

Ideal for installation in a new home.

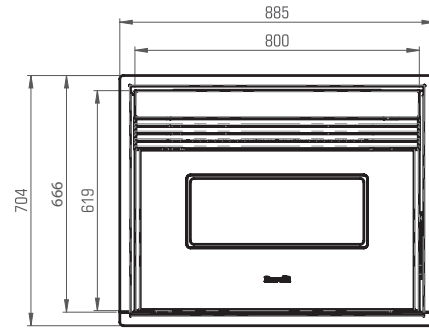
Optional pull out pellet drawer

- 84% efficient
- 9kW max. heat output
- Runs on renewable, sustainable, wood pellet fuel
- Italian design & style
- Touch button technology for easy operation
- Proven performance in Europe, now available in New Zealand.

**Pellet Fire**  
Solutions



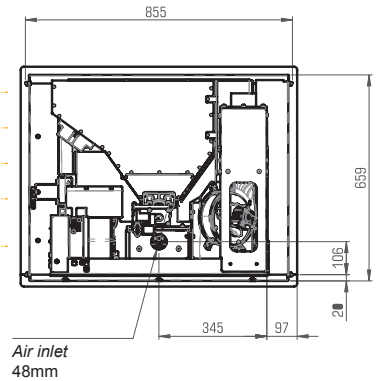
## Dimensions



## Performance

Efficiency	84%
Maximum heat output	9kW
Hopper capacity	20kg
Living Area	*Average size

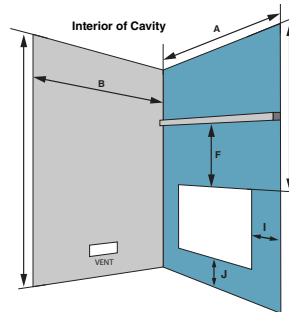
\* Subject to insulation levels



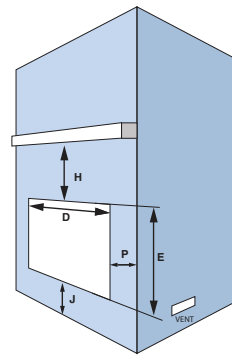
## Features & Benefits

- Flush mounted insert design  
ideal for installation in a new home adding a stylish visual feature while saving valuable space
- Easy refuelling  
unit slides forward easily and smoothly to allow for easy refuelling.
- Remote, timer & thermostat controls  
manage heat using a remote control and thermostat or set your fire to turn off/on according to time. Wi-Fi optional
- Burns renewable, NZ made, low emission pellet fuel  
virtually smoke free combustion for healthy, clean air
- Automatic ignition  
easy to use for cleaner, faster, 'no fuss' warmth
- Highly efficient  
produces virtually no smoke and leaves very small amounts of ash
- Clean air approved, meets national environmental standards

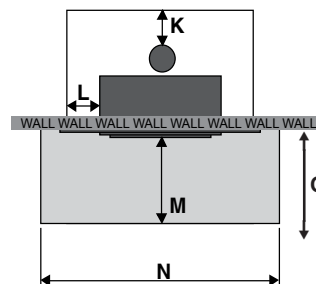
## Clearance to combustibles



Location	Masonry Dimension (mm)	Location	Masonry Dimension (mm)
A	1020	I	78
B	618	K	100
D	865	L	208
E	655	M	150
F	195	N	1200
G	945	O	170
H	165	P	190



## Bird's Eye View



## Surround Dimensions

Steel Surround 1224mm (w) x 784mm (h)

**Note:** Built-in fire clearances don't apply in a non-combustible cavity. The above clearance to combustibles for the flue are only applicable within the fire cavity. Clearance outside this eg at a ceiling/wall thimble reverts to 25mm as per ARS flue test 05/1185. Correct as at September 2015.

- Made in NZ from natural untreated radiata pine wood waste
- Economical
- Low moisture - high in energy
- Clean and easy to store
- Great for the planet

