

SAMPLE NAME: R+R Medicinals 5mg Full Spectrum Pet Chews - Chicken Flavored
Infused, Hemp Infused

CULTIVATOR / MANUFACTURER

Business Name:
License Number:
Address:

DISTRIBUTOR / TESTED FOR

Business Name: R+R Medicinals
License Number:
Address:



SAMPLE DETAIL

Batch Number: 6000
Sample ID: 210714S011

Date Collected: 07/14/2021
Date Received: 07/14/2021
Batch Size:
Sample Size: 1.0 units
Unit Mass: 2.2 grams per Unit
Serving Size:



Scan QR code to verify authenticity of results.

CANNABINOID ANALYSIS - SUMMARY

Total THC: **0.205 mg/unit**

Total CBD: **5.898 mg/unit**

Sum of Cannabinoids: **6.578 mg/unit**

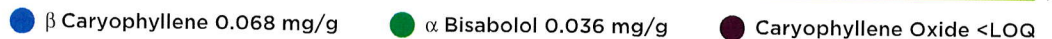
Total Cannabinoids: **6.578 mg/unit**

Total THC/CBD is calculated using the following formulas to take into account the loss of a carboxyl group during the decarboxylation step:
Total THC = $\Delta 9\text{THC} + (\text{THCa} \cdot 0.877)$
Total CBD = $\text{CBD} + (\text{CBDa} \cdot 0.877)$
Sum of Cannabinoids = $\Delta 9\text{THC} + \text{THCa} + \text{CBD} + \text{CBDa} + \text{CBG} + \text{CBGa} + \text{THCV} + \text{THCVa} + \text{CBC} + \text{CBCa} + \text{CBDV} + \text{CBDVa} + \Delta 8\text{THC} + \text{CBL} + \text{CBN}$
Total Cannabinoids = $(\Delta 9\text{THC} + 0.877 \cdot \text{THCa}) + (\text{CBD} + 0.877 \cdot \text{CBDa}) + (\text{CBG} + 0.877 \cdot \text{CBGa}) + (\text{THCV} + 0.877 \cdot \text{THCVa}) + (\text{CBC} + 0.877 \cdot \text{CBCa}) + (\text{CBDV} + 0.877 \cdot \text{CBDVa}) + \Delta 8\text{THC} + \text{CBL} + \text{CBN}$

TERPENOID ANALYSIS - SUMMARY

39 TESTED, TOP 3 HIGHLIGHTED

Total Terpenoids: **0.0104%**



SAFETY ANALYSIS - SUMMARY

Pesticides: **DETECTED**

Mycotoxins: **ND**

Residual Solvents: **DETECTED**


Heavy Metals: **DETECTED**


For quality assurance purposes. Not a Pre-Harvest Hemp Lab Test Report. These results relate only to the sample included on this report. This report shall not be reproduced, except in full, without written approval of the laboratory.

Sample Certification: Action Limits used in this report are a compilation of guidance from state regulatory agencies in all states. Action limits for required tests are either state-specific, or the lower of any conflicting state regulations based upon the panel requested.

Decision Rule: Statements of conformity (e.g. Pass/Fail) to specifications are made in this report without taking measurement uncertainty into account. Where statements of conformity are made in this report, the following decision rules are applied: PASS - Results within limits/specifications, FAIL - Results exceed limits/specifications.

References: limit of detection (LOD), limit of quantification (LOQ), not detected (ND), not tested (NT)


LQC verified by: Josh Antunovich
Date: 08/11/2021


Approved by: Josh Wurzer, President
Date: 08/11/2021



Cannabinoid Analysis

Tested by high-performance liquid chromatography with diode-array detection (HPLC-DAD).

Method: QSP 1157 - Analysis of Cannabinoids by HPLC-DAD

TOTAL THC: 0.205 mg/unit

Total THC ($\Delta 9$ THC+0.877*THCa)

TOTAL CBD: 5.898 mg/unit

Total CBD (CBD+0.877*CBDA)

TOTAL CANNABINOIDS: 6.578 mg/unit

Total Cannabinoids (Total THC) + (Total CBD) + (Total CBG) + (Total THCV) + (Total CBC) + (Total CBDV) + $\Delta 8$ THC + CBL + CBN

TOTAL CBG: 0.213 mg/unit

Total CBG (CBG+0.877*CBGa)

TOTAL THCV: ND

Total THCV (THCV+0.877*THCVa)

TOTAL CBC: 0.262 mg/unit

Total CBC (CBC+0.877*CBCa)

TOTAL CBDV: ND

Total CBDV (CBDV+0.877*CBDVa)

CANNABINOID TEST RESULTS - 07/16/2021

COMPOUND	LOD/LOQ (mg/g)	MEASUREMENT UNCERTAINTY (mg/g)	RESULT (mg/g)	RESULT (%)
CBD	0.004 / 0.011	± 0.1284	2.681	0.2681
CBC	0.003 / 0.010	± 0.0049	0.119	0.0119
CBG	0.002 / 0.006	± 0.0060	0.097	0.0097
$\Delta 9$ THC	0.002 / 0.014	± 0.0066	0.093	0.0093
$\Delta 8$ THC	0.01 / 0.02	N/A	ND	ND
THCa	0.001 / 0.005	N/A	ND	ND
THCV	0.002 / 0.012	N/A	ND	ND
THCVa	0.002 / 0.019	N/A	ND	ND
CBDA	0.001 / 0.026	N/A	ND	ND
CBDV	0.002 / 0.012	N/A	ND	ND
CBDVa	0.001 / 0.018	N/A	ND	ND
CBGa	0.002 / 0.007	N/A	ND	ND
CBL	0.003 / 0.010	N/A	ND	ND
CBN	0.001 / 0.007	N/A	ND	ND
CBCa	0.001 / 0.015	N/A	ND	ND
SUM OF CANNABINOIDS			2.990 mg/g	0.299%

Unit Mass: 2.2 grams per Unit

$\Delta 9$ THC per Unit	0.205 mg/unit
Total THC per Unit	0.205 mg/unit
CBD per Unit	5.898 mg/unit
Total CBD per Unit	5.898 mg/unit
Sum of Cannabinoids per Unit	6.578 mg/unit
Total Cannabinoids per Unit	6.578 mg/unit



Terpenoid Analysis

Terpene analysis utilizing gas chromatography-flame ionization detection (GC-FID).

Method: OSP 1192 - Analysis of Terpenoids by GC-FID

1 β Caryophyllene

A sesquiterpene with a fragrance that can be described as spicy, woody, dry, dusty and mildly sweet. It was one of the first organic compounds to fully synthesized in a laboratory and plays a role in the endocannabinoid system as it is a functional CB₂ receptor agonist. Found in black pepper, clove, hops, rosemary, black-jack, perilla, spicebush, Indian pennywort, celery, frankincense, vitex, parsley, marigold, tamarind...etc.

2 α Bisabolol

A sesquiterpene alcohol with a fragrance that can be described as floral, peppery, sweet and clean. Found in chamomile, figwort, yarrow, skullcaps, lavender, ironwort, germander...etc.

3 Caryophyllene Oxide

A sesquiterpene epoxide with a fragrance that can be described as fresh, sweet, dry, woody and spicy. It is a component used by drug-sniffing dogs to identify cannabis. It does interact with the endocannabinoid system. Found in field wormwood, salt heliotrope, cinnamon, sticky sage, basil, waterbessie...etc.

TERPENOID TEST RESULTS - 07/17/2021

COMPOUND	LOD/LOQ (mg/g)	MEASUREMENT UNCERTAINTY (mg/g)	RESULT (mg/g)	RESULT (%)
β Caryophyllene	0.004 / 0.012	± 0.0024	0.068	0.0068
α Bisabolol	0.008 / 0.026	± 0.0019	0.036	0.0036
Caryophyllene Oxide	0.010 / 0.033	N/A	<LOQ	<LOQ
α Pinene	0.005 / 0.017	N/A	ND	ND
Camphene	0.005 / 0.015	N/A	ND	ND
Sabinene	0.004 / 0.014	N/A	ND	ND
β Pinene	0.004 / 0.014	N/A	ND	ND
Myrcene	0.008 / 0.025	N/A	ND	ND
α Phellandrene	0.006 / 0.020	N/A	ND	ND
3 Carene	0.005 / 0.018	N/A	ND	ND
α Terpinene	0.005 / 0.017	N/A	ND	ND
p-Cymene	0.005 / 0.016	N/A	ND	ND
Limonene	0.005 / 0.016	N/A	ND	ND
Eucalyptol	0.006 / 0.018	N/A	ND	ND
Ocimene	0.011 / 0.038	N/A	ND	ND
γ Terpinene	0.006 / 0.018	N/A	ND	ND
Sabinene Hydrate	0.006 / 0.022	N/A	ND	ND
Fenchone	0.009 / 0.028	N/A	ND	ND
Terpinolene	0.008 / 0.026	N/A	ND	ND
Linalool	0.009 / 0.032	N/A	ND	ND
Fenchol	0.010 / 0.034	N/A	ND	ND
(-)-Isopulegol	0.005 / 0.016	N/A	ND	ND
Camphor	0.006 / 0.019	N/A	ND	ND
Isoborneol	0.004 / 0.012	N/A	ND	ND
Borneol	0.005 / 0.016	N/A	ND	ND
Menthol	0.008 / 0.025	N/A	ND	ND
Terpineol	0.016 / 0.055	N/A	ND	ND
Nerol	0.003 / 0.011	N/A	ND	ND
Citronellol	0.003 / 0.010	N/A	ND	ND
R-(+)-Pulegone	0.003 / 0.011	N/A	ND	ND
Geraniol	0.002 / 0.007	N/A	ND	ND
Geranyl Acetate	0.004 / 0.014	N/A	ND	ND
α Cedrene	0.005 / 0.016	N/A	ND	ND
trans- β -Farnesene	0.008 / 0.025	N/A	ND	ND
α Humulene	0.009 / 0.029	N/A	ND	ND
Valencene	0.009 / 0.030	N/A	ND	ND
Nerolidol	0.009 / 0.028	N/A	ND	ND
Guaiol	0.009 / 0.030	N/A	ND	ND
Cedrol	0.008 / 0.027	N/A	ND	ND
TOTAL TERPENOIDS			0.104 mg/g	0.0104%





Pesticide Analysis

Pesticide and plant growth regulator analysis utilizing high-performance liquid chromatography-mass spectrometry (HPLC-MS) or gas chromatography-mass spectrometry (GC-MS).

*GC-MS utilized where indicated.

Method: QSP 1212 - Analysis of Pesticides and Mycotoxins by LC-MS or QSP 1213 - Analysis of Pesticides by GC-MS

PESTICIDE TEST RESULTS - 07/17/2021 DETECTED

COMPOUND	LOD/LOQ (µg/g)	ACTION LIMIT (µg/g)	MEASUREMENT UNCERTAINTY (µg/g)	RESULT (µg/g)
Abamectin	0.032 / 0.097	0.07	N/A	ND
Acephate	0.006 / 0.018	0.05	N/A	ND
Acequinocyl	0.009 / 0.027	0.03	N/A	ND
Acetamiprid	0.016 / 0.049	0.05	N/A	ND
Aldicarb	0.030 / 0.090	0.1	N/A	ND
Allethrin	0.030 / 0.092	0.1	N/A	ND
Atrazine	0.006 / 0.019	0.025	N/A	ND
Azadirachtin	0.082 / 0.248	0.5	N/A	ND
Azoxystrobin	0.003 / 0.009	0.01	N/A	ND
Benzovindiflupyr	0.003 / 0.009	0.01	N/A	ND
Bifenazate	0.003 / 0.009	0.01	N/A	ND
Bifenthrin	0.021 / 0.064	0.2	N/A	ND
Boscalid	0.003 / 0.009	0.01	N/A	<LOQ
Buprofezin	0.006 / 0.019	0.02	N/A	ND
Captan	0.045 / 0.135	3	N/A	ND
Carbaryl	0.007 / 0.020	0.025	N/A	ND
Carbofuran	0.003 / 0.008	0.01	N/A	ND
Chlorantraniliprole	0.006 / 0.018	0.02	N/A	ND
Chlordane*	0.005 / 0.107	0.1	N/A	ND
Chlorfenapyr*	0.005 / 0.015	0.1	N/A	ND
Chlormequat chloride	0.022 / 0.066	3	N/A	ND
Chlorpyrifos	0.013 / 0.039	0.04	N/A	ND
Clofentezine	0.003 / 0.009	0.01	N/A	ND
Clothianidin	0.008 / 0.025	0.025	N/A	ND
Coumaphos	0.003 / 0.010	0.01	N/A	ND
Cyantraniliprole	0.003 / 0.010	0.01	N/A	ND
Cyfluthrin	0.052 / 0.159	0.1	N/A	ND
Cypermethrin	0.051 / 0.153	0.3	N/A	ND
Cyprodinil	0.026 / 0.080	0.01	N/A	ND
Daminozide	0.026 / 0.077	0.1	N/A	ND
DDVP (Dichlorvos)	0.012 / 0.038	0.1	N/A	ND
Deltamethrin	0.059 / 0.180	0.5	N/A	ND
Diazinon	0.006 / 0.017	0.02	N/A	ND
Dimethoate	0.003 / 0.009	0.1	N/A	ND
Dimethomorph	0.016 / 0.050	0.05	N/A	ND
Dinotefuran	0.010 / 0.030	0.05	N/A	ND
Diuron	0.013 / 0.040	0.125	N/A	ND
Dodemorph	0.012 / 0.035	0.05	N/A	ND
Endosulfan sulfate	0.016 / 0.048	0.05	N/A	ND
Endosulfan-alpha*	0.004 / 0.014	0.2	N/A	ND
Endosulfan-beta*	0.006 / 0.019	0.05	N/A	ND

Continued on next page





Pesticide Analysis *Continued*

Pesticide and plant growth regulator analysis utilizing high-performance liquid chromatography-mass spectrometry (HPLC-MS) or gas chromatography-mass spectrometry (GC-MS).

*GC-MS utilized where indicated.

Method: QSP 1212 - Analysis of Pesticides and Mycotoxins by LC-MS or QSP 1213 - Analysis of Pesticides by GC-MS

PESTICIDE TEST RESULTS - 07/17/2021 *continued* DETECTED

COMPOUND	LOD/LOQ (µg/g)	ACTION LIMIT (µg/g)	MEASUREMENT UNCERTAINTY (µg/g)	RESULT (µg/g)
Ethoprop(hos)	0.003 / 0.009	0.01	N/A	ND
Etofenprox	0.014 / 0.042	0.05	N/A	ND
Etoxazole	0.007 / 0.020	0.01	N/A	ND
Etridiazole*	0.002 / 0.005	0.03	N/A	ND
Fenhexamid	0.003 / 0.008	0.125	N/A	ND
Fenoxycarb	0.003 / 0.010	0.01	N/A	ND
Fenpyroximate	0.007 / 0.020	0.2	N/A	ND
Fensulfothion	0.003 / 0.010	0.01	N/A	ND
Fenthion	0.003 / 0.010	0.01	N/A	ND
Fenvalerate	0.033 / 0.099	0.1	N/A	ND
Fipronil	0.003 / 0.010	0.01	N/A	ND
Flonicamid	0.007 / 0.022	0.025	N/A	ND
Fludioxonil	0.003 / 0.010	0.01	N/A	ND
Fluopyram	0.003 / 0.009	0.01	N/A	ND
Hexythiazox	0.003 / 0.010	0.01	N/A	ND
Imazalil	0.003 / 0.009	0.01	N/A	ND
Imidacloprid	0.003 / 0.010	0.01	N/A	ND
Iprodione	0.077 / 0.233	0.5	N/A	ND
Kinoprene	0.077 / 0.233	0.5	N/A	ND
Kresoxim-methyl	0.006 / 0.019	0.02	N/A	ND
Malathion	0.003 / 0.009	0.02	N/A	ND
Metalaxyl	0.003 / 0.010	0.02	N/A	ND
Methiocarb	0.003 / 0.008	0.02	N/A	ND
Methomyl	0.008 / 0.025	0.05	N/A	ND
Methoprene	0.172 / 0.521	2	N/A	ND
Methyl parathion	0.016 / 0.050	0.05	N/A	ND
Mevinphos	0.008 / 0.024	0.025	N/A	ND
MGK-264	0.015 / 0.047	0.05	N/A	ND
Myclobutanil	0.003 / 0.009	0.01	N/A	ND
Naled	0.021 / 0.064	0.1	N/A	ND
Novaluron	0.002 / 0.005	0.025	N/A	ND
Oxamyl	0.017 / 0.051	0.5	N/A	ND
Paclobutrazol	0.003 / 0.010	0.01	N/A	ND
Pentachloronitrobenzene*	0.004 / 0.012	0.02	N/A	ND
Permethrin	0.056 / 0.168	0.04	N/A	ND
Phenothrin	0.016 / 0.047	0.05	N/A	ND
Phosmet	0.007 / 0.020	0.02	N/A	ND
Piperonylbutoxide	0.010 / 0.029	0.2	N/A	ND
Pirimicarb	0.015 / 0.046	0.01	N/A	ND
Prallethrin	0.003 / 0.009	0.05	N/A	ND
Propiconazole	0.027 / 0.080	0.1	N/A	ND

Continued on next page





Pesticide Analysis *Continued*

Pesticide and plant growth regulator analysis utilizing high-performance liquid chromatography-mass spectrometry (HPLC-MS) or gas chromatography-mass spectrometry (GC-MS).

*GC-MS utilized where indicated.

Method: QSP 1212 - Analysis of Pesticides and Mycotoxins by LC-MS or QSP 1213 - Analysis of Pesticides by GC-MS

PESTICIDE TEST RESULTS - 07/17/2021 *continued* DETECTED

COMPOUND	LOD/LOQ (µg/g)	ACTION LIMIT (µg/g)	MEASUREMENT UNCERTAINTY (µg/g)	RESULT (µg/g)
Propoxur	0.003 / 0.008	0.01	N/A	ND
Pyraclostrobin	0.003 / 0.010	0.01	N/A	ND
Pyrethrins	0.016 / 0.049	0.05	N/A	ND
Pyridaben	0.005 / 0.017	0.02	N/A	ND
Pyriproxyfen	0.003 / 0.009	0.01	N/A	ND
Resmethrin	0.013 / 0.039	0.05	N/A	ND
Spinetoram	0.004 / 0.014	0.01	N/A	ND
Spinosad	0.004 / 0.012	0.01	N/A	ND
Spirodiclofen	0.031 / 0.093	0.25	N/A	ND
Spiromesifen	0.016 / 0.050	0.03	N/A	ND
Spirotetramat	0.003 / 0.010	0.01	N/A	ND
Spiroxamine	0.020 / 0.062	0.1	N/A	ND
Tebuconazole	0.003 / 0.010	0.01	N/A	ND
Tebufenozide	0.003 / 0.008	0.01	N/A	ND
Teflubenzuron	0.007 / 0.022	0.025	N/A	ND
Tetrachlorvinphos	0.003 / 0.008	0.01	N/A	ND
Tetramethrin	0.021 / 0.063	0.1	N/A	ND
Thiabendazole	0.006 / 0.020	0.02	N/A	ND
Thiacloprid	0.003 / 0.009	0.01	N/A	ND
Thiamethoxam	0.003 / 0.010	0.01	N/A	ND
Thiophanate-methyl	0.013 / 0.040	0.05	N/A	ND
Trifloxystrobin	0.003 / 0.009	0.02	N/A	ND



Mycotoxin Analysis

Mycotoxin analysis utilizing high-performance liquid chromatography-mass spectrometry (HPLC-MS).

Method: QSP 1212 - Analysis of Pesticides and Mycotoxins by LC-MS

MYCOTOXIN TEST RESULTS - 07/17/2021 ND

COMPOUND	LOD/LOQ (µg/kg)	ACTION LIMIT (µg/kg)	MEASUREMENT UNCERTAINTY (µg/kg)	RESULT (µg/kg)
Aflatoxin B1	2.0 / 6.0	5	N/A	ND
Aflatoxin B2	1.8 / 5.6	20	N/A	ND
Aflatoxin G1	1.0 / 3.1	20	N/A	ND
Aflatoxin G2	1.2 / 3.5	20	N/A	ND
Total Aflatoxin		20		ND
Ochratoxin A	6.3 / 19.2	5	N/A	ND



 **Residual Solvents Analysis**

Residual Solvent analysis utilizing gas chromatography-mass spectrometry (GC-MS).

Method: OSP 1204 - Analysis of Residual Solvents by GC-MS

RESIDUAL SOLVENTS TEST RESULTS - 07/17/2021 DETECTED

COMPOUND	LOD/LOQ (µg/g)	ACTION LIMIT (µg/g)	MEASUREMENT UNCERTAINTY (µg/g)	RESULT (µg/g)
Propane	0.133 / 0.445	500	N/A	ND
Butane	0.042 / 0.141	2000	N/A	ND
Methylpropane	0.04 / 0.133	5000	N/A	ND
Total Butanes		500		ND
2-Methylbutane	0.065 / 0.216	5000	±0.2904	1.805
2,2-Dimethylpropane	0.181 / 0.604		N/A	ND
Pentane	0.181 / 0.604	1000	N/A	ND
Total Pentanes		500		1.805
2,2-Dimethylbutane	0.147 / 0.488	290	N/A	ND
2,3-Dimethylbutane 2-Methylpentane	0.375 / 1.249	290	N/A	ND
3-Methylpentane	0.075 / 0.251	290	N/A	ND
Hexane	0.054 / 0.181	0	N/A	ND
Total Hexanes		290		ND
Cyclohexane	0.091 / 0.302	500	N/A	ND
Heptane	0.153 / 0.511	500	N/A	ND
Benzene	0.066 / 0.221	0	N/A	ND
Toluene	0.074 / 0.246	0	N/A	ND
Cumene	0.31 / 1.033	70	N/A	ND
1,2-Dimethylbenzene	0.239 / 0.797	2170	N/A	ND
1,3-Dimethylbenzene 1,4-Dimethylbenzene	0.213 / 0.71	2170	N/A	ND
Ethylbenzene	0.176 / 0.586	2170	N/A	ND
Total Xylenes	0.320 / 1.067	217	N/A	ND
Methanol	0.018 / 0.061	500	±1.2487	15.866
Ethanol	0.129 / 0.429	1000	±0.4112	5.439
1-Propanol	0.528 / 1.759	5000	N/A	ND
Isopropyl Alcohol	0.064 / 0.214	500	±0.3284	3.593
1-Butanol	0.17 / 0.565	5000	N/A	ND
2-Butanol	0.535 / 1.784	5000	N/A	ND
1-Pentanol	0.379 / 1.262		±0.1195	10.299
Acetone	0.083 / 0.277	5000	±0.8602	10.646
2-Butanone	0.193 / 0.642	5000	N/A	ND
Tetrahydrofuran	0.22 / 0.735	720	N/A	ND
Ethyl ether	0.1 / 0.335	5000	N/A	ND
Ethylene Glycol	31.104 / 103.68	620	N/A	ND
2-Ethoxyethanol	1.08 / 3.599	160	N/A	ND
1,2-Dimethoxyethane	1.093 / 3.645	100	N/A	ND
1,4-Dioxane	0.379 / 1.265	380	N/A	ND
Ethylene Oxide	0.05 / 0.166	5	N/A	ND
Ethyl acetate	0.29 / 0.967	1000	N/A	ND
Isopropyl Acetate	0.346 / 1.153	5000	N/A	ND

Continued on next page





Residual Solvents Analysis

Continued

Residual Solvent analysis utilizing gas chromatography-mass spectrometry (GC-MS).

Method: QSP 1204 - Analysis of Residual Solvents by GC-MS

RESIDUAL SOLVENTS TEST RESULTS - 07/17/2021 *continued* DETECTED

COMPOUND	LOD/LOQ (µg/g)	ACTION LIMIT (µg/g)	MEASUREMENT UNCERTAINTY (µg/g)	RESULT (µg/g)
Chloroform	0.1 / 0.2	1	N/A	ND
Methylene chloride	0.114 / 0.381	600	N/A	ND
Trichloroethylene	0.1 / 0.3	80	N/A	ND
1,2-Dichloroethane	0.05 / 0.1	5	N/A	ND
Sulfolane	11.728 / 39.094	160	N/A	ND
Dimethyl Sulfoxide	1.679 / 5.596	5	N/A	ND
Acetonitrile	0.049 / 0.164	0.41	±0.0253	0.481
Pyridine	0.118 / 0.394	0.2	N/A	ND
N,N-Dimethylacetamide	0.2 / 0.668	1.09	N/A	ND
N,N-Dimethylformamide	0.335 / 1.116	880	N/A	ND



Heavy Metals Analysis

Heavy metal analysis utilizing inductively coupled plasma-mass spectrometry (ICP-MS).

Method: QSP 1160 - Analysis of Heavy Metals by ICP-MS

HEAVY METALS TEST RESULTS - 07/15/2021 DETECTED

COMPOUND	LOD/LOQ (µg/g)	ACTION LIMIT (µg/g)	MEASUREMENT UNCERTAINTY (µg/g)	RESULT (µg/g)
Arsenic	0.02 / 0.1	0.42	N/A	<LOQ
Cadmium	0.02 / 0.05	0.27	±0.002	0.06
Lead	0.04 / 0.1	0.5	N/A	ND
Mercury	0.002 / 0.01	0.4	N/A	ND

NOTES

COA amended, assay results would pass with respect to action limits currently defined by Colorado hemp testing regulation. COA amended to reflect requested assays.

