

If you require any assistance, you can speak to our customer service team directly via phone on **1300 552 255 (AU)** or **0800 003 329 (NZ)**, or via email at **customer@mercator.com.au**

You can also visit **ikuu.com.au** to access troubleshooting guides and advice on how to get the most from your Mercator Ikuü products, such as guides on scenes and automation.

1 Set Up the App

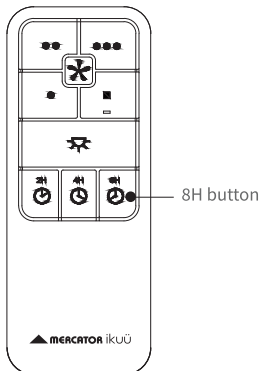
1. Download the Mercator Ikuü app.
2. Tap 'create new account' or 'log in to account'.
3. Follow the in-app prompts and tap 'OK'.

2 Connect to the App

To connect your ceiling fan to the app, you must first enter pairing mode. All Mercator Ikuü Wi-Fi products require a 2.4GHz Wi-Fi network.

Activate Pairing Mode:

1. Ceiling fans must be installed by a licensed electrician.
2. Press and hold the 8H button for 5 seconds. The fan will start to beep rapidly (twice every second). If the fan is beeping slowly (once every second) press and hold the 8H button for a further 5 seconds until it starts to beep rapidly.

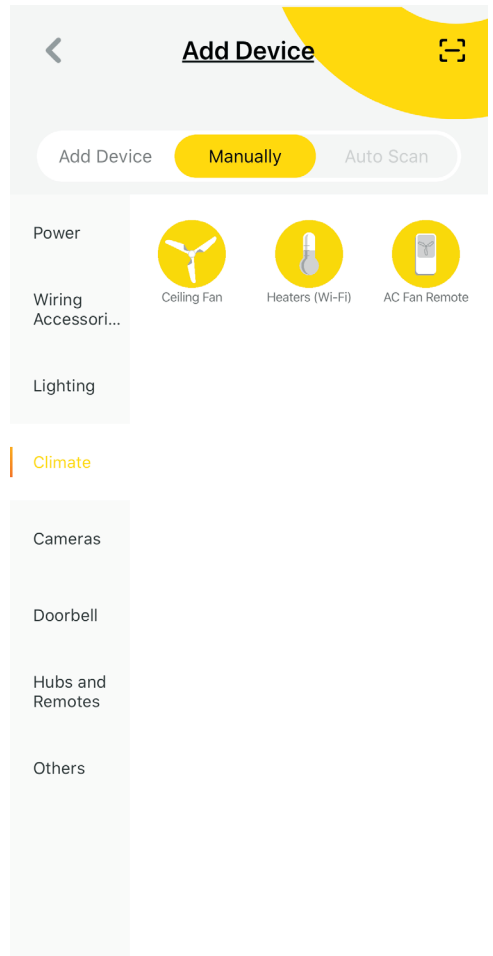


2 Connect to the App (Cont.)

Pairing Your Product:

1. Open the Mercator Ikuü app.
2. Tap + > Add Device > Climate, then select your ceiling fan remote.
3. When the ceiling fan is beeping, tap 'indicator is rapidly beeping'. The pairing process will start which will add your ceiling fan to the app.
4. Once pairing is complete, you can edit your ceiling fan's name (optional).
5. To finish the pairing process, tap 'done'.

Note: If the pairing process doesn't work, and you are certain that the password for your 2.4GHz Wi-Fi network is correct, try pairing in AP mode. Refer to our website for details.



3 Voice Assistant Setup (Optional)

Google Assistant

1. Open the google home app and sign in to your google account.
2. Tap + and select Set Up Device > Have Something Already Set Up?
3. Select Mercator Ikuu from the list or type Mercator Ikuu in the search bar.
4. Type in your Mercator Ikuu login details.
5. Tap Link Now > Authorise.

Amazon Alexa

1. Open the Amazon Alexa app and sign in to your Alexa account.
2. Tap More > Skills & Games.
3. Search for Mercator Ikuu and tap 'enable'.
4. Enter your Mercator Ikuu account details and tap 'link now'.

MERCATOR ikuü

app features

Want more from your products? The Mercator Ikuü app can help you to customise your smart products any way you like. Detailed guides on these features can be found at www.ikuu.com.au.

Rooms

Separate your products within the app for easy control based on their location.

Scenes

Control multiple products from any room at the same time.

Automation

Create triggers that allow products to complete actions automatically. These triggers can be based on time, sensors, or even other products.

Routines

Use Mercator Ikuü with other household products to create simple voice commands that trigger customised actions based on your daily activities.

Timers

Use a range of scheduling and countdown timers that trigger actions.

Alerts

Manage the kinds of alerts you receive from your products (e.g. security products).

Sharing


Share access of your products with others.

In-App Customer Service

Talk to our customer service team directly through the app if you have any issues.

MERCATOR ikuü

app features



Want more Mercator Ikuü? Visit [ikuu.com.au](http://www.ikuu.com.au) to explore our whole range of smart products!

For guides on using these features in the app and to see our broad range of smart products, visit www.ikuu.com.au

You can speak to our customer service team directly via phone on **1300 552 255 (AU)** or **0800 003 329 (NZ)**, or via email at customer@mercator.com.au