


ITEM NO. : MINDY RECHARGEABLE TL




NOTE:

It is recommended to fully charge a device before using it for the first time.


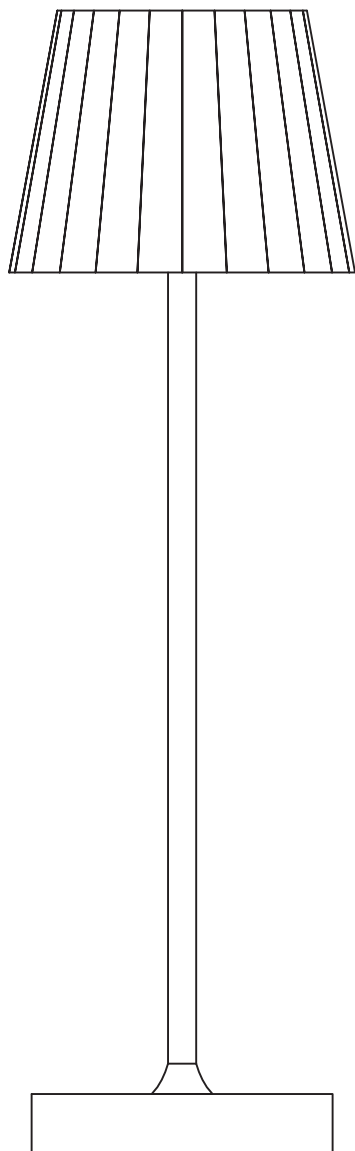
ON / OFF / 3CCT / DIM

- Press the touch sensor once to turn it ON/Colour Change/OFF.
- To dim (brighter or softer), press the touch sensor for about 3 seconds.



Charging:

1. Open the dust cap.
2. Plug the USB-C connector into the socket of the lamp.
3. Connect the lamp to a suitable charger (2A max - not included) using the USB cable.



Charging Indicator:

The lamp is equipped with a battery indicator.

- Red LED : Lamp is charging.
- Green LED : Lamp is fully charged.



USB Cable
Included



Charger
Not Included

5V ~ LED 3W / 3000K-4000K-5000K

telbix.

IP54

