


Mutina

Lane
by Barber & Osgerby




EN

General information
Laying and maintenance tips
Colors
Technical features
Packing

General information

collection	Lane
design	Edward Barber & Jay Osgerby, 2018
production	Industrial
material	Glazed porcelain stoneware
thickness	8,5 mm
sizes	7,9·16 cm (37/64"·619/64")
specification	<ul style="list-style-type: none"> - 3 styles: Base, Mono, Poly - 5 surface textures random mixed - Base comprises 5 colour palettes: White (9 shades, 5 textures), Grey (5 shades, 5 textures), Black (5 shades, 5 textures), Terracotta (10 shades, 5 textures), Aubergine (10 shades, 5 textures) - Poly comprises the 5 "Base" colors plus a number of elements in contrast - Mono: Black and White only
awards	Best reflective space - Wallpaper Design Award 2019
patents	Registered design n° 006336608-0001/0037 – date of registration: 26/03/2019
category	UNI EN 14411 App G (BIA group) GL




7,9·16 cm
(37/64"·619/64")

Laying and maintenance tips


use	Floor, wall – indoor, outdoor.
installation	The material is deliberately shaded. Take the material from several boxes and mix carefully.
recommended adhesive	Adhesive for porcelain stoneware.
recommended joints	2mm joints. Use wedges to fix the caliber differences in work size between tiles.
recommended fillers	Cement-based grout / epoxy grout.
cleaning at the end of installation	<p>CEMENT-BASED GROUT: Buffered acid (e.g. DETERDEK PRO by FILA, or similar). Wet the floor with water, dilute the product 1:5 with water and pour it on the floor. Wait for 2 or 3 minutes then use a white scotch brite pad and rinse well with clean water.</p> <p>EPOXY GROUT: Alkaline detergent (e.g. FILA CR10 by FILA). FILA CR10: apply pure, wait for 30 minutes then use a green scotch brite pad.</p> <p>SILICONE: Solvent for silicone (e.g. FILA ZERO SIL.). Pour it straight onto the stain, wait for 20 minutes and remove the mark using scotch brite.</p> <p>PAINT: Can usually be removed using water, but if resin-based paints or particular enamels have been used, it is best to ask the manufacturer which solvent is most suitable.</p> <p>RUST: stain remover es. FILA NO RUST. Apply the product onto the stain, leave for 15 minutes, remove the residue and rinse thoroughly.</p>
general cleaning (installed tiles)	<p>You are recommended to use ordinary neutral detergent diluted in water. Avoid using acid or alkaline products, waxes and/or impregnants. During ordinary cleaning it is recommended to use extremely abrasive items (such as scourers and iron or steel sponges) as little as possible. This recommendation must be adhered to rigorously in the case of tiles with a glossy surface finishing as they are more susceptible to the risk of scuffs, scratches and loss of shine, etc. In the event of heavy dirt or particularly textured surfaces, use an alkaline detergent and rinse after washing. For large surfaces, the use of a floor washing machine is recommended. During every-day cleaning procedures, it is necessary to remember that certain types of dirt (dust, sand) increase the abrasive effect of foot-traffic. Therefore we recommend that you avoid bringing in this type of dirt, which comes in from the outside, by placing a door-mat at the entrance.</p>
calibers (real size)	7,9 x 16 cm with 2 mm tolerance

Colors


BASE



Base White




grout: calce 01



Base Black




grout: nero 06



Base Grey




grout: grigio 44



Base Aubergine



grout: humus 15




Base Terracotta




grout: ash 10


POLY




Poly White




grout: calce 01



Poly Black




grout: nero 06



Poly Grey




grout: grigio 44




Poly Aubergine



grout: humus 15




Poly Terracotta




grout: ash 10


MONO



Mono White



grout: calce 01



Mono Black



grout: nero 06

Technical features

STANDARD	FEATURES	VALUE REQUIRED	LANE
ISO 10545/3	water absorption	< 0,5%	in conformity with standard
ISO 10545/4	breaking strength	≥ 1300 N	in conformity with standard
	modulus of rupture	≥ 32 N/mm ²	in conformity with standard
ISO 10545/9	resistance to thermal shock	no visible alteration	resistant
ISO 10545/12	frost resistance	no visible alteration	resistant
ISO 10545/13	resistance to acids and alkalis (low and high concentration)	declared value	A A
	resistance to household cleaning agents and swimming pool chemicals	minimum class B	A A
ISO 10545/14	stains resistance	minimum 3	4-5
DIN 51130 - 04	slip resistance	medium values	
		6÷10°	R9
		10÷19°	R10
		19÷27°	R11
		27÷35°	R12
	> 35°	R13	
DIN 51097 - 04			B
DCOF		> 0,42	0,61
LEED CERTIFICATION 4.1		–	39% recycled material
Robinson Test		–	moderate use
VOC Emission			available upon request
Declaration of Contents			available upon request
SDS			available upon request
BPD3			available upon request
HPD			available upon request



Packing

SIZE	PCS-SQM	PCS-BOX	SQM-BOX	BOX-PAL	KG-BOX	KG-PAL	SQM-PAL
7,9-16 cm	79,11	76	0,96	56	18,70	1047,20	53,76