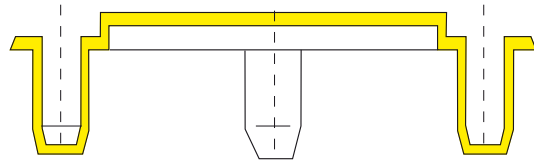
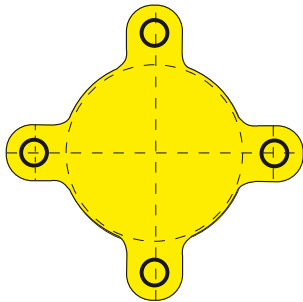


Stud Hole Fitting Flange Pro-Tectors

CAPTOP
PROTECTIVE CAPS 'N' PLUGS

Suitable for ASA/ANSI/BS1560 flanges. Quick fitting.
Simply insert plugs into the bolt holes.

NEXT
Express
Service
MORNING



STANDARD RANGE

EP 304



150 lbs. series

EN 12351-A.3
ASA / ANSI
BS 1560



300 lbs. series

Ø Flansch Dimensions Nom Ø	lbs. Series Pressure Group	Standard Pack	Reference No.
.1/2"	125, 150 lbs	800	EP 304 / .1/2" / 150
.1/2"	300, 600 lbs	800	EP 304 / .1/2" / 300
.3/4"	125, 150 lbs	800	EP 304 / .3/4" / 150
.3/4"	300, 600 lbs	500	EP 304 / .3/4" / 300
1."	125, 150 lbs	600	EP 304 / 1." / 150
1."	300, 600 lbs	400	EP 304 / 1." / 300
1.1/2"	125, 150 lbs	400	EP 304 / 1.1/2" / 150
1.1/2"	300, 600 lbs	250	EP 304 / 1.1/2" / 300
2."	125, 150 lbs	250	EP 304 / 2." / 150
2."	300, 600 lbs	200	EP 304 / 2." / 300
3."	125, 150 lbs	200	EP 304 / 3." / 150
3."	300, 600 lbs	175	EP 304 / 3." / 300
4."	125, 150 lbs	200	EP 304 / 4." / 150
4."	300 lbs	175	EP 304 / 4." / 300
6."	125, 150 lbs	125	EP 304 / 6." / 150
6."	300 lbs	125	EP 304 / 6." / 300
8."	150 lbs	100	EP 304 / 8." / 150
8."	300 lbs	100	EP 304 / 8." / 300
10."	150 lbs	60	EP 304 / 10." / 150
10."	300 lbs	60	EP 304 / 10." / 300
12."	150 lbs	40	EP 304 / 12." / 150
12."	300 lbs	30	EP 304 / 12." / 300



Should your requirements not be shown please ask for separate quotation.
PROTEC products and specifications are subject to improvement and change without notice.

Stud Hole Fitting Flange Pro-Tectors

Suitable for ASA/ANSI/BS1560 flanges. Quick fitting. Simply insert plugs into the bolt holes.




EN 12351-A.3
ASA / ANSI
BS 1560

Suitable for EN 12351-A.3, DIN, ASA, ANSI, BS 1560 flanges. Meet API Specifications.

DELIVERY
24
hrs.
SERVICE

STANDARD RANGE


EP 304



150 lbs. series



300 lbs. series



NEW

Material	: LLD-PE	DATA
Standard Colour	: blue - 150 lbs. series black - 300 lbs. series	