

ROSEN|TAL

ORGANICS

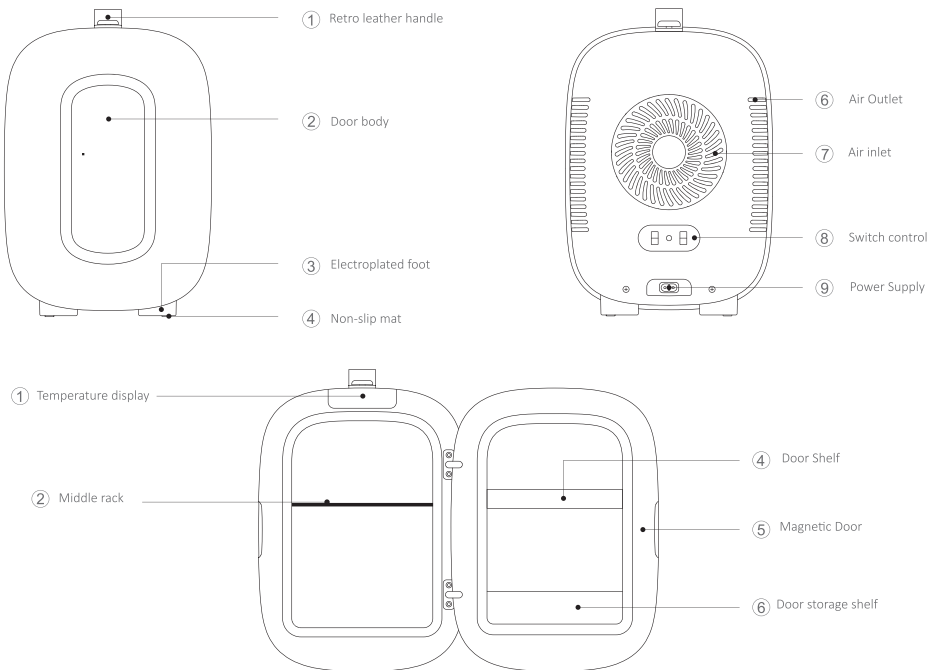
DISCLAIMER AND WARNING

The Information in this document affects your safety and your legal rights and responsibilities. Failure to read and follow instructions and warnings in this document may result in serious injury to yourself or others, damage to your beauty Frigde, or damage to other objects in the vicinity. This document and all other collateral documents are subject to change at the sole discretion of Kitfort.

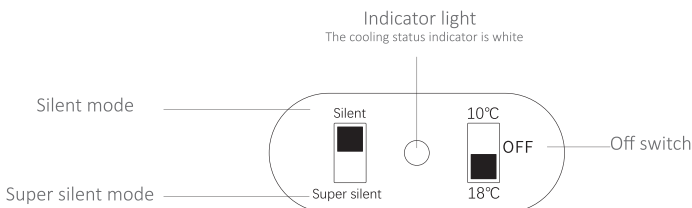
By using this product, you hereby signify that you have read this disclaimer and warning carefully and that you understand and agree to abide by the terms and conditions herein. You agree that you are solely responsible for your own conduct while using the product, and for any consequences thereof. You agree to use this product only for purposes that are proper and in terms, precautions, practices, policies and guidelines Kitfort has made and may make available.

Kitfort accepts no liability for damage, injury or any legal responsibilities incurred directly or indirectly from the use of this product. The user shall observe safe and lawful practices including, but no limited to, those set forth in this document.

GET STARTED

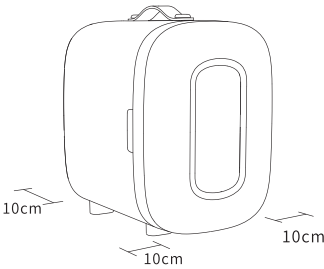


CONTROL INSTRUCTIONS

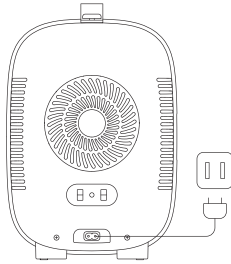


USER MANUAL

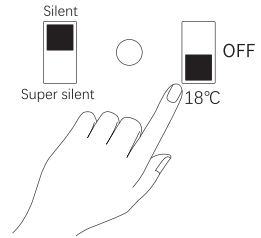
First- time Usage



Step1.Keep a 10cm distance around the product, Make sure there is no plug in the air inlet cooling hole.



Step2.Connect the power interface on the back of the product to the household socket with the power cord.



Step3.Press the button to select different modes, when the light turn on, indicating the startup and operation of the product.

PRODUCT MAINTENANCE

Make sure that the power supply is turned off and the fridge is in a room temperature before proceeding as follows:

- 1.The switch control must be pushed to OFF to shut down, unplug the power cord and cut off the power supply.
- 2.Cleaning the fridge directly with water may result in electrical shock or death.
- 3.Clean and wipe the exterior and interior of the fridge using a clean soft cloth.
- 4.Clean the air inlet cover every 3 months.

BASIC PARAMETERS

Brand	ROSENAL ORGANICS	Model	MFA-5L-F
N.W	4.0kg	G.W	4.4kg
Voltage	100-240V	Frequency	55W
Power Cable	1.8M	Dimension	217 x 309 x 328mm

ROSENAL ORGANICS GMBH
HAFENSTR. 25, 68159 MANNHEIM
WWW.ROSENAL.DE