

PRODUCT SIZING

Ref No. 7770-XXX

Measure largest circumference of affected ankle

Size	Ref No.	Max	Max
Advanced Ankle Compression Wrap	7770-XXX	18"	45cm
Bundle Options	Pack Size	Packs	XXX
Wrap Only	-	0	000
First Ice® System (Wrap, Packs, & Tote-Bag)	6" x 10"	4	102
First Gel® System (Wrap, Packs, & Tote-Bag)	6" x 10"	4	202

Note: All options are available in single and 6-pack case quantities, wraps only in 24 packs

FIRST ICE® & FIRST GEL® (PACK ONLY)

Intergrated Hot or Cold Therapy

Product Name	Pack Size	Storage	Packs	Ref No.
First Ice® Direct Stick™ Cold Therapy Packs	6" x 10"	Zip-Lock	2	130-0610
		Direct Freeze Package (DFP)	4	144-0610
First Gel® Direct Stick™ Hot / Cold Therapy Packs	6" x 10"	Zip-Lock	4	230-0610

Note: DFP decreases pack freeze time and facilitates freezer storage

© 2023 Professional Products, Inc.
www.ezywrap.com
Made in the USA

54 Hugh Adams Rd., Defuniak Springs, FL 32435
National: (800) 234-9004
International: (850) 892-5731
Fax: (800) 274-9006

R&ID# *286832*



REV A 5/23



ADVANCED ANKLE THERAPY SYSTEM

INDICATIONS:

Patient Population: Adults and Children with identified indications

- Post-Operative pain and inflammation
- Post-Injury pain and inflammation
- Rehabilitation pain and inflammation
- Acute ankle injuries and chronic ankle conditions

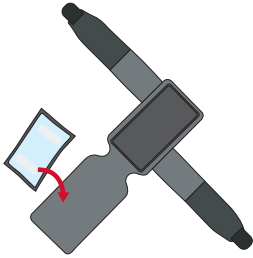
WARNING: This product is intended for single-patient use at the direction of a medical professional and does not prevent or reduce the risk of injury. Do Not Over Tighten. If you experience a sudden increase in pain, numbness, or unusual activity with this device, discontinue use immediately and consult your healthcare provider.

CAUTION: Review all instructions included with Hot or Cold Therapy, First Ice® or First Gel® before use. Hot or Cold Therapy is intended for external use only.

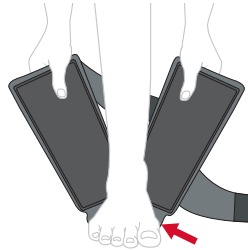
CARE: Hand-wash using a mild detergent. Rinse thoroughly. Air Dry only. Do not tumble dry.



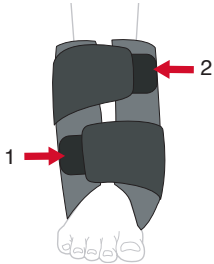
1.



2.



3.



1. Place Direct Stick™ pack on desired wrap area with a black barrier facing the skin.

2. Place wrap on affected part of ankle with sole of foot on small bridge

3. Wrap straps around ankle

4. Secure straps to the desired compression

Note: This ankle system is intended to be applied over any post-operative dressing when present.