

PRODUCT SIZING

Ref No. 7750-XXX

Measure largest circumference of affected ankle

Size	Ref No.	Max	Max
Universal Ankle Compression Wrap	7750-XXX	12"	32cm

Bundle Options	Pack Size	Packs	XXX
Wrap Only	-	0	000

First Ice® System (Wrap, Packs, & Tote-Bag)	6" x 12"	2	102
--	----------	---	-----

First Gel® System (Wrap, Packs, & Tote-Bag)	6" x 12"	2	202
--	----------	---	-----

Note: All options are available in single and 12-pack case quantities, wraps only in 48 packs

FIRST ICE® & FIRST GEL® (PACK ONLY)

Intergrated Hot or Cold Therapy

Product Name	Pack Size	Storage	Packs	Ref No.
First Ice® Direct Stick™ Cold Therapy Packs	6" x 12"	Zip-Lock	2	130-0612
		Direct Freeze Package (DFP)	4	144-0612

First Gel® Direct Stick™ Hot / Cold Therapy Packs	6" x 12"	Zip-Lock	4	230-0612
--	----------	----------	---	----------

Note: DFP decreases pack freeze time and facilitates freezer storage

© 2023 Professional Products, Inc.
www.ezywrap.com
Made in the USA

54 Hugh Adams Rd., Defuniak Springs, FL 32435
National: (800) 234-9004
International: (850) 892-5731
Fax: (800) 274-9006

R&ID# *286725*



REV A 5/23



UNIVERSAL ANKLE THERAPY SYSTEM

INDICATIONS:

Patient Population: Adults and Children with identified indications

- Post-Operative pain and inflammation
- Post-Injury pain and inflammation
- Rehabilitation pain and inflammation
- Acute ankle injuries (sprains, fractures, contusions)
- Chronic ankle conditions (arthritis, tendonitis)

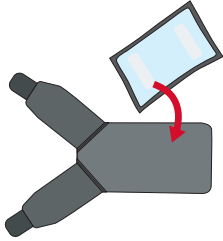
WARNING: This product is intended for single-patient use at the direction of a medical professional and does not prevent or reduce the risk of injury. Do Not Over Tighten. If you experience a sudden increase in pain, numbness, or unusual activity with this device, discontinue use immediately and consult your healthcare provider.

CAUTION: Review all instructions included with Hot or Cold Therapy, First Ice® or First Gel® before use. Hot or Cold Therapy is intended for external use only.

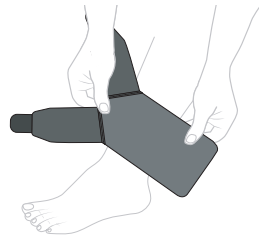
CARE: Hand-wash using a mild detergent. Rinse thoroughly. Air Dry only. Do not tumble dry.



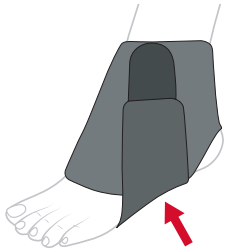
1.



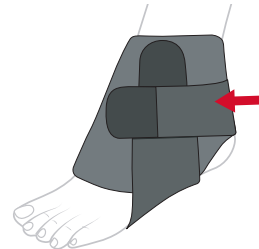
2.



3.



4.



1. Place Direct Stick™ pack on desired wrap area with a black barrier facing the skin.

2. Place wrap on affected part of ankle with square end towards heel.

3. Wrap strap around bottom of foot and secure wrap.

4. Wrap strap around back of foot and secure to wrap.

Note: This ankle system is intended to be applied over any post-operative dressing when present.