

PRODUCT SIZING

Ref No. 7550-XXX

Measure circumference of waist

Size	Ref No.	Max	Max
Universal Hip Compression Wrap	7550-XXX	52"	142cm

Bundle Options	Pack Size	Packs	XXX
Wrap Only	-	0	000
First Ice® System (Wrap, Packs, & Tote-Bag)	6" x 12"	4	102
First Gel® System (Wrap, Packs, & Tote-Bag)	6" x 12"	4	202

Note: All options are available in single and 6-pack case quantities, wraps only in 24 packs

FIRST ICE® & FIRST GEL® (PACK ONLY)

Intergrated Hot or Cold Therapy

Product Name	Pack Size	Storage	Packs	Ref No.
First Ice® Direct Stick™ Cold Therapy Packs	6" x 12"	Zip-Lock	2	130-0612
		Direct Freeze Package (DFP)	4	144-0612
First Gel® Direct Stick™ Hot / Cold Therapy Packs	6" x 12"	Zip-Lock	4	230-0612

Note: DFP decreases pack freeze time and facilitates freezer storage

© 2023 Professional Products, Inc.
www.ezywrap.com
Made in the USA

54 Hugh Adams Rd., Defuniak Springs, FL 32435
National: (800) 234-9004
International: (850) 892-5731
Fax: (800) 274-9006

R&ID# *286723*



REV A 5/23



UNIVERSAL HIP THERAPY SYSTEM

INDICATIONS:

Patient Population: Adults and Children with identified indications

- Post-Operative pain and inflammation
- Post-Injury pain and inflammation
- Rehabilitation pain and inflammation
- Acute hip injuries (muscle sprains, strains, spasms, fractures)
- Chronic hip conditions (arthritis, bursitis and tendonitis, hip impingement syndrome, labral tear, sciatica)

WARNING: This product is intended for single-patient use at the direction of a medical professional and does not prevent or reduce the risk of injury. Do Not Over Tighten. If you experience a sudden increase in pain, numbness, or unusual activity with this device, discontinue use immediately and consult your healthcare provider.

CAUTION: Review all instructions included with Hot or Cold Therapy, First Ice® or First Gel® before use. Hot or Cold Therapy is intended for external use only.

CARE: Hand-wash using a mild detergent. Rinse thoroughly. Air Dry only. Do not tumble dry.

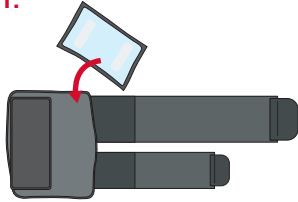


INSTRUCTIONS FOR USE

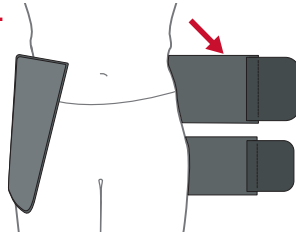
Patent No. 9,039,747 and Other Patents Pending

Model No. 7550

1.



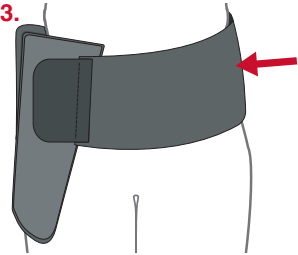
2.



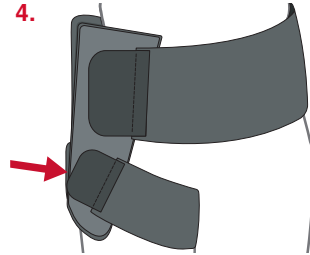
Wrap is setup for the right hip by manufacturer

1. Place Direct Stick™ pack(s) on desired wrap area with a black barrier facing the skin.
2. Place wrap on affected hip with wide strap on top and both straps around the back.
3. Wrap top band around waist and secure to wrap.
4. Wrap bottom strap around thigh and secure to wrap.
5. Replace packs by removing waist strap and pulling wrap away from body.

3.



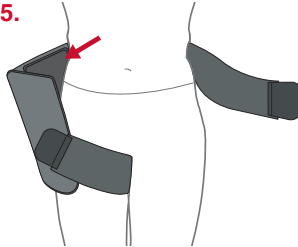
4.



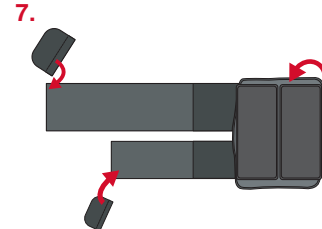
Optional Adjustments

6. Remove butterfly hook and trim strap(s) for a tailored fit.
7. To alternate between left and right hip flip apply packs to other side of wrap and reverse hook.

5.



7.



Note: This hip system is intended to be applied over any post-operative dressing when present.