

## PRODUCT SIZING

Ref No. 7450-XXX

Measure circumference of waist

Size	Ref No.	Max	Max
Universal Back Compression Wrap	7450-XXX	56"	142cm

Bundle Options	Pack Size	Packs	XXX
Wrap Only	-	0	000

First Ice® System (Wrap, Packs, & Tote-Bag)	6" x 12"	4	102
--	----------	---	-----

First Gel® System (Wrap, Packs, & Tote-Bag)	6" x 12"	4	202
--	----------	---	-----

**Note:** All options are available in single and 6-pack case quantities, wraps only in 24 packs

## FIRST ICE® & FIRST GEL® (PACK ONLY)

Integrated Hot or Cold Therapy

Product Name	Pack Size	Storage	Packs	Ref No.
First Ice® Direct Stick™ Cold Therapy Packs	6" x 12"	Zip-Lock	2	130-0612
		Direct Freeze Package (DFP)	4	144-0612
First Gel® Direct Stick™ Hot / Cold Therapy Packs	6" x 12"	Zip-Lock	4	230-0612

**Note:** DFP decreases pack freeze time and facilitates freezer storage

© 2023 Professional Products, Inc.  
www.ezywrap.com  
Made in the USA

54 Hugh Adams Rd., Defuniak Springs, FL 32435  
National: (800) 234-9004  
International: (850) 892-5731  
Fax: (800) 274-9006

R&ID# \*286749\*



REV A 5/23



# UNIVERSAL BACK THERAPY SYSTEM

### INDICATIONS:

**Patient Population: Adults and Children with identified indications**

- Post-Operative pain and inflammation
- Post-Injury pain and inflammation
- Rehabilitation pain and inflammation
- Acute back injuries (muscle sprains, strains, spasms, herniated discs)
- Chronic back injuries (arthritis, spinal stenosis, sciatica, scoliosis)

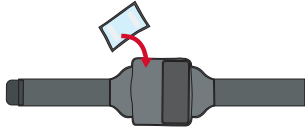
**WARNING:** This product is intended for single-patient use at the direction of a medical professional and does not prevent or reduce the risk of injury. Do Not Over Tighten. If you experience a sudden increase in pain, numbness, or unusual activity with this device, discontinue use immediately and consult your healthcare provider.

**CAUTION:** Review all instructions included with Hot or Cold Therapy, First Ice® or First Gel® before use. Hot or Cold Therapy is intended for external use only.

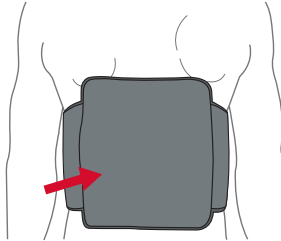
**CARE:** Hand-wash using a mild detergent. Rinse thoroughly. Air Dry only. Do not tumble dry.



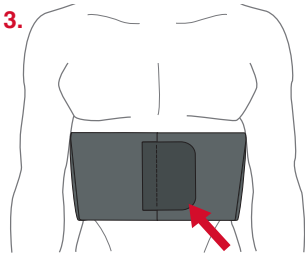
1.



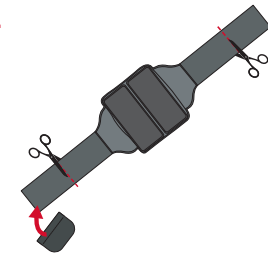
2.



3.



5.



1. Place Direct Stick™ pack(s) on desired wrap area with a black barrier facing the skin

2. Place wrap on back

3. Wrap straps around waist and secure to wrap

4. Readjust straps for desired compression

### Optional Adjustments

5. Remove butterfly hook and trim strap(s) for a tailored fit

**Note:** This back system is intended to be applied over any post-operative dressing when present.