

## PRODUCT SIZING

Ref No. 7255-XXX

Measure circumference of chest including affected arm

Size	Ref No.	Max	Max
Lynx Shoulder Compression Wrap	7255-XXX	56"	142cm

Bundle Options	Pack Size	Packs	XXX
Wrap Only	-	0	000

First Ice® System (Wrap, Packs, & Tote-Bag)	6" x 12"	4	102
--	----------	---	-----

First Gel® System (Wrap, Packs, & Tote-Bag)	6" x 12"	4	202
--	----------	---	-----

**Note:** All options are available in single and 6-pack case quantities, wraps only in 24 packs

## FIRST ICE® & FIRST GEL® (PACK ONLY)

Integrated Hot or Cold Therapy

Product Name	Pack Size	Storage	Packs	Ref No.
First Ice® Direct Stick™ Cold Therapy Packs	6" x 12"	Zip-Lock	2	130-0612
		Direct Freeze Package (DFP)	4	144-0612
First Gel® Direct Stick™ Hot / Cold Therapy Packs	6" x 12"	Zip-Lock	4	230-0612

**Note:** DFP decreases pack freeze time and facilitates freezer storage

© 2023 Professional Products, Inc.  
www.ezywrap.com  
Made in the USA

54 Hugh Adams Rd., Defuniak Springs, FL 32435  
National: (800) 234-9004  
International: (850) 892-5731  
Fax: (800) 274-9006

R&ID# \*286695\*



REV A 5/23



# LYNX SHOULDER THERAPY SYSTEM

## INDICATIONS:

### Patient Population: Adults and Children with identified indications

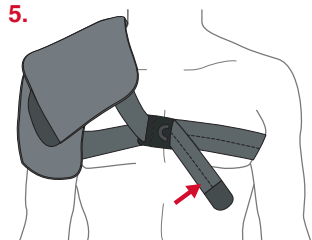
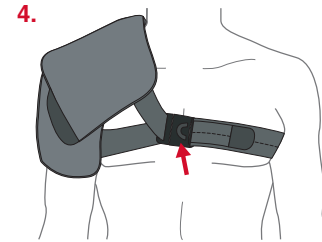
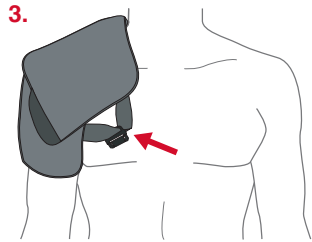
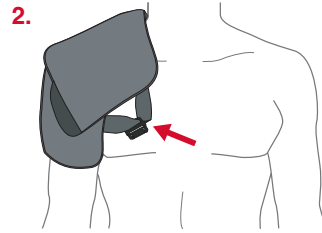
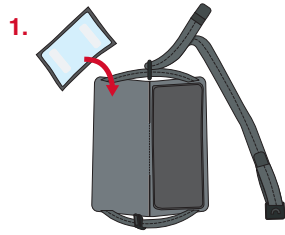
- Post-Operative pain and inflammation
- Post-Injury pain and inflammation
- Rehabilitation pain and inflammation
- Acute shoulder injuries (rotator cuff injuries, muscle strains, spasms)
- Chronic shoulder conditions (arthritis, adhesive capsulitis, bursitis and tendonitis, shoulder impingement syndrome)

**WARNING:** This product is intended for single-patient use at the direction of a medical professional and does not prevent or reduce the risk of injury. Do Not Over Tighten. If you experience a sudden increase in pain, numbness, or unusual activity with this device, discontinue use immediately and consult your healthcare provider.

**CAUTION:** Review all instructions included with Hot or Cold Therapy, First Ice® or First Gel® before use. Hot or Cold Therapy is intended for external use only.

**CARE:** Hand-wash using a mild detergent. Rinse thoroughly. Air Dry only. Do not tumble dry.





Wrap is setup for the right shoulder by manufacturer

1. Place Direct Stick™ pack(s) on desired wrap area with the black barrier facing the skin.
2. Apply Lynx on affected shoulder with quick-release buckle facing front.
3. Adjust contouring tabs for customized fit.
4. Apply quick-release body strap with buckle button facing out.
5. Tighten front strap using sewn hook to desired compression

### Optional Adjustments

6. Remove butterfly hook and trim strap length
7. To alternate between left and right shoulder place on other shoulder with quick-release tab facing front

**Note:** This shoulder system is intended to be applied over any post-operative dressing when present.