

PRODUCT SIZING

Ref No. 7250-XXX

Measure circumference of chest including affected arm

Size	Ref No.	Max	Max
Universal Shoulder Compression Wrap	7250-XXX	56"	142cm

Bundle Options	Pack Size	Packs	XXX
Wrap Only	-	0	000

First Ice® System (Wrap, Packs, & Tote-Bag)	6" x 12"	4	102
--	----------	---	-----

First Gel® System (Wrap, Packs, & Tote-Bag)	6" x 12"	4	202
--	----------	---	-----

Note: All options are available in single and 6-pack case quantities, wraps only in 24 packs

FIRST ICE® & FIRST GEL® (PACK ONLY)

Integrated Hot or Cold Therapy

Product Name	Pack Size	Storage	Packs	Ref No.
First Ice® Direct Stick™ Cold Therapy Packs	6" x 12"	Zip-Lock	2	130-0612
		Direct Freeze Package (DFP)	4	144-0612
First Gel® Direct Stick™ Hot / Cold Therapy Packs	6" x 12"	Zip-Lock	4	230-0612

Note: DFP decreases pack freeze time and facilitates freezer storage

© 2023 Professional Products, Inc.
www.ezywrap.com
Made in the USA

54 Hugh Adams Rd., Defuniak Springs, FL 32435

National: (800) 234-9004

International: (850) 892-5731

Fax: (800) 274-9006

R&ID# *286616*



REV B 12/23



UNIVERSAL SHOULDER THERAPY SYSTEM

INDICATIONS:

Patient Population: Adults and Children with identified indications

- Post-Operative pain and inflammation
- Post-Injury pain and inflammation
- Rehabilitation pain and inflammation
- Acute shoulder injuries (rotator cuff injuries, muscle strains, spasms)
- Chronic shoulder conditions (arthritis, adhesive capsulitis, bursitis and tendonitis, shoulder impingement syndrome)

WARNING: This product is intended for single-patient use at the direction of a medical professional and does not prevent or reduce the risk of injury. Do Not Over Tighten. If you experience a sudden increase in pain, numbness, or unusual activity with this device, discontinue use immediately and consult your healthcare provider.

CAUTION: Review all instructions included with Hot or Cold Therapy, First Ice® or First Gel® before use. Hot or Cold Therapy is intended for external use only.

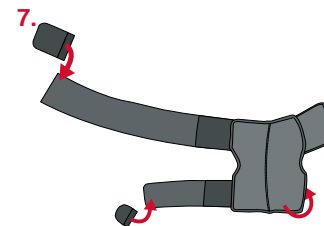
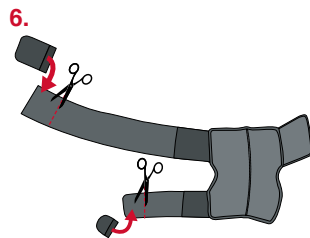
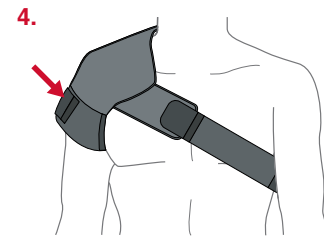
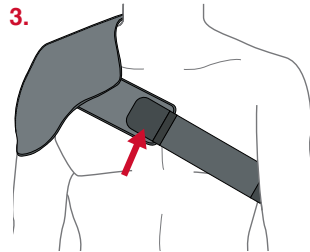
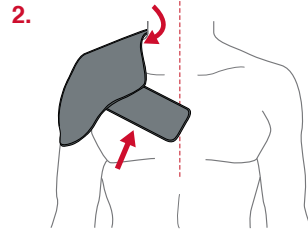
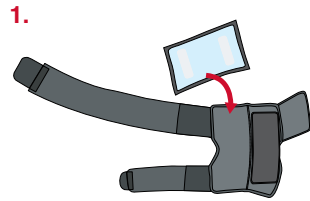
CARE: Hand-wash using a mild detergent. Rinse thoroughly. Air Dry only. Do not tumble dry.



INSTRUCTIONS FOR USE

Patent No. 9,039,747 and Other Patents Pending

Model No. 7250



Wrap is setup for the right shoulder by manufacturer

1. Place Direct Stick™ pack(s) on desired wrap area with the black barrier facing the skin.
2. Apply wrap on affected shoulder with contoured end towards neck (landing pad should sit center on the chest).
3. Wrap body strap around torso to desired compression level and secure to landing pad.
4. Wrap the humerus strap to desired compression level and secure to wrap.
5. Readjust humerus strap for desired compression.

Optional Instructions

6. Remove butterfly hook and trim strap for a tailored fit.
7. To change shoulder dexterity flip wrap inside-out and reapply hook.

Note: This shoulder system is intended to be applied over any post-operative dressing when present.