

## PRODUCT SIZING

Ref No. 470-XX

Measure circumference of leg 6" above mid-patella with leg fully extended

| Size | XX | Min |      | Max |      |
|------|----|-----|------|-----|------|
| XS   | 10 | 13" | 33cm | 16" | 41cm |
| S    | 20 | 16" | 41cm | 19" | 48cm |
| M    | 30 | 19" | 48cm | 21" | 53cm |
| L    | 40 | 21" | 53cm | 24" | 61cm |
| XL   | 50 | 24" | 61cm | 27" | 69cm |
| XXL  | 60 | 27" | 69cm | 30" | 76cm |
| XXXL | 70 | 30" | 76cm | 33" | 84cm |

# DONUT PATELLA STABILIZER

## INDICATIONS:

**Patient Population: Adults and Children with identified indications**

- Chondromalacia
- Patellofemoral Malalignment
- Acute Patella Injuries and Chronic Conditions

**WARNING:** This product is intended for single patient use at the direction of a medical professional and will not prevent or reduce the risk of injury. Do Not Over Tighten. If you experience a sudden increase in pain, numbness, or unusual activity with this device, discontinue use immediately and consult your healthcare provider.

**CARE:** Hand wash using a mild detergent. Rinse thoroughly. Air Dry only. Do not tumble dry.

© 2023 Professional Products, Inc.  
www.ezywrap.com  
Made in the USA

R&ID# \*286996\*

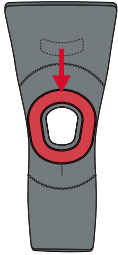


REV A 3/23

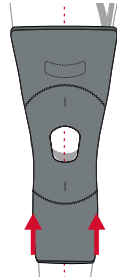
54 Hugh Adams Rd., Defuniak Springs, FL 32435  
National: (800) 234-9004  
International: (850) 892-5731  
Fax: (800) 274-9006



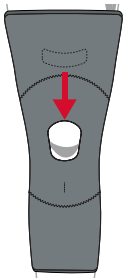
1.



2.



3.



1. Place silicone buttress to support patella
2. Center brace and pull up over the knee
3. Refine silicone buttress alignment with patella

*Scan for application  
and accessories.*

