

PRODUCT SIZING

Ref No. 2355-XX

Measure circumference of chest including affected arm

Size	XX	Max	
PED	05	32"	81cm
S/M	25	44"	112cm
L/XL	45	53"	137cm
UNI	00	53"	137cm

TORSO SHOULDER IMMOBILIZER

INDICATIONS:

Patient Population: Adults and Children with identified indications

- Post-operative rehabilitation of the shoulder
- Injuries requiring immobilization

WARNING: This product is intended for single patient use at the direction of a medical professional and will not prevent or reduce the risk of injury. Do Not Over Tighten. If you experience a sudden increase in pain, numbness, or unusual activity with this device, discontinue use immediately and consult your healthcare provider.

CARE: Hand wash using a mild detergent. Rinse thoroughly. Air Dry only. Do not tumble dry.

© 2021 Professional Products, Inc.
www.ezywrap.com
Made in the USA

R&ID# *282646*



REV A 8/21

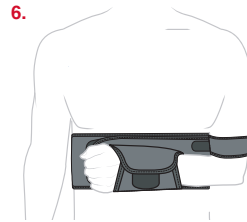
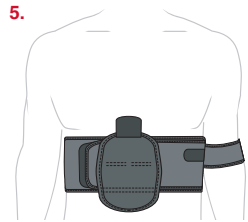
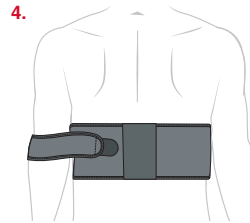
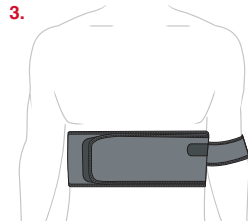
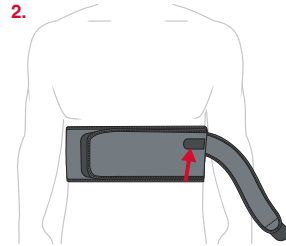
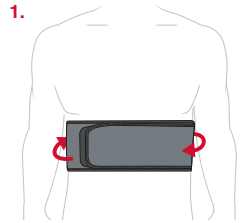
54 Hugh Adams Rd., Defuniak Springs, FL 32435
National: (800) 234-9004
International: (850) 892-5731
Fax: (800) 274-9006



INSTRUCTIONS FOR USE

US and Foreign Patents Pending

Model No. 2355



1. Wrap torso band on rib cage.
2. Fix bicep band to torso band with rounded hook forward.
3. With affected arm positioned vertically, close bicep band around arm.
4. Fix unattached end to torso band for immobilization.
5. Position wrist cuff to ensure proper wrist and hand support
6. Close wrist cuff.

Scan for application and accessories.

