

## PRODUCT SIZING

Reference No. 1132/3-XXY

Measure the circumference of wrist at narrowest

Size	XX	Min	Max	Min	Max
PED	05	-	4.0"	-	10cm
XS	10	4.0"	6.0"	10cm	15cm
REG	35	5.5"	9.0"	14cm	23cm
XL	50	8.0"	11.0"	20cm	28cm

**Sizing Note:** For Y specify L for left or R for right

# RAPID WRIST ORTHOSIS

## INDICATIONS:

**Patient Population: Adults and Children with identified indications**

- Carpal Tunnel Syndrome
- Wrist Sprains and Strains
- Wrist immobilization
- Control of Post-op Effusion

**WARNING:** This product is intended for single patient use at the direction of a medical professional and will not prevent or reduce the risk of injury. Do Not Over Tighten. If you experience a sudden increase in pain, numbness, or unusual activity with this device, discontinue use immediately and consult your healthcare provider.

**CARE:** Hand wash using a mild detergent. Rinse thoroughly. Air Dry only. Do not tumble dry.

© 2022 Professional Products, Inc.  
www.ezywrap.com  
Made in the USA

**R&ID# \*285178\***



REV A 8/22

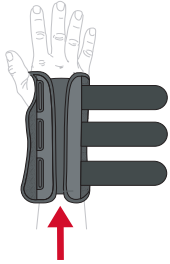
54 Hugh Adams Rd., Defuniak Springs, FL 32435  
National: (800) 234-9004  
International: (850) 892-5731  
Fax: (800) 274-9006



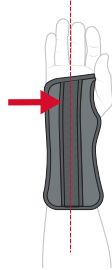
## INSTRUCTIONS FOR USE

Model No. 1132/3

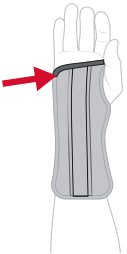
1.



2.



3.



4.



1. Loosen hook and loop straps and place hand in the brace.
2. Align with the center of the wrist.
3. Position stay at the palmar crease.
4. Secure hook and loop ends.

*Scan for application  
and accessories.*

