

# TALON WRIST LACING ORTHOSIS

## PRODUCT SIZING

Ref No. 1112 & 1113-XXY

Measure the circumference of wrist at narrowest

Size	XX	Min	Max	Min	Max
PED	05	-	4.0"	-	10cm
XS	10	4.0"	6.0"	10cm	15cm
REG	35	5.5"	9.0"	14cm	23cm
XL	50	8.0"	11.0"	20cm	28cm

**Sizing Note:** For Y specify L for left or R for right

## INDICATIONS:

**Patient Population: Adults and Children with identified indications**

- Carpal Tunnel Syndrome
- Wrist Sprains and Strains
- Wrist Immobilization
- Control of Post-op Effusion

**WARNING:** This product is intended for single patient use at the direction of a medical professional and will not prevent or reduce the risk of injury. Do Not Over Tighten. If you experience a sudden increase in pain, numbness, or unusual activity with this device, discontinue use immediately and consult your healthcare provider.

**CARE:** Hand wash using a mild detergent. Rinse thoroughly. Air Dry only. Do not tumble dry.

© 2022 Professional Products, Inc.  
www.ezywrap.com  
Made in the USA

**R&ID# \*285454\***



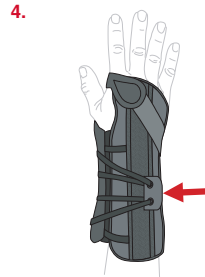
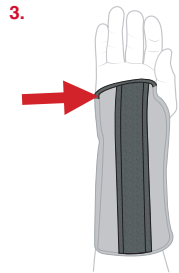
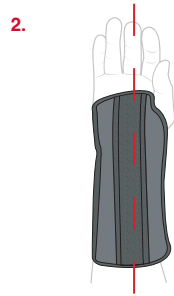
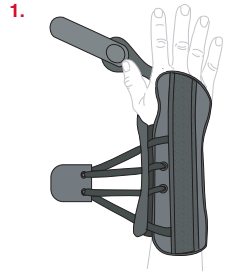
REV A 2/22

54 Hugh Adams Rd., Defuniak Springs, FL 32435  
National: (800) 234-9004  
International: (850) 892-5731  
Fax: (800) 274-9006



## INSTRUCTIONS FOR USE

Model No. 1112/3



1. Loosen straps and place hand in brace.
2. Align with the center of the wrist.
3. Position stay at the palmar crease.
4. Secure laces with pull tabs.

*Scan for application  
and accessories.*

