

PRODUCT SIZING

Ref No. 560-XX

Measure the circumference of leg 6" above mid-patella with leg fully extended

Size	XX	Min		Max	
XS	10	12"	31cm	16"	41cm
S	20	15"	39cm	18"	46cm
M	30	17"	44cm	20"	51cm
L	40	20"	51cm	23"	59cm
XL	50	23"	59cm	26"	66cm
XXL	60	26"	66cm	29"	74cm
XXXL	70	29"	74cm	32"	81cm

HINGED SUPERIOR PATELLA STABILIZER

INDICATIONS:

Patient Population: Adults and Children with identified indications

- Chondromalacia
- Patellofemoral Malalignment
- Patella Subluxation
- Acute Patella Injuries and Chronic Patella Conditions

WARNING: This product is intended for single patient use at the direction of a medical professional and will not prevent or reduce the risk of injury. Do Not Over Tighten. If you experience a sudden increase in pain, numbness, or unusual activity with this device, discontinue use immediately and consult your healthcare provider.

CARE: Hand wash using a mild detergent. Rinse thoroughly. Air Dry only. Do not tumble dry.

© 2022 Professional Products, Inc.
www.ezywrap.com
Made in the USA

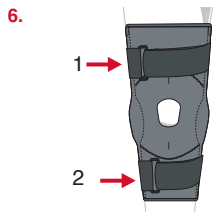
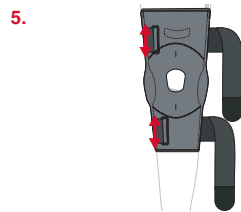
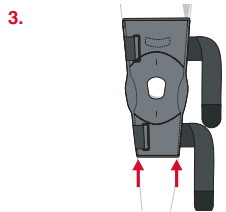
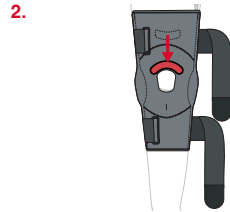
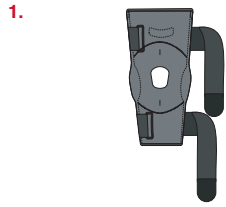
R&ID# *285847*



REV B 3/23

54 Hugh Adams Rd., Defuniak Springs, FL 32435
National: (800) 234-9004
International: (850) 892-5731
Fax: (800) 274-9006





1. Loosen all straps
2. Place silicone buttress to support top of patella
3. Center brace and pull up over knee
4. Refine silicone buttress alignment with top of the patella
5. Fix upper removable strap above buttress and lower as desired
6. Secure the upper strap, then lower strap through the links

Customization

7. Shape hinge arms for desired fit and function

*Scan for application
and accessories.*

