

THINK INTERIORS

KITCHENS

BATHROOMS

BEDROOMS







Contents

Aspire Vinyl Wrapped Doors

A Unique Choice	04
Décors.....	06
Woodgrain.....	06
High Gloss.....	07
Painted Oak, Uni-Colour & Material	08
Super Matt.....	09
Door Styles Overview	10
Décors - Board Match.....	12
Mouldings	14
Door Specification Pages.....	18
Ordering Drawer Fronts & Bi-Fold Doors	79
Inset Handle Doors	80
Glazing & Drilling.....	81
Kitchen Accessories	82
Bedroom Accessories.....	84
Tips & Technical Help	86







Woodgrain Décors



Coast Evoke Oak



Driftwood



Ellmau Beech



Lissa Oak



Moldau Acacia



Montana Oak



Natural Aida Walnut



Opera Walnut



Sonoma Oak



Winchester Oak




High Gloss Décors



High Gloss Anthracite



High Gloss Cashmere




High Gloss Cream




High Gloss Denim



High Gloss Dust Grey



High Gloss Grey



High Gloss Mussel




High Gloss Onyx Grey



High Gloss Sand
Beige



High Gloss White




High Gloss White Grey




Uni-Colour Décors



Dakar



Ivory



Pale Cream

Painted Oak Effect Décors



Painted Oak
Alby Blue



Painted Oak
Cashmere



Painted Oak
Dakar



Painted Oak
Dust Grey




Painted Oak
Ivory



Painted Oak
Light Grey



Painted Oak
Mussel



Painted Oak
Porcelain




Painted Oak
Reed Green



Painted Oak
White



Super Matt Décors



Super Matt
Alby Blue



Super Matt
Angora Grey




Super Matt
Black



Super Matt
Cashmere



Super Matt
Denim




Super Matt
Dust Grey




Super Matt
Fjord



Super Matt
Frost White



Super Matt
Graphite



Super Matt
Highland Green




Super Matt
Indigo Blue



Super Matt
Light Grey



Super Matt
Monument Grey



Super Matt
Mussel



Super Matt
Onyx Grey




Super Matt
Reed Green



Super Matt
Rusty Red




Super Matt
Sage Green



Super Matt
Stone Grey



Super Matt
Taupe Grey



Super Matt
White Grey



Door Collection

Ascot

Avienda

Balmoral


Belize

Benwick

Boston

Brecon

Bridgewater



Page 18

Page 19

Page 20

Page 21

Page 22

Page 23

Page 24

Page 25

Crossland

Denham

Denver

Esquire

Fenwick

Florence

Genoa

Grove



Page 34

Page 35

Page 36

Page 37

Page 38

Page 39

Page 40

Page 41

Keswick

Linea

Madrid


Manhattan

Mercia

Mersey

Metropole

Milano / Milan



Page 50

Page 51

Page 52

Page 53

Page 54

Page 55

Page 56

Page 57

Sahara

Scoop

Severn


Shaker

Sutton

Treviso

Turin

Twinline



Page 66

Page 67

Page 68

Page 69






























Page 70

Page 71

Page 72

Page 73

Door Collection

Brockworth	Camden	Caraway	Chardonnay	Chedburgh	Coniston	Cordoba	Cottage
 P	 S NEW FOR 2024	 P	 S	 S	 P	 S NEW FOR 2024	 S
Page 26	Page 27	Page 28	Page 29	Page 30	Page 31	Page 32	Page 33
Halstead	Havana	Henlow	Hudson	Johnson	Juliette	Kelby	Kendal
 S	 S NEW FOR 2024 BEDROOM STYLE	 P	 P NEW FOR 2024	 P	 S	 P NEW FOR 2024	 W P
Page 42	Page 43	Page 44	Page 45	Page 46	Page 47	Page 48	Page 49
New England	New Fenland	New Sudbury	Nova	Oslo	Palermo	Pillow	Ribble
 P	 S	 S	 P	 S	 W P NEW FOR 2024	 S	 S
Page 58	Page 59	Page 60	Page 61	Page 62	Page 63	Page 64	Page 65
Valencia	Verona	Vienna	Willingdale	Winwick			
 P	 S	 S	 S	 S			
Page 74	Page 75	Page 76	Page 77	Page 78			

- P Premium Door Style
- S Standard Door Style
- W 22mm Thickness & White Back

Décor - Board Match

Décor	Backing	Egger	Kronospan	Pfleiderer	Pre Glued Edging
Coast Evoke Oak	Matching		K365		
Dakar	Matching	U717			EDU717
Driftwood	Matching	H3090			EDH3090
Ellmau Beech	Matching	H1582	D1639	R5542	EDH1582
High Gloss Anthracite	Matching	U961			EDU961
High Gloss Cashmere	Matching	U702	5981		EDU702ST9
High Gloss Cream	Matching		564		EDD564
High Gloss Denim	Matching	U540			
High Gloss Dust Grey	Matching	U732			EDU732
High Gloss Grey	Matching	U708	112	U1188	EDD112BF
High Gloss Mussel	Matching	U100	5982		EDU100
High Gloss Onyx Grey	Matching	U960			EDU960ST9
High Gloss Sand Beige	Matching	U156			EDU156
High Gloss White	Matching	W1000	K101		EDSE1-01
High Gloss White Grey	Matching	U775			EDU775ST9
Ivory	Matching	U104	514	U1303	EDU514BF
Lissa Oak	Matching	H1154	8925	R4276	EDD8925
Moldau Acacia	Matching	H1277			EDH1277
Montana Oak	Matching	H1342	1929		EDH1342
Natural Aida Walnut	Matching	H3703	726	R4899	EDD726
Opera Walnut	Matching	H3704	481	R4889	EDD481
Painted Oak Alby Blue	Matching (Matt with no grain)		5994GC		
Painted Oak Cashmere	Matching (Matt with no grain)	U702ST12 or U702ST27	5981GC		EDU702ST27100M
Painted Oak Dakar	Matching (Matt with no grain)	U717ST12 or U717ST27	5984GC		EDU717ST27
Painted Oak Dust Grey	Matching (Matt with no grain)	U732ST12			EDU732
Painted Oak Ivory	Matching (Matt with no grain)	U104ST12 or U104ST27	7031GC		EDU104ST27
Painted Oak Light Grey	Matching (Matt with no grain)	U708ST12 or U708ST27	0112GC		EDU708ST27
Painted Oak Mussel	Matching (Matt with no grain)	U100ST12 or U100ST27	5982GC		EDU100ST27
Painted Oak Porcelain	Matching (Matt with no grain)	W1200ST27			EDW1200ST27
Painted Oak Reed Green	Matching (Matt with no grain)	U604			EDU604
Painted Oak White	Matching (Matt with no grain)		K101GC		EDW980ST27

Décors - Board Match

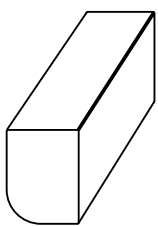
Décor	Backing	Egger	Kronospan	Pfleiderer	Pre Glued Edging
Pale Cream	Matching		564		EDD564
Sonoma Oak	Matching	H1146	8197	R4285	EDH1146
Super Matt Alby Blue	Matching		5994		
Super Matt Angora Grey	Matching	U705			
Super Matt Black	Matching	U899			EDU961
Super Matt Cashmere	Matching	U702	5981		EDU702ST9
Super Matt Denim	Matching	U540			
Super Matt Dust Grey	Matching	U732			EDU732
Super Matt Fjord	Matching	U636			EDU636
Super Matt Frost White	Matching	W1100			EDW1100ST9
Super Matt Graphite	Matching	U961			EDU961
Super Matt Highland Green	Matching			U19008	
Super Matt Indigo Blue	Matching	U599			
Super Matt Light Grey	Matching	U708	112		EDD112BF
Super Matt Monument Grey	Matching	U780			EDU780ST9
Super Matt Mussel	Matching	U100	5982		EDU100
Super Matt Onyx Grey	Matching	U960			EDU960ST9
Super Matt Reed Green	Matching	U604			EDU604
Super Matt Rusty Red	Matching	U335			
Super Matt Sage Green	Matching	U638			
Super Matt Stone Grey	Matching	U727			EDU727
Super Matt Taupe Grey	Matching	U750			EDU750ST9
Super Matt White Grey	Matching	U775			EDU775ST9
Winchester Oak	Matching	H1381	9277		EDH1381

Mouldings Matrix

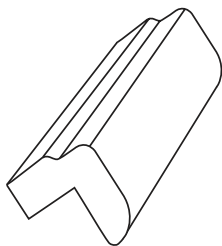
Décor	Peel & Stick Vinyl	Dual Purpose Moulding	Round Bullnose	Pelmet	Cornice	Square Bullnose	Rounded Pilaster
		3.0m	3.0m	3.0m	3.0m	3.0m	3.0m
Coast Evoke Oak	✓	✗	✗	2.4m To Order	2.4m To Order	✓	2.4m To Order
Dakar	✓	✗	✓	2.4m To Order	2.4m To Order	2.4m To Order	2.4m To Order
Driftwood	✓	✗	✓	2.4m To Order	2.4m To Order	2.4m To Order	2.4m To Order
Ellmau Beech	✓	✗	✓	2.4m To Order	2.4m To Order	2.4m To Order	2.4m To Order
High Gloss Anthracite	✓	✓	✗	2.4m To Order	2.4m To Order	2.4m To Order	2.4m To Order
High Gloss Cashmere	✓	✓	✗	2.4m To Order	2.4m To Order	✓	2.4m To Order
High Gloss Cream	✓	✓	✓	2.4m To Order	2.4m To Order	✓	2.4m To Order
High Gloss Denim	✓	✓	✗	2.4m To Order	2.4m To Order	2.4m To Order	2.4m To Order
High Gloss Dust Grey	✓	✓	✗	2.4m To Order	2.4m To Order	✓	2.4m To Order
High Gloss Grey	✓	✓	✓	2.4m To Order	2.4m To Order	✓	2.4m To Order
High Gloss Mussel	✓	✓	✗	2.4m To Order	2.4m To Order	✓	2.4m To Order
High Gloss Onyx Grey	✓	✗	✗	2.4m To Order	2.4m To Order	✓	2.4m To Order
High Gloss Sand Beige	✓	✓	✓	2.4m To Order	2.4m To Order	2.4m To Order	2.4m To Order
High Gloss White	✓	✓	✓	✓	✓	✓	2.4m To Order
High Gloss White Grey	✓	✗	✗	2.4m To Order	2.4m To Order	✓	2.4m To Order
Ivory	✓	✗	✓	✓	✓	✓	2.4m To Order
Lissa Oak	✓	✗	✓	✓	✓	2.4m To Order	2.4m To Order
Moldau Acacia	✓	✗	✓	2.4m To Order	2.4m To Order	2.4m To Order	2.4m To Order
Montana Oak	✓	✗	✓	2.4m To Order	2.4m To Order	2.4m To Order	2.4m To Order
Natural Aida Walnut	✓	✗	✓	2.4m To Order	2.4m To Order	2.4m To Order	2.4m To Order
Opera Walnut	✓	✗	✓	✓	2.4m To Order	2.4m To Order	2.4m To Order
Painted Oak Alby Blue	✓	✗	✗	2.4m To Order	2.4m To Order	✓	2.4m To Order
Painted Oak Cashmere	✓	✗	✓	✓	✓	✓	2.4m To Order
Painted Oak Dakar	✓	✗	✓	✓	✓	2.4m To Order	2.4m To Order
Painted Oak Dust Grey	✓	✓	✗	2.4m To Order	2.4m To Order	2.4m To Order	2.4m To Order
Painted Oak Ivory	✓	✗	✓	✓	✓	✓	2.4m To Order
Painted Oak Light Grey	✓	✓	✗	✓	✓	✓	2.4m To Order
Painted Oak Mussel	✓	✓	✓	✓	✓	✓	2.4m To Order
Painted Oak Porcelain	✓	✓	✗	2.4m To Order	2.4m To Order	✓	2.4m To Order
Painted Oak Reed Green	✓	✗	✗	2.4m To Order	2.4m To Order	✓	2.4m To Order
Painted Oak White	✓	✗	✓	✓	✓	2.4m To Order	2.4m To Order
Pale Cream	✓	✗	✓	✓	✓	2.4m To Order	2.4m To Order
Sonoma Oak	✓	✗	✓	2.4m To Order	2.4m To Order	2.4m To Order	2.4m To Order

Mouldings Matrix

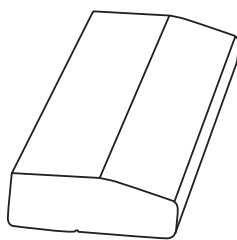
Décor	Peel & Stick Vinyl	Dual Purpose Moulding	Round Bullnose	Pelmet	Cornice	Square Bullnose	Rounded Pilaster
		3.0m	3.0m	3.0m	3.0m	3.0m	3.0m
Super Matt Alby Blue	✓	✗	✗	2.4m To Order	2.4m To Order	✓	2.4m To Order
Super Matt Angora Grey	✓	✗	✗	2.4m To Order	2.4m To Order	✓	2.4m To Order
Super Matt Black	✓	✗	✗	2.4m To Order	2.4m To Order	✓	2.4m To Order
Super Matt Cashmere	✓	✓	✗	2.4m To Order	2.4m To Order	✓	2.4m To Order
Super Matt Denim	✓	✗	✗	2.4m To Order	2.4m To Order	✓	2.4m To Order
Super Matt Dust Grey	✓	✓	✗	2.4m To Order	2.4m To Order	✓	2.4m To Order
Super Matt Fjord	✓	✓	✗	2.4m To Order	2.4m To Order	2.4m To Order	2.4m To Order
Super Matt Frost White	✓	✓	✓	✓	✓	✓	2.4m To Order
Super Matt Graphite	✓	✓	✗	2.4m To Order	2.4m To Order	✓	2.4m To Order
Super Matt Highland Green	✓	✗	✗	2.4m To Order	2.4m To Order	✓	2.4m To Order
Super Matt Indigo Blue	✓	✗	✗	2.4m To Order	2.4m To Order	✓	2.4m To Order
Super Matt Light Grey	✓	✓	✗	✓	✓	✓	2.4m To Order
Super Matt Monument Grey	✓	✗	✗	2.4m To Order	2.4m To Order	✓	2.4m To Order
Super Matt Mussel	✓	✓	✗	✓	✓	✓	2.4m To Order
Super Matt Onyx Grey	✓	✗	✗	2.4m To Order	2.4m To Order	✓	2.4m To Order
Super Matt Reed Green	✓	✗	✗	2.4m To Order	2.4m To Order	✓	2.4m To Order
Super Matt Rusty Red	✓	✗	✗	2.4m To Order	2.4m To Order	✓	2.4m To Order
Super Matt Sage Green	✓	✗	✗	2.4m To Order	2.4m To Order	✓	2.4m To Order
Super Matt Stone Grey	✓	✓	✗	2.4m To Order	2.4m To Order	2.4m To Order	2.4m To Order
Super Matt Taupe Grey	✓	✗	✗	2.4m To Order	2.4m To Order	✓	2.4m To Order
Super Matt White Grey	✓	✗	✗	2.4m To Order	2.4m To Order	✓	2.4m To Order
Winchester Oak	✓	✗	✓	✓	✓	2.4m To Order	2.4m To Order



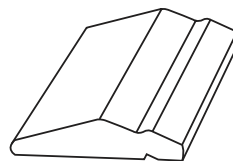
Dual Purpose



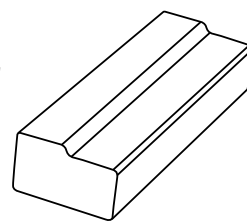
Round Bullnose



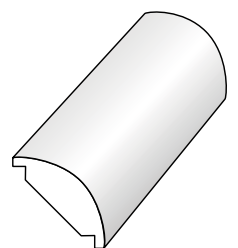
Pelmet



Cornice



Square Bullnose



Rounded Pilaster

Mouldings

Square Bullnose Cornice All Moulding Product Codes Starting **SBC**

— Vinyl Wrapped
- - - Bare MDF

3.0m Stocked Components

2.4m Manufactured Components

Pelmet All Moulding Product Codes Starting **L**

— Vinyl Wrapped
- - - Bare MDF

3.0m Stocked Components

2.4m Manufactured Components

Cornice All Moulding Product Codes Starting **C**

— Vinyl Wrapped
- - - Bare MDF

3.0m Stocked Components

2.4m Manufactured Components

Aspects Moulding All Moulding Product Codes Starting **DUOC**

Only available in High Gloss Black & High Gloss White

Round Bullnose Cornice All Moulding Product Codes Starting **RBC**

— Vinyl Wrapped
- - - Bare MDF

3.0m Stocked Components

Rounded Pilaster Available in 2.4m Vinyl Wrapped Only

— Vinyl Wrapped
- - - Bare MDF

2.4m Manufactured Components

Dual Purpose Cornice All Moulding Product Codes Starting **DP**

— Vinyl Wrapped
- - - Bare MDF

3.0m Stocked Components



The Kitchen Door Collection



Ascot




P Premium Door Style

Ascot Door Specification

All drawer fronts horizontal grain	✓
Offset panel doors	✗
Triple porthole doors	✗
Matching panels	✓
Angled & truncated doors	✓
Special sizes	✓
Matching kitchen accessories	✓
Matching bedroom accessories	✓
Cornice, pelmet & plinth	✓

Style Variations



PLAIN OR ROUTED DRAWER FRONTS

If you would like a routed centre panel in your drawers, please specify "Drawer With Centre Panel" when ordering or choose the "Drawer With Centre Panel" option when ordering online.

Minimum & Maximum Dimensions

Description	Min Height	Max Height	Min Width	Max Width	Notes
Drawer With Centre Panel	241mm	355mm	230mm	1196mm	
Drawer No Centre Panel	100mm	355mm	140mm	1196mm	
Door	285mm	2530mm	100mm	1196mm	Plain panel when width is less than 230mm

Avienda




S Standard Door Style

Avienda Door Specification

All drawer fronts horizontal grain	✓
Offset panel doors	✓
Triple porthole doors	✓
Matching panels	✓
Angled & truncated doors	✓
Special sizes	✓
Matching kitchen accessories	✓
Matching bedroom accessories	✓
Cornice, pelmet & plinth	✓

Style Variations



Minimum & Maximum Dimensions

Description	Min Height	Max Height	Min Width	Max Width	Notes
Drawer	100mm	355mm	246mm	1196mm	
Door	285mm	1700mm	246mm	1196mm	

Balmoral



P Premium Door Style

W 22mm Thickness & White Back

Balmoral Door Specification

All drawer fronts horizontal grain	✓
Offset panel doors	✗
Triple porthole doors	✗
Matching panels	✓
Angled & truncated doors	✓
Special sizes	✓
Matching kitchen accessories	✓
Matching bedroom accessories	✓
Cornice, pelmet & plinth	✓

Style Variations



Minimum & Maximum Dimensions

Description	Min Height	Max Height	Min Width	Max Width	Notes
Drawer	100mm	355mm	140mm	1196mm	
Door	285mm	2530mm	100mm	1196mm	Plain panel when width is less than 150mm

Belize

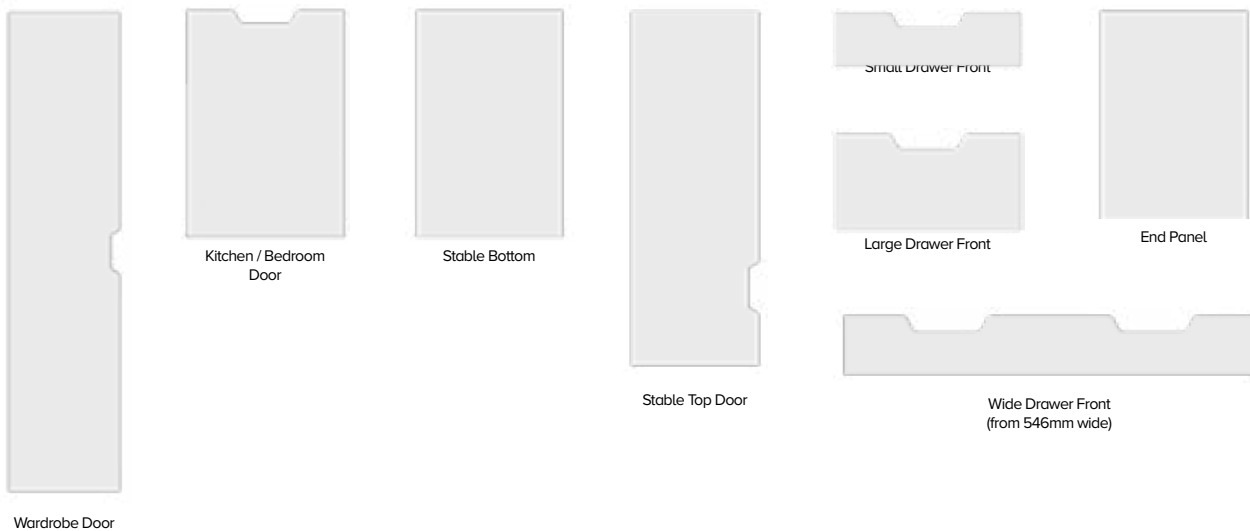


S Standard Door Style

Belize Door Specification

All drawer fronts horizontal grain	✓
Offset panel doors	✗
Triple porthole doors	✗
Matching panels	✓
Angled & truncated doors	✗
Special sizes	✓
Matching kitchen accessories	✓
Matching bedroom accessories	✓
Cornice, pelmet & plinth	✓

Style Variations



Wardrobe Door

Kitchen / Bedroom Door

Stable Bottom

Stable Top Door

Small Drawer Front

Large Drawer Front

End Panel

Wide Drawer Front
(from 546mm wide)

Minimum & Maximum Dimensions

Description	Min Height	Max Height	Min Width	Max Width	Notes
Drawer, Single Handle	100mm	355mm	270mm	1196mm	
Drawer, Dual Handle	100mm	355mm	546mm	1196mm	
Door	285mm	1700mm	270mm	1196mm	

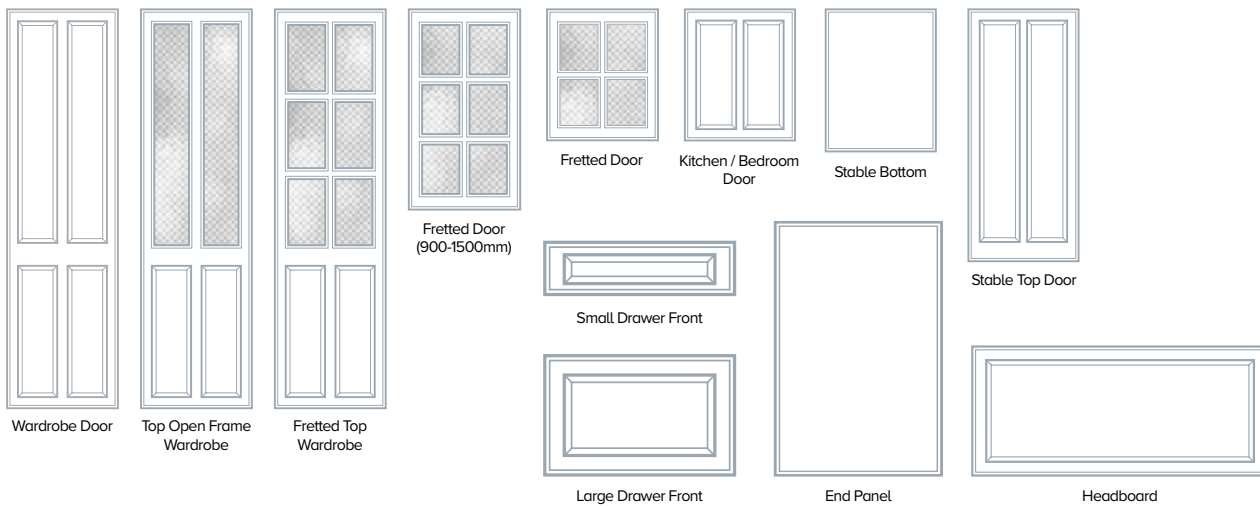


S Standard Door Style

Benwick Door Specification

All drawer fronts horizontal grain	✓
Offset panel doors	✗
Triple porthole doors	✗
Matching panels	✓
Angled & truncated doors	✓
Special sizes	✓
Matching kitchen accessories	✓
Matching bedroom accessories	✓
Cornice, pelmet & plinth	✓

Style Variations



Minimum & Maximum Dimensions

Description	Min Height	Max Height	Min Width	Max Width	Notes
Drawer	100mm	355mm	140mm	1196mm	Plain panel when width is less than 210mm or height is less than 140mm.
Door	285mm	2530mm	100mm	1196mm	Plain panel when width is less than 210mm. Between 210 - 349mm width will be single panel.

Boston

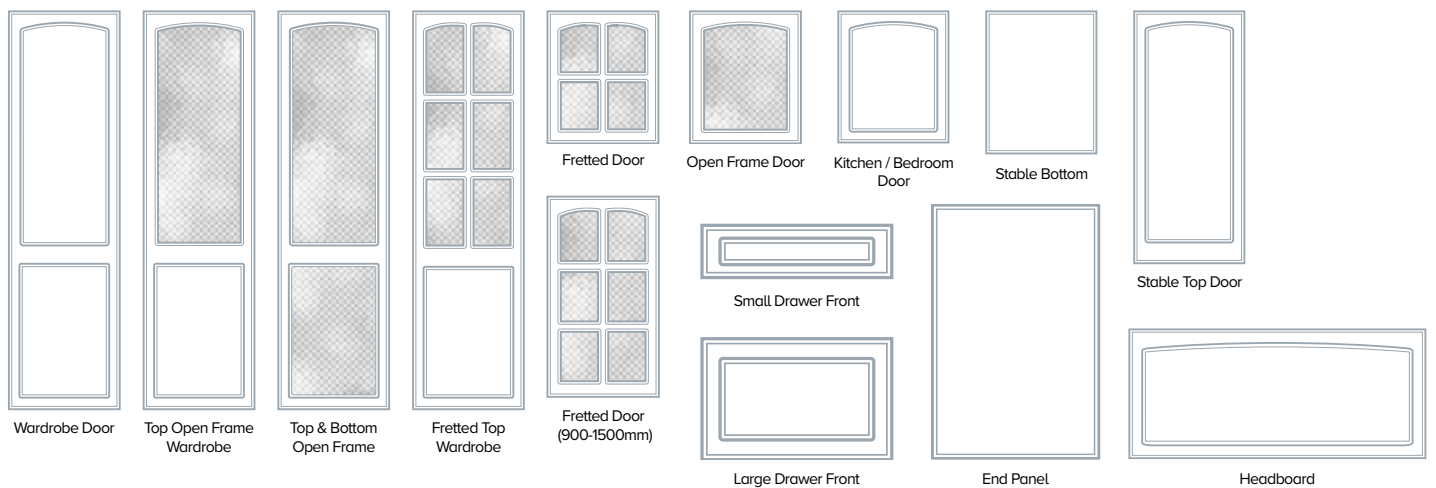


S Standard Door Style

Boston Door Specification

All drawer fronts horizontal grain	✓
Offset panel doors	✗
Triple porthole doors	✗
Matching panels	✓
Angled & truncated doors	✓
Special sizes	✓
Matching kitchen accessories	✓
Matching bedroom accessories	✓
Cornice, pelmet & plinth	✓

Style Variations



Minimum & Maximum Dimensions

Description	Min Height	Max Height	Min Width	Max Width	Notes
Drawer	100mm	355mm	140mm	1196mm	
Door	285mm	2530mm	100mm	1196mm	Plain panel when width is less than 185mm

Brecon



S Standard Door Style

Brecon Door Specification

All drawer fronts horizontal grain	✓
Offset panel doors	✗
Triple porthole doors	✓
Matching panels	✓
Angled & truncated doors	✓
Special sizes	✓
Matching kitchen accessories	✓
Matching bedroom accessories	✓
Cornice, pelmet & plinth	✓

Style Variations



NOTES ON DRILLING

Extra care required when drilling these doors for hinges due to the doors edge thickness.
HPP cannot accept any responsibility if the door is drilled too deep

Minimum & Maximum Dimensions

Description	Min Height	Max Height	Min Width	Max Width	Notes
Drawer	100mm	355mm	140mm	1196mm	
Door	285mm	2530mm	100mm	1196mm	

Bridgewater

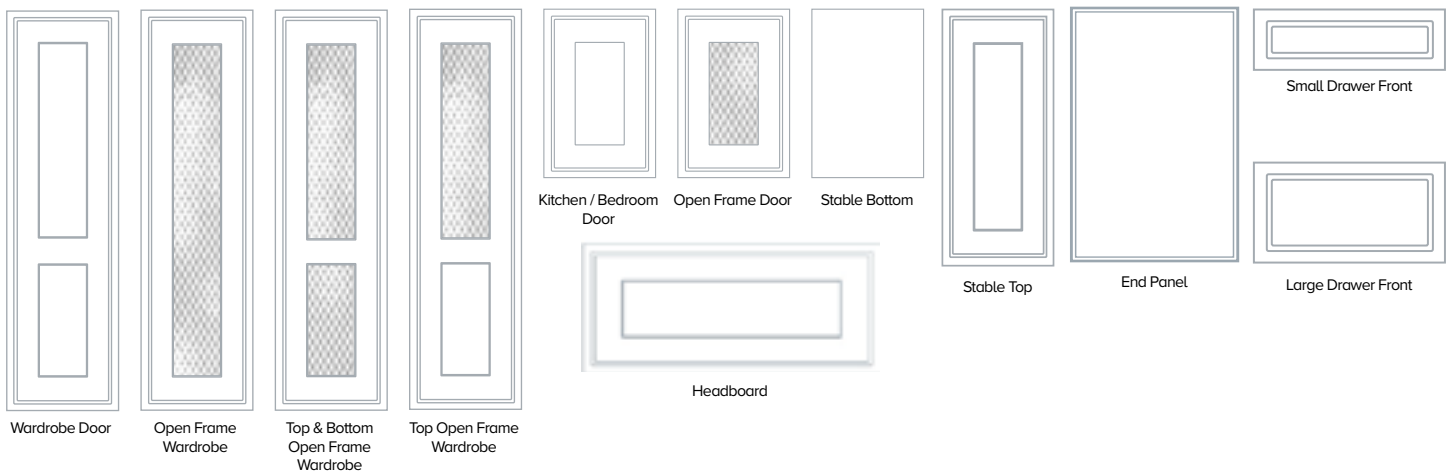


P Premium Door Style

Bridgewater Door Specification

All drawer fronts horizontal grain	✓
Offset panel doors	✗
Triple porthole doors	✗
Matching panels	✓
Angled & truncated doors	✓
Special sizes	✓
Matching kitchen accessories	✓
Matching bedroom accessories	✓
Cornice, pelmet & plinth	✓

Style Variations



Minimum & Maximum Dimensions

Description	Min Height	Max Height	Min Width	Max Width	Notes
Drawer	100mm	355mm	140mm	1196mm	
Door	285mm	2530mm	100mm	1196mm	Plain panel when width is less than 241mm

Brockworth

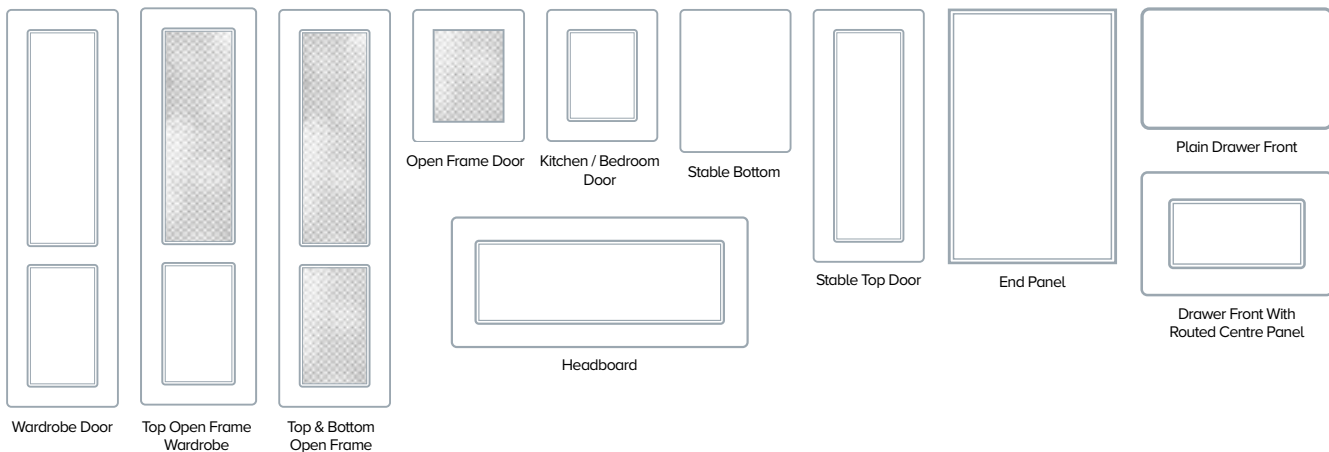


P Premium Door Style

Brockworth Door Specification

All drawer fronts horizontal grain	✓
Offset panel doors	✗
Triple porthole doors	✗
Matching panels	✓
Angled & truncated doors	✓
Special sizes	✓
Matching kitchen accessories	✓
Matching bedroom accessories	✓
Cornice, pelmet & plinth	✓

Style Variations



PLAIN OR ROUTED DRAWER FRONTS

If you would like a routed centre panel in your drawers, please specify **“Drawer With Centre Panel”** when ordering or choose the **“Drawer With Centre Panel”** option when ordering online.

Minimum & Maximum Dimensions

Description	Min Height	Max Height	Min Width	Max Width	Notes
Drawer With Centre Panel	241mm	355mm	140mm	1196mm	
Drawer No Centre Panel	100mm	355mm	140mm	1196mm	
Door	285mm	2530mm	100mm	1196mm	Plain panel when width is less than 270mm

Camden



S Standard Door Style



Camden
Classic Square
Wardrobe Door

Camden
Wardrobe
Door

Camden Door Specification

All drawer fronts horizontal grain	✓
Offset panel doors	✓
Triple porthole doors	✗
Matching panels	✓
Angled & truncated doors	✓
Special sizes	✓
Matching kitchen accessories	✓
Matching bedroom accessories	✓
Cornice, pelmet & plinth	✓

Style Variations



Wardrobe Door

Classic Square
Wardrobe Door

Top & Bottom
Open Frame
Wardrobe

Top Open Frame
Wardrobe

Classic Square
Frame Wardrobe

Open Frame Door

Kitchen / Bedroom
Door

Stable Bottom

Stable Top Door

Small Drawer Front With
Routed Centre Panel

End Panel

Headboard

Large Drawer Front With
Routed Centre Panel

Minimum & Maximum Dimensions

Description	Min Height	Max Height	Min Width	Max Width	Notes
Drawer With Centre Panel	140mm	355mm	140mm	1196mm	
Drawer No Centre Panel	100mm	139mm	140mm	1196mm	
Door	285mm	2530mm	100mm	1196mm	Plain panel when width is less than 140mm

Caraway




P Premium Door Style

Caraway Door Specification

All drawer fronts horizontal grain	✓
Offset panel doors	✗
Triple porthole doors	✗
Matching panels	✓
Angled & truncated doors	✓
Special sizes	✓
Matching kitchen accessories	✓
Matching bedroom accessories	✓
Cornice, pelmet & plinth	✓

Style Variations



PLAIN OR ROUTED DRAWER FRONTS

If you would like a routed centre panel in your drawers, please specify **“Drawer With Centre Panel”** when ordering or choose the **“Drawer With Centre Panel”** option when ordering online.

Minimum & Maximum Dimensions

Description	Min Height	Max Height	Min Width	Max Width	Notes
Drawer With Centre Panel	241mm	355mm	140mm	1196mm	
Drawer No Centre Panel	100mm	355mm	140mm	1196mm	
Door	285mm	2530mm	100mm	1196mm	Plain panel when width is less than 241mm

Chardonnay

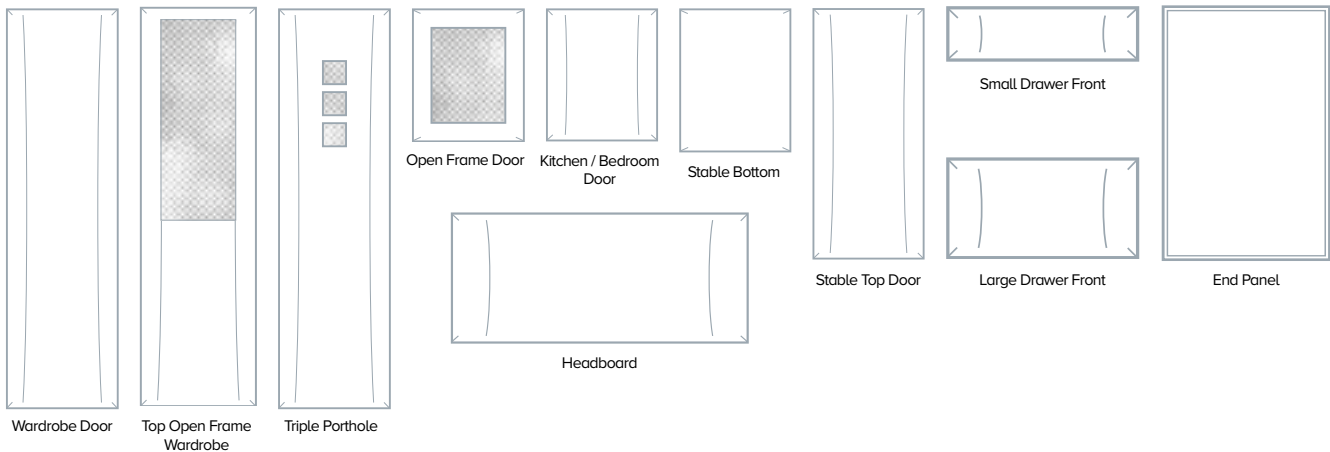


S Standard Door Style

Chardonnay Door Specification

All drawer fronts horizontal grain	✓
Offset panel doors	✓
Triple porthole doors	✓
Matching panels	✓
Angled & truncated doors	✓
Special sizes	✓
Matching kitchen accessories	✓
Matching bedroom accessories	✓
Cornice, pelmet & plinth	✓

Style Variations




Minimum & Maximum Dimensions

Description	Min Height	Max Height	Min Width	Max Width	Notes
Drawer	100mm	355mm	140mm	1196mm	Plain panel when width is less than 250mm or height is less than 140mm.
Door	285mm	2530mm	100mm	1196mm	Plain panel when width is less than 250mm
Door	285mm	2530mm	100mm	1196mm	Plain panel when width is less than 270mm

NOTES ON DRILLING

Extra care required when drilling these doors for hinges due to the doors edge thickness.
HPP cannot accept any responsibility if the door is drilled too deep

Chedburgh

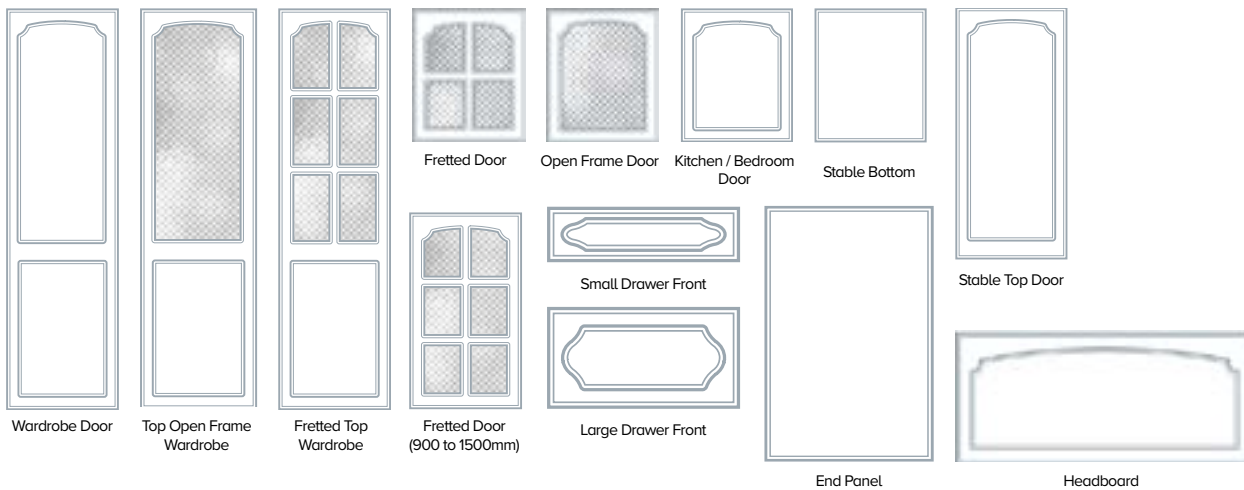


S Standard Door Style

Chedburgh Door Specification

All drawer fronts horizontal grain	✓
Offset panel doors	✗
Triple porthole doors	✗
Matching panels	✓
Angled & truncated doors	✓
Special sizes	✓
Matching kitchen accessories	✓
Matching bedroom accessories	✓
Cornice, pelmet & plinth	✓

Style Variations



Minimum & Maximum Dimensions

Description	Min Height	Max Height	Min Width	Max Width	Notes
Drawer	100mm	355mm	140mm	1196mm	Plain panel when height is less than 140mm.
Door	285mm	2530mm	100mm	1196mm	Plain panel when width is less than 250mm

Coniston




P Premium Door Style

Coniston Door Specification

All drawer fronts horizontal grain	✓
Offset panel doors	✗
Triple porthole doors	✗
Matching panels	✓
Angled & truncated doors	✓
Special sizes	✓
Matching kitchen accessories	✓
Matching bedroom accessories	✓
Cornice, pelmet & plinth	✓

Style Variations




PLAIN OR ROUTED DRAWER FRONTS

If you would like a routed centre panel in your drawers, please specify "Drawer With Centre Panel" when ordering or choose the "Drawer With Centre Panel" option when ordering online.

Minimum & Maximum Dimensions

Description	Min Height	Max Height	Min Width	Max Width	Notes
Drawer With Centre Detail	285mm	355mm	285mm	1196mm	
Drawer No Centre Detail	100mm	355mm	140mm	1196mm	
Door	241mm	2530mm	100mm	1196mm	Plain panel when height or width is less than 285mm

Cordoba




S Standard Door Style

Cordoba Door Specification

All drawer fronts horizontal grain	✓
Offset panel doors	✓
Triple porthole doors	x
Matching panels	✓
Angled & truncated doors	✓
Special sizes	✓
Matching kitchen accessories	✓
Matching bedroom accessories	✓
Cornice, pelmet & plinth	✓

Style Variations



Minimum & Maximum Dimensions

Description	Min Height	Max Height	Min Width	Max Width	Notes
Drawer	100mm	355mm	140mm	1196mm	
Door	285mm	2530mm	100mm	1196mm	

Cottage

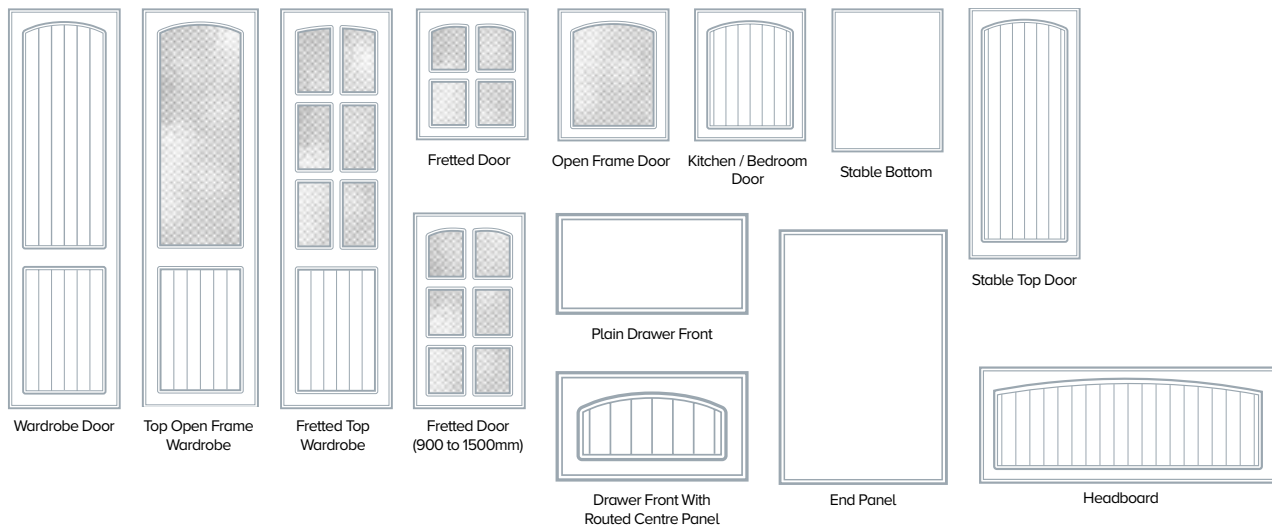


S Standard Door Style

Cottage Door Specification

All drawer fronts horizontal grain	✓
Offset panel doors	✗
Triple porthole doors	✗
Matching panels	✓
Angled & truncated doors	✓
Special sizes	✓
Matching kitchen accessories	✓
Matching bedroom accessories	✓
Cornice, pelmet & plinth	✓

Style Variations



PLAIN OR ROUTED DRAWER FRONTS

If you would like a routed centre panel in your drawers, please specify "Drawer With Centre Panel" when ordering or choose the "Drawer With Centre Panel" option when ordering online.

Minimum & Maximum Dimensions

Description	Min Height	Max Height	Min Width	Max Width	Notes
Drawer With Centre Detail	241mm	355mm	140mm	1196mm	
Drawer No Centre Detail	100mm	355mm	140mm	1196mm	
Door	285mm	2530mm	100mm	1196mm	Plain panel when width is less than 250mm

Crossland

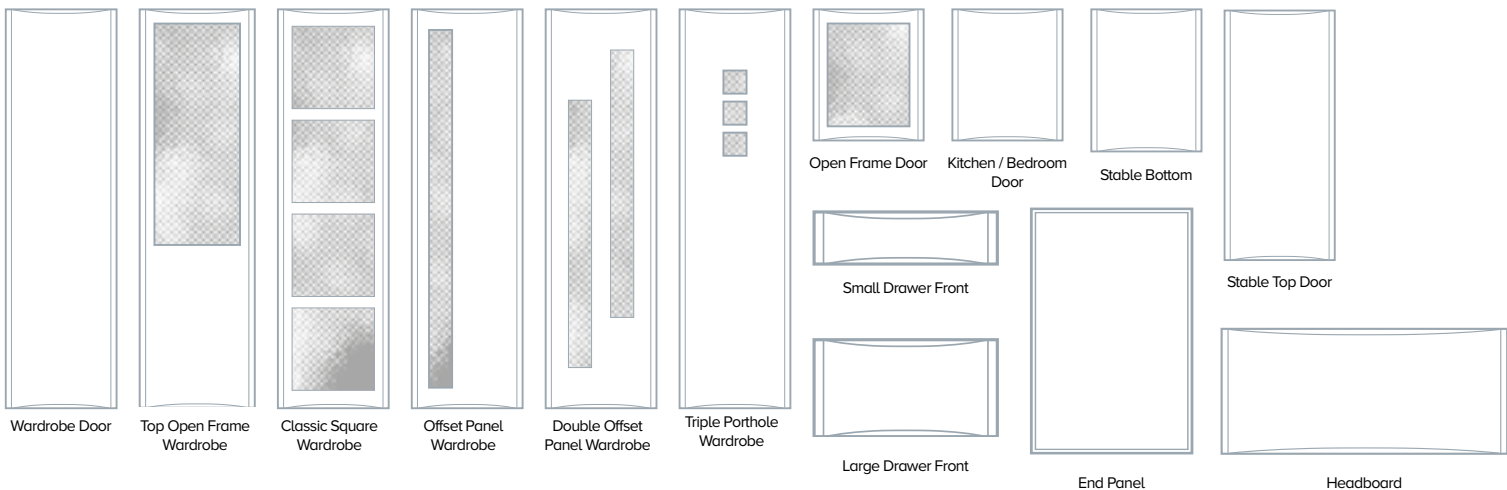


S Standard Door Style

Crossland Door Specification

All drawer fronts horizontal grain	✓
Offset panel doors	✓
Triple porthole doors	✓
Matching panels	✓
Angled & truncated doors	✓
Special sizes	✓
Matching kitchen accessories	✓
Matching bedroom accessories	✓
Cornice, pelmet & plinth	✓

Style Variations



NOTES ON DRILLING
 Extra care required when drilling these doors for hinges due to the doors edge thickness.
 HPP cannot accept any responsibility if the door is drilled too deep

Minimum & Maximum Dimensions

Description	Min Height	Max Height	Min Width	Max Width
Drawer	100mm	355mm	140mm	1196mm
Door	285mm	2530mm	100mm	1196mm

Denham

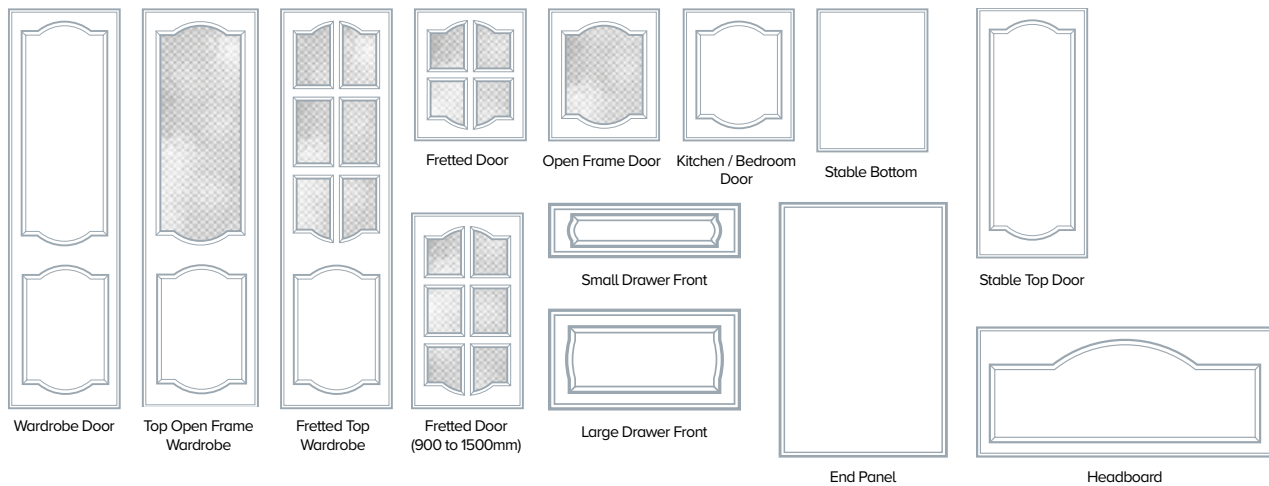


S Standard Door Style

Denham Door Specification

All drawer fronts horizontal grain	✓
Offset panel doors	✗
Triple porthole doors	✗
Matching panels	✓
Angled & truncated doors	✓
Special sizes	✓
Matching kitchen accessories	✓
Matching bedroom accessories	✓
Cornice, pelmet & plinth	✓

Style Variations



Minimum & Maximum Dimensions

Description	Min Height	Max Height	Min Width	Max Width	Notes
Drawer	100mm	355mm	140mm	1196mm	Plain panel when height is less than 140mm.
Door	285mm	2530mm	100mm	1196mm	Plain panel when width is less than 250mm

Denver




P Premium Door Style

Denver Door Specification

All drawer fronts horizontal grain	✓
Offset panel doors	x
Triple porthole doors	x
Matching panels	✓
Angled & truncated doors	✓
Special sizes	✓
Matching kitchen accessories	✓
Matching bedroom accessories	✓
Cornice, pelmet & plinth	✓

Style Variations



PLAIN OR ROUTED DRAWER FRONTS

If you would like a routed centre panel in your drawers, please specify "Drawer With Centre Panel" when ordering or choose the "Drawer With Centre Panel" option when ordering online.

NOTES ON DRILLING

Extra care required when drilling these doors for hinges due to the doors edge thickness. HPP cannot accept any responsibility if the door is drilled too deep

Minimum & Maximum Dimensions

Description	Min Height	Max Height	Min Width	Max Width	Notes
Drawer With Centre Panel	241mm	355mm	140mm	1196mm	
Drawer No Centre Panel	100mm	355mm	140mm	1196mm	
Door	285mm	2530mm	100mm	1196mm	Plain panel when width is less than 241mm

Esquire




S Standard Door Style

Esquire Door Specification

All drawer fronts horizontal grain	✓
Offset panel doors	✗
Triple porthole doors	✓
Matching panels	✓
Angled & truncated doors	✓
Special sizes	✓
Matching kitchen accessories	✓
Matching bedroom accessories	✓
Cornice, pelmet & plinth	✓

Style Variations



Minimum & Maximum Dimensions

Description	Min Height	Max Height	Min Width	Max Width	Notes
Drawer	100mm	355mm	140mm	1196mm	Plain panel when width is less than 180mm or height is less than 140mm.
Door	285mm	2530mm	100mm	1196mm	Plain panel when width is less than 180mm

Fenwick

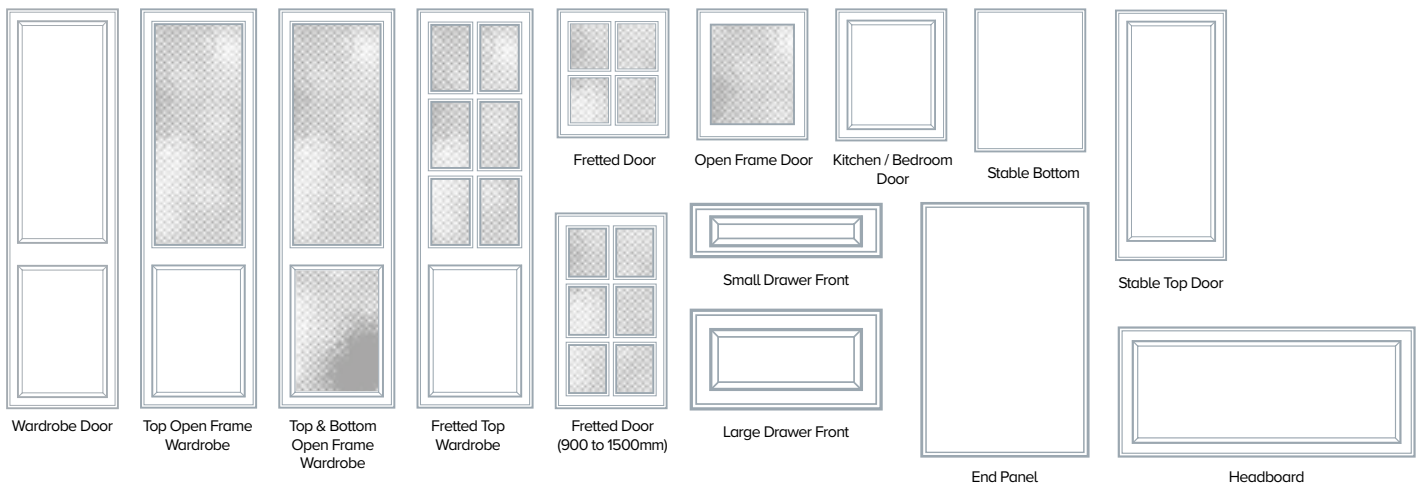


S Standard Door Style

Fenwick Door Specification

All drawer fronts horizontal grain	✓
Offset panel doors	x
Triple porthole doors	x
Matching panels	✓
Angled & truncated doors	✓
Special sizes	✓
Matching kitchen accessories	✓
Matching bedroom accessories	✓
Cornice, pelmet & plinth	✓

Style Variations



Minimum & Maximum Dimensions

Description	Min Height	Max Height	Min Width	Max Width	Notes
Drawer	100mm	355mm	140mm	1196mm	Plain panel when width is less than 210mm or height is less than 140mm.
Door	285mm	2530mm	100mm	1196mm	Plain panel when width is less than 210mm

Florence

BEDROOM EXCLUSIVE STYLE

Florence Door Specification

All drawer fronts horizontal grain	✓
Offset panel doors	✓
Triple porthole doors	✗
Matching panels	✓
Angled & truncated doors	✓
Special sizes	✓
Matching kitchen accessories	✓
Matching bedroom accessories	✓
Cornice, pelmet & plinth	✓



Style Variations



*Style variations are available in 2 panel to 6 panel options

Minimum & Maximum Dimensions

Description	Min Height	Max Height	Min Width	Max Width
Drawer	100mm	355mm	140mm	1196mm
Door	285mm	2530mm	100mm	1196mm

S Standard Door Style

Genoa

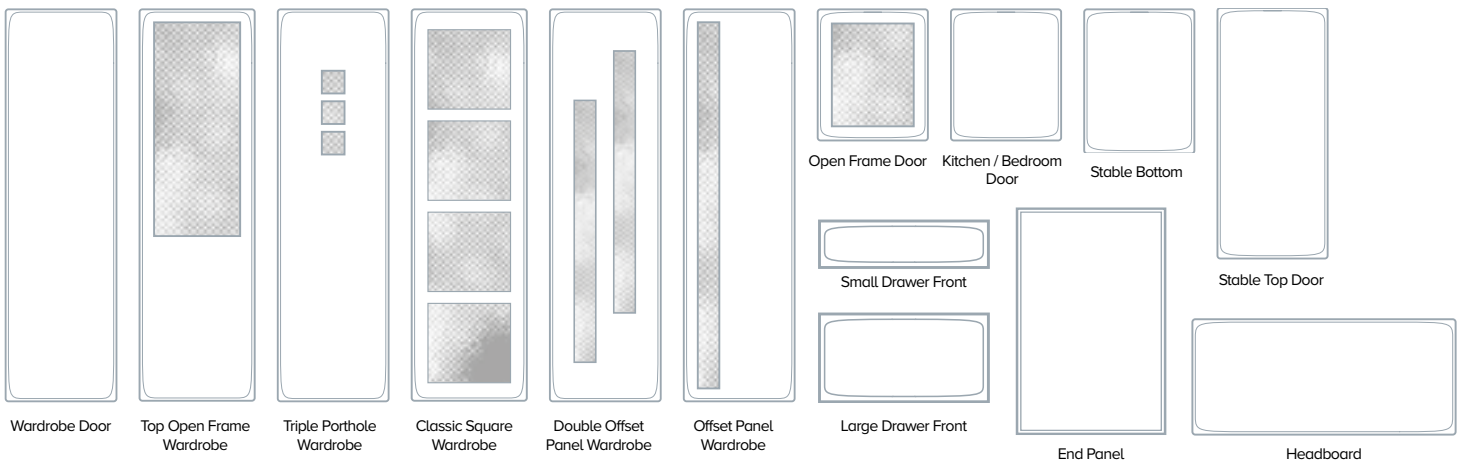


S Standard Door Style

Genoa Door Specification

All drawer fronts horizontal grain	✓
Offset panel doors	✓
Triple porthole doors	✓
Matching panels	✓
Angled & truncated doors	✓
Special sizes	✓
Matching kitchen accessories	✓
Matching bedroom accessories	✓
Cornice, pelmet & plinth	✓

Style Variations



Minimum & Maximum Dimensions

Description	Min Height	Max Height	Min Width	Max Width	Notes
Drawer	100mm	355mm	140mm	1196mm	
Door	285mm	2530mm	100mm	1196mm	



S Standard Door Style

Grove Door Specification

All drawer fronts horizontal grain	✓
Offset panel doors	✗
Triple porthole doors	✗
Matching panels	✓
Angled & truncated doors	✓
Special sizes	✓
Matching kitchen accessories	✓
Matching bedroom accessories	✓
Cornice, pelmet & plinth	✓
Route groove 126mm wide	

Style Variations



NOTES ON DRILLING

Extra care required when drilling these doors for hinges due to the doors edge thickness. HPP cannot accept any responsibility if the door is drilled too deep

Minimum & Maximum Dimensions

Description	Min Height	Max Height	Min Width	Max Width	Notes
Drawer	100mm	355mm	140mm	1196mm	
Door	285mm	2530mm	100mm	1196mm	Plain panel when width is less than 250mm

Halstead




S Standard Door Style

Halstead Door Specification

All drawer fronts horizontal grain	✓
Offset panel doors	✗
Triple porthole doors	✗
Matching panels	✓
Angled & truncated doors	✓
Special sizes	✓
Matching kitchen accessories	✓
Matching bedroom accessories	✓
Cornice, pelmet & plinth	✓

Style Variations



Minimum & Maximum Dimensions

Description	Min Height	Max Height	Min Width	Max Width	Notes
Drawer With Centre Panel	232mm	355mm	232mm	1196mm	
Drawer No Centre Panel	100mm	355mm	140mm	1196mm	
Door	285mm	2530mm	100mm	1196mm	Plain panel when width is less than 232mm

Havana

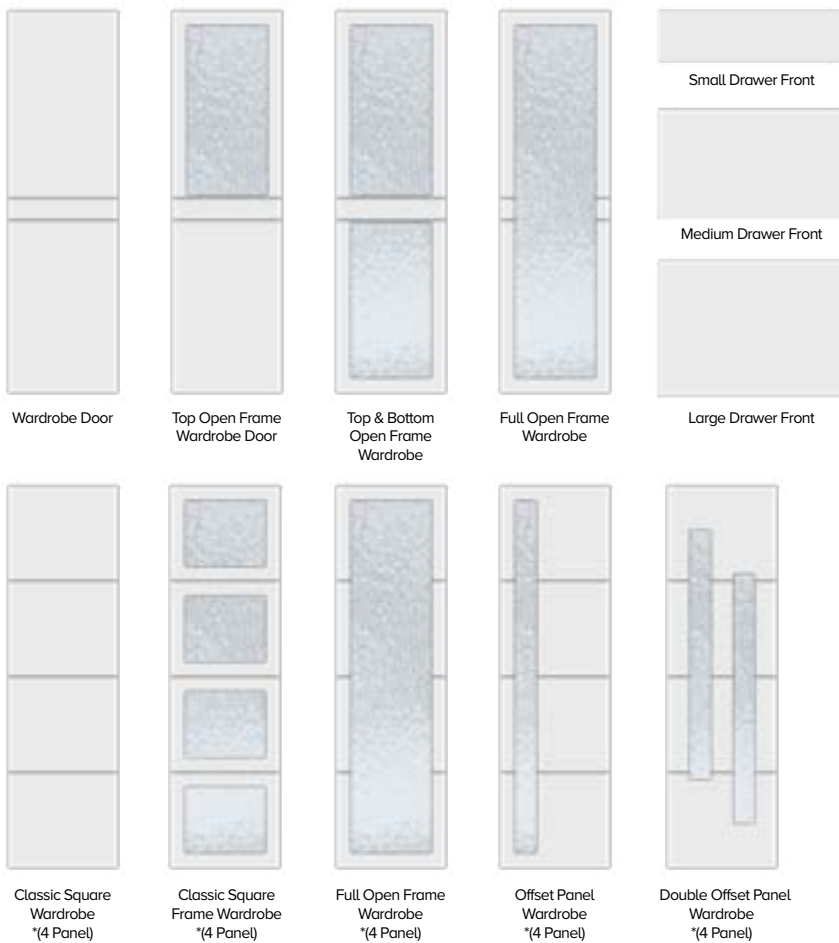
BEDROOM EXCLUSIVE STYLE

Havana Door Specification

All drawer fronts horizontal grain	✓
Offset panel doors	✓
Triple porthole doors	✗
Matching panels	✓
Angled & truncated doors	✓
Special sizes	✓
Matching kitchen accessories	✓
Matching bedroom accessories	✓
Cornice, pelmet & plinth	✓



Style Variations



*Style variations are available in 2 panel to 6 panel options

Minimum & Maximum Dimensions

Description	Min Height	Max Height	Min Width	Max Width
Drawer	100mm	355mm	140mm	1196mm
Door	285mm	2530mm	100mm	1196mm

S Standard Door Style

Henlow - (Raised Centre Panel)

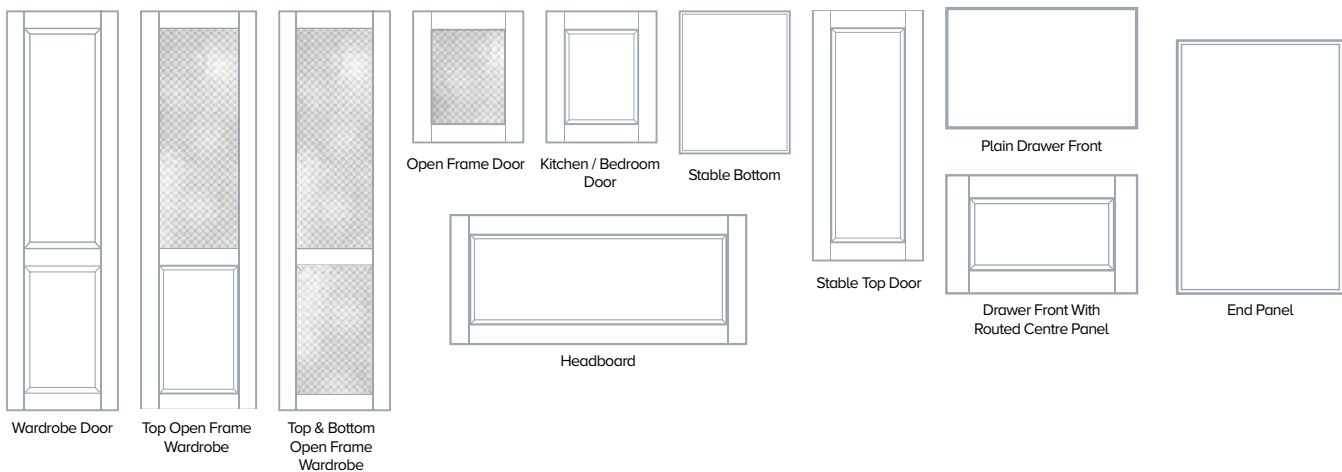


P Premium Door Style

Henlow Door Specification

All drawer fronts horizontal grain	✓
Offset panel doors	✗
Triple porthole doors	✗
Matching panels	✓
Angled & truncated doors	✓
Special sizes	✓
Matching kitchen accessories	✓
Matching bedroom accessories	✓
Cornice, pelmet & plinth	✓

Style Variations



PLAIN OR ROUTED DRAWER FRONTS

If you would like a routed centre panel in your drawers, please specify "Drawer With Centre Panel" when ordering or choose the "Drawer With Centre Panel" option when ordering online.

Minimum & Maximum Dimensions

Description	Min Height	Max Height	Min Width	Max Width	Notes
Drawer With Centre Panel	241mm	355mm	140mm	1196mm	
Drawer No Centre Panel	100mm	355mm	140mm	1196mm	
Door	285mm	2530mm	100mm	1196mm	Plain panel when width is less than 241mm

Hudson




P Premium Door Style

Hudson Door Specification

All drawer fronts horizontal grain	✓
Offset panel doors	✗
Triple porthole doors	✗
Matching panels	✓
Angled & truncated doors	✓
Special sizes	✓
Matching kitchen accessories	✓
Matching bedroom accessories	✓
Cornice, pelmet & plinth	✓

Style Variations



PLAIN OR ROUTED DRAWER FRONTS

If you would like a routed centre panel in your drawers, please specify "Drawer With Centre Panel" when ordering or choose the "Drawer With Centre Panel" option when ordering online.

Minimum & Maximum Dimensions

Description	Min Height	Max Height	Min Width	Max Width	Notes
Drawer With Centre Panel	220mm	355mm	220mm	1196mm	
Drawer No Centre Panel	100mm	355mm	140mm	1196mm	
Door	285mm	2530mm	100mm	1196mm	Plain panel when width is less than 220mm

Johnson




P Premium Door Style

Johnson Door Specification

All drawer fronts horizontal grain	✓
Offset panel doors	✗
Triple porthole doors	✗
Matching panels	✓
Angled & truncated doors	✓
Special sizes	✓
Matching kitchen accessories	✓
Matching bedroom accessories	✓
Cornice, pelmet & plinth	✓

Style Variations



PLAIN OR ROUTED DRAWER FRONTS

If you would like a routed centre panel in your drawers, please specify **“Drawer With Centre Panel”** when ordering or choose the **“Drawer With Centre Panel”** option when ordering online.

Minimum & Maximum Dimensions

Description	Min Height	Max Height	Min Width	Max Width	Notes
Drawer With Centre Panel	241mm	355mm	140mm	1196mm	
Drawer No Centre Panel	100mm	355mm	140mm	1196mm	
Door	285mm	2530mm	100mm	1196mm	Plain panel when width is less than 241mm

Juliette




S Standard Door Style

Juliette Door Specification

All drawer fronts horizontal grain	✓
Offset panel doors	✗
Triple porthole doors	✗
Matching panels	✓
Angled & truncated doors	✓
Special sizes	✓
Matching kitchen accessories	✓
Matching bedroom accessories	✓
Cornice, pelmet & plinth	✓

Style Variations



Minimum & Maximum Dimensions

Description	Min Height	Max Height	Min Width	Max Width	Notes
Drawer	100mm	355mm	140mm	1196mm	Plain panel when width is less than 190mm or height is less than 140mm.
Door	285mm	2530mm	100mm	1196mm	Plain panel when width is less than 190mm

Kelby




P Premium Door Style

Kelby Door Specification

All drawer fronts horizontal grain	✓
Offset panel doors	✗
Triple porthole doors	✗
Matching panels	✓
Angled & truncated doors	✓
Special sizes	✓
Matching kitchen accessories	✓
Matching bedroom accessories	✓
Cornice, pelmet & plinth	✓

Style Variations



PLAIN OR ROUTED DRAWER FRONTS

If you would like a routed centre panel in your drawers, please specify **“Drawer With Centre Panel”** when ordering or choose the **“Drawer With Centre Panel”** option when ordering online.

Minimum & Maximum Dimensions

Description	Min Height	Max Height	Min Width	Max Width	Notes
Drawer With Centre Panel	175mm	355mm	175mm	1196mm	
Drawer No Centre Panel	100mm	355mm	140mm	1196mm	
Door	285mm	2530mm	100mm	1196mm	Plain panel when width is less than 175mm

Kendal

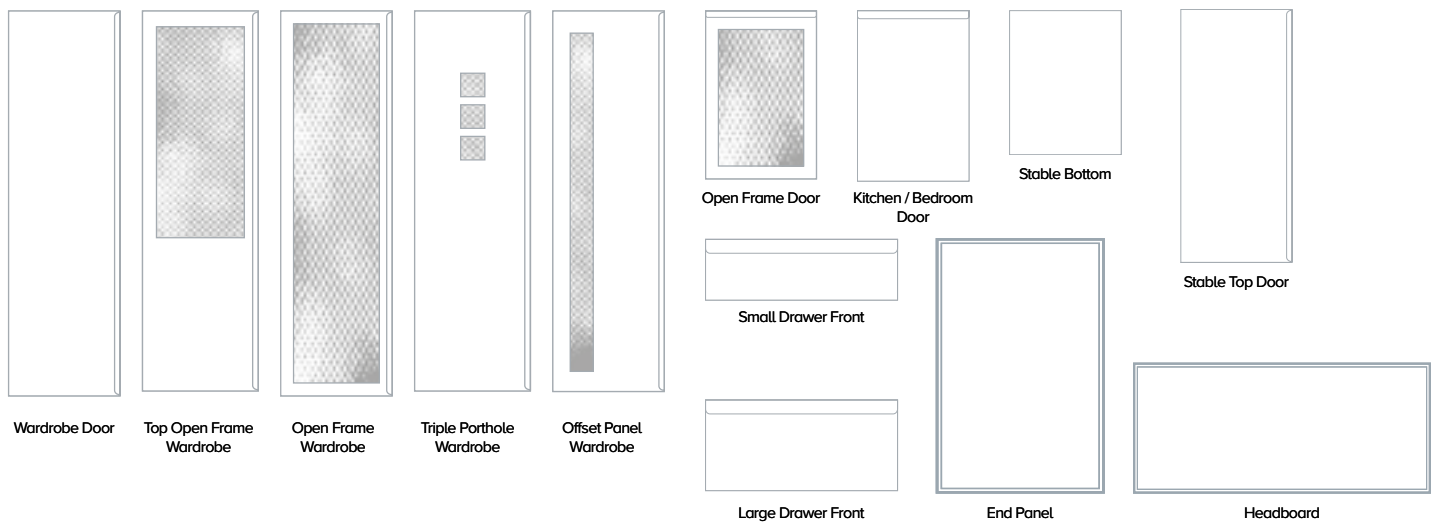


- P** Premium Door Style
- W** 22mm Thickness & White Back

Kendal Door Specification

All drawer fronts horizontal grain	✓
Offset panel doors	✓
Triple porthole doors	✓
Matching panels	✓
Angled & truncated doors	✓
Special sizes	✓
Matching kitchen accessories	✓
Matching bedroom accessories	✓
Cornice, pelmet & plinth	✓

Style Variations



Minimum & Maximum Dimensions

Description	Min Height	Max Height	Min Width	Max Width	Notes
Drawer	100mm	355mm	140mm	1196mm	
Door	285mm	1700mm	100mm	1196mm	

Keswick

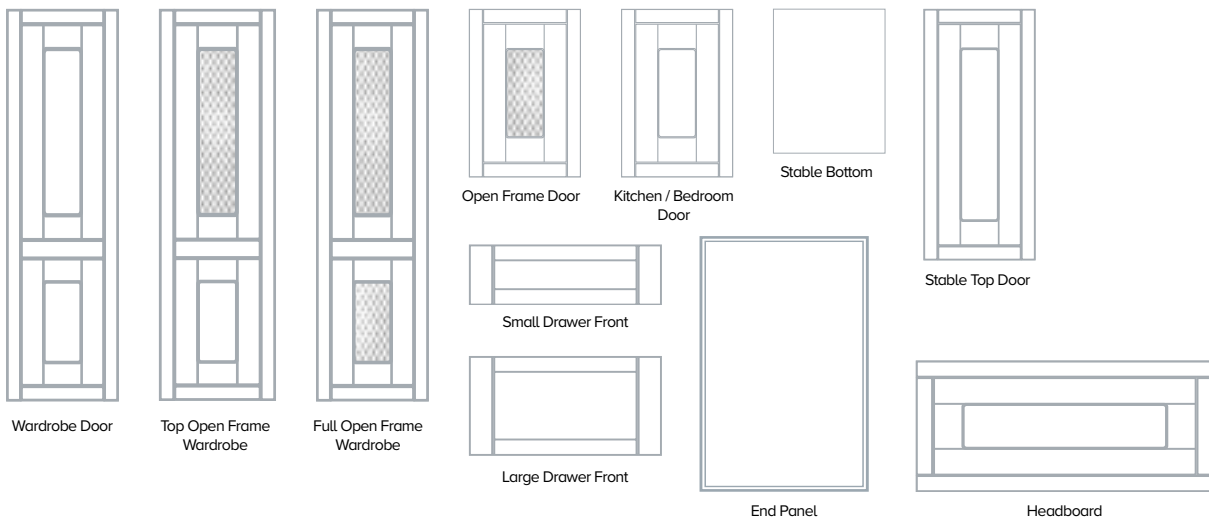


P Premium Door Style

Keswick Door Specification

All drawer fronts horizontal grain	✓
Offset panel doors	✗
Triple porthole doors	✗
Matching panels	✓
Angled & truncated doors	✓
Special sizes	✓
Matching kitchen accessories	✓
Matching bedroom accessories	✓
Cornice, pelmet & plinth	✓


Style Variations



Minimum & Maximum Dimensions

Description	Min Height	Max Height	Min Width	Max Width	Notes
Drawer	100mm	355mm	140mm	1196mm	
Door	285mm	2530mm	100mm	1196mm	Plain panel when width is less than 272mm

Linea

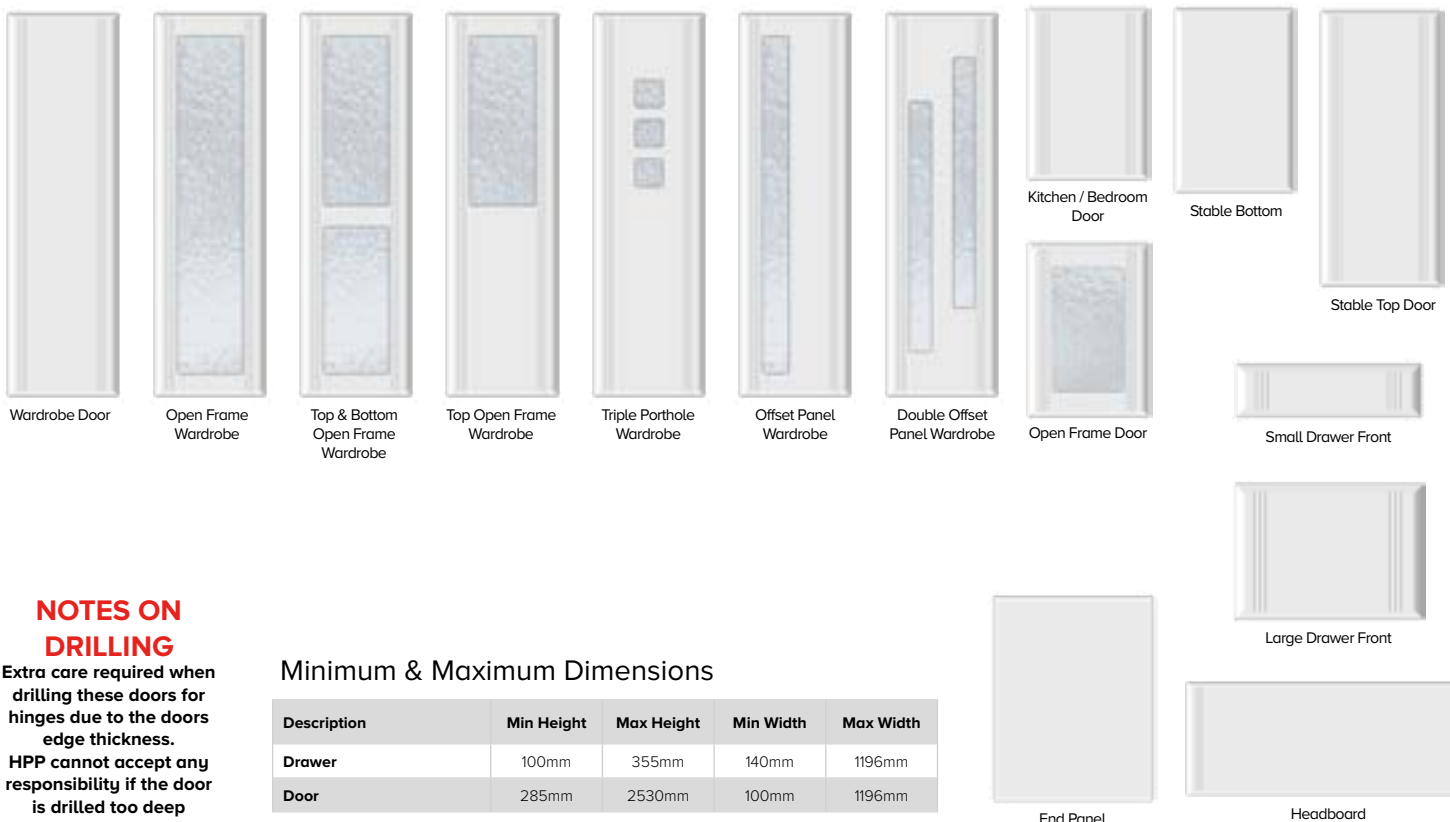


S Standard Door Style

Linea Door Specification

All drawer fronts horizontal grain	✓
Offset panel doors	✓
Triple porthole doors	✓
Matching panels	✓
Angled & truncated doors	✓
Special sizes	✓
Matching kitchen accessories	✓
Matching bedroom accessories	✓
Cornice, pelmet & plinth	✓

Style Variations



NOTES ON DRILLING

Extra care required when drilling these doors for hinges due to the doors edge thickness. HPP cannot accept any responsibility if the door is drilled too deep

Minimum & Maximum Dimensions

Description	Min Height	Max Height	Min Width	Max Width
Drawer	100mm	355mm	140mm	1196mm
Door	285mm	2530mm	100mm	1196mm

Madrid



S Standard Door Style

Madrid Door Specification

All drawer fronts horizontal grain	✓
Offset panel doors	x
Triple porthole doors	x
Matching panels	✓
Angled & truncated doors	✓
Special sizes	✓
Matching kitchen accessories	✓
Matching bedroom accessories	✓
Cornice, pelmet & plinth	✓

Style Variations



NOTES ON DRILLING

Extra care required when drilling these doors for hinges due to the doors edge thickness.

HPP cannot accept any responsibility if the door is drilled too deep

Minimum & Maximum Dimensions

Description	Min Height	Max Height	Min Width	Max Width	Notes
Drawer	100mm	355mm	140mm	1196mm	Plain panel when height is less than 140mm.
Door	285mm	2530mm	100mm	1196mm	Plain panel when width is less than 200mm

Manhattan

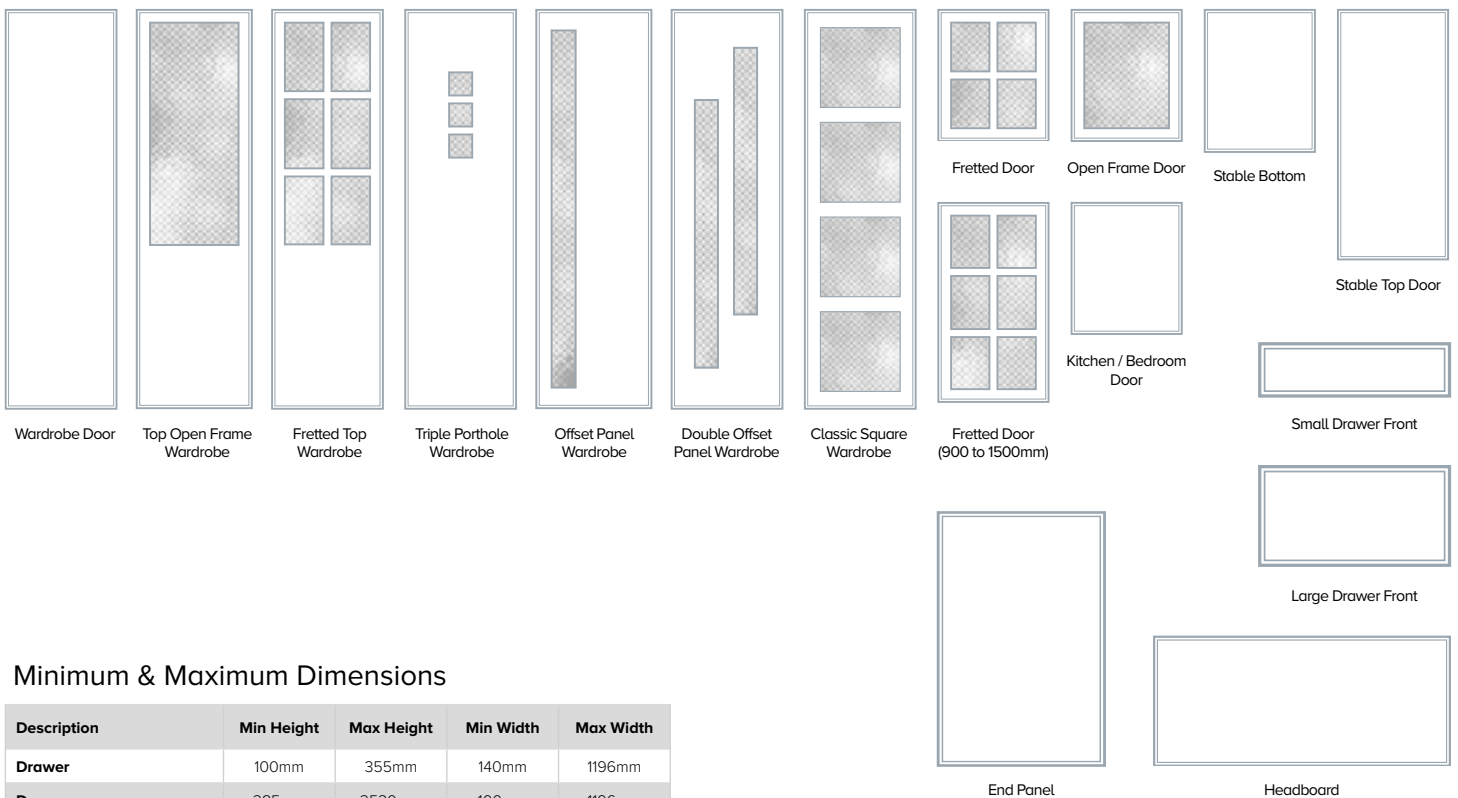


S Standard Door Style

Manhattan Door Specification

All drawer fronts horizontal grain	✓
Offset panel doors	✓
Triple porthole doors	✓
Matching panels	✓
Angled & truncated doors	✓
Special sizes	✓
Matching kitchen accessories	✓
Matching bedroom accessories	✓
Cornice, pelmet & plinth	✓


Style Variations



Minimum & Maximum Dimensions

Description	Min Height	Max Height	Min Width	Max Width
Drawer	100mm	355mm	140mm	1196mm
Door	285mm	2530mm	100mm	1196mm

Mercia




P Premium Door Style

Mercia Door Specification

All drawer fronts horizontal grain	✓
<i>Skinny</i> style with 60mm narrow frame	✓
Offset panel doors	✗
Triple porthole doors	✗
Matching panels	✓
Angled & truncated doors	✓
Special sizes	✓
Matching kitchen accessories	✓
Matching bedroom accessories	✓
Cornice, pelmet & plinth	✓

Style Variations



Minimum & Maximum Dimensions

Description	Min Height	Max Height	Min Width	Max Width	Notes
Drawer	100mm	355mm	140mm	1196mm	When height is between 140mm to 169mm, frame height is 45mm instead of 60mm. Plain panel when height is less than 140mm or width is less than 147mm.
Door	285mm	2530mm	100mm	1196mm	Plain panel when width is less than 147mm

Mersey

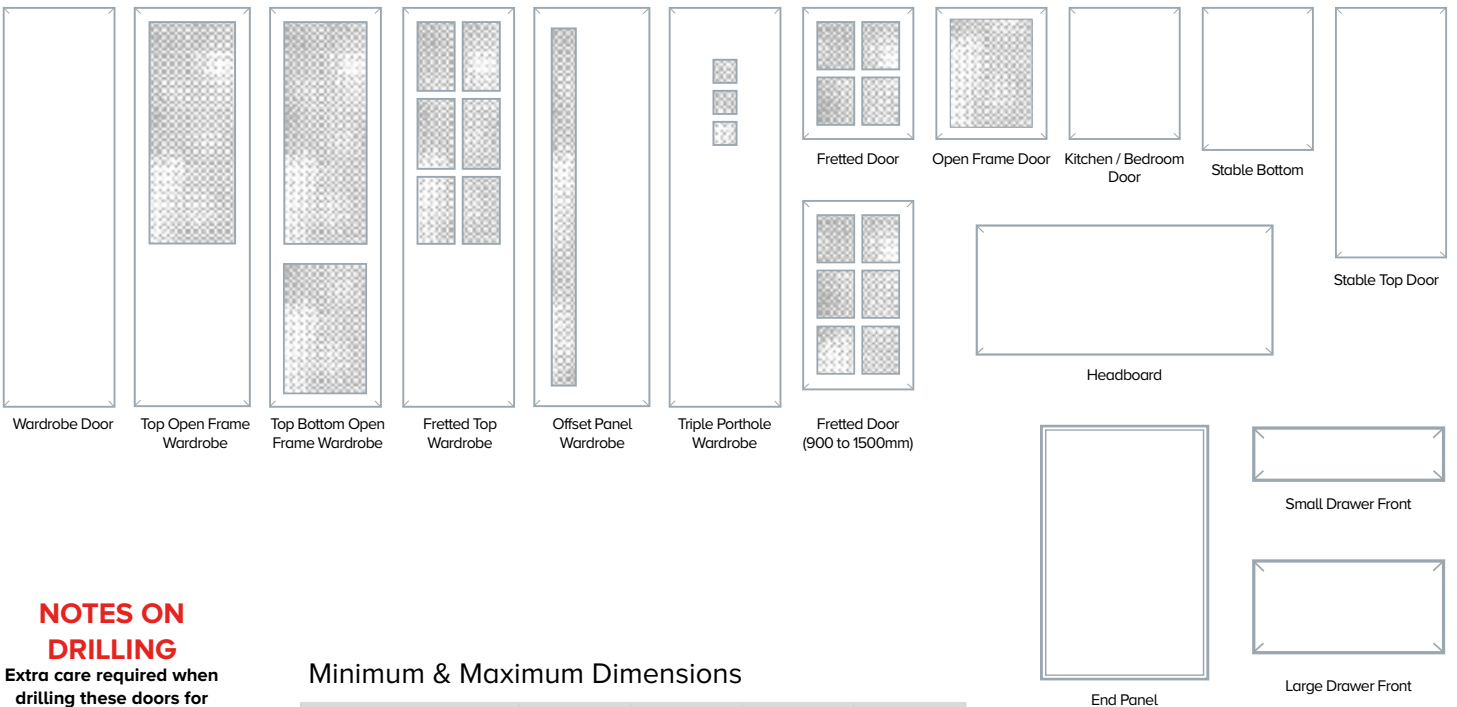


S Standard Door Style

Mersey Door Specification

All drawer fronts horizontal grain	✓
Offset panel doors	✓
Triple porthole doors	✓
Matching panels	✓
Angled & truncated doors	✓
Special sizes	✓
Matching kitchen accessories	✓
Matching bedroom accessories	✓
Cornice, pelmet & plinth	✓

Style Variations



NOTES ON DRILLING

Extra care required when drilling these doors for hinges due to the doors edge thickness. HPP cannot accept any responsibility if the door is drilled too deep

Minimum & Maximum Dimensions

Description	Min Height	Max Height	Min Width	Max Width
Drawer	100mm	355mm	140mm	1196mm
Door	285mm	2530mm	100mm	1196mm

Metropole

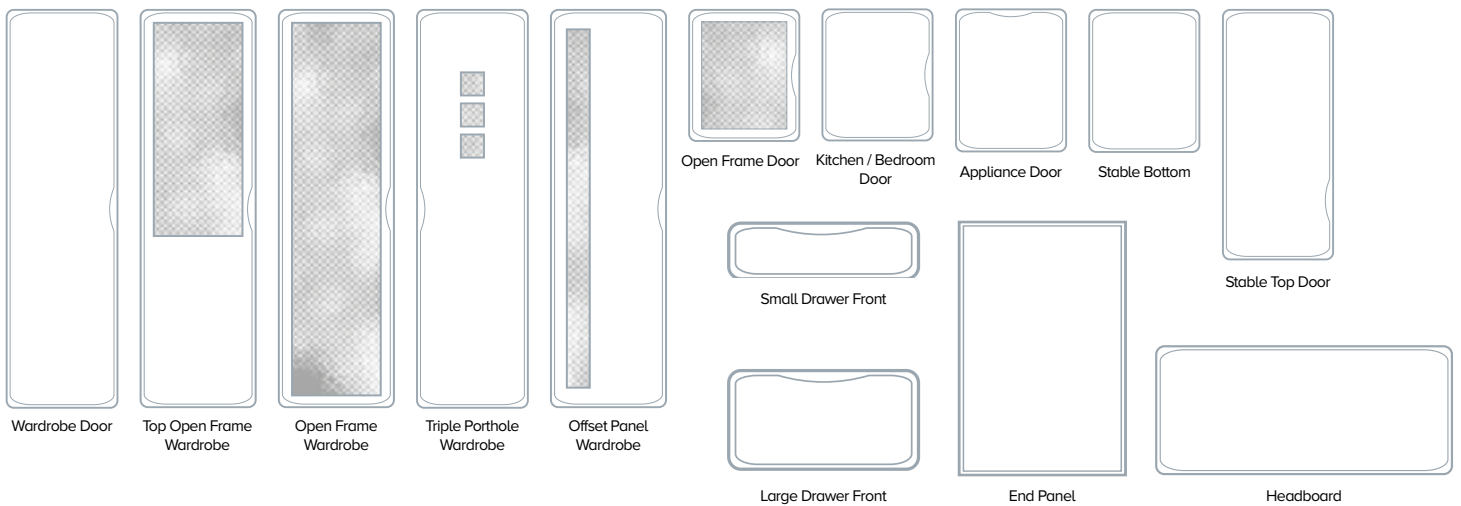


S Standard Door Style

Metropole Door Specification

All drawer fronts horizontal grain	✓
Offset panel doors	✓
Triple porthole doors	✓
Matching panels	✓
Angled & truncated doors	✓
Special sizes	✓
Matching kitchen accessories	✓
Matching bedroom accessories	✓
Cornice, pelmet & plinth	✓

Style Variations



Minimum & Maximum Dimensions

Description	Min Height	Max Height	Min Width	Max Width
Drawer	100mm	355mm	140mm	1196mm
Door	285mm	2530mm	100mm	1196mm

Milano

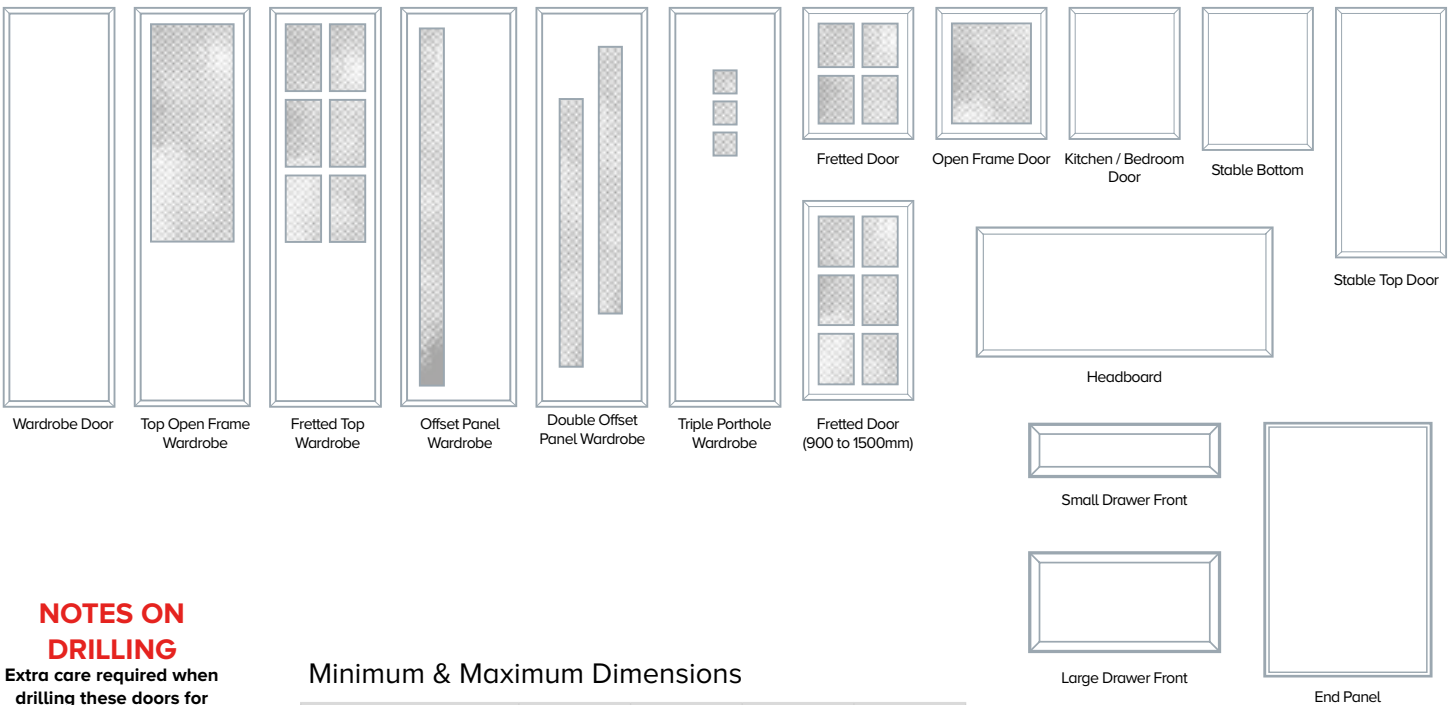


S Standard Door Style

Milano Door Specification

All drawer fronts horizontal grain	✓
Offset panel doors	✓
Triple porthole doors	✓
Matching panels	✓
Angled & truncated doors	✓
Special sizes	✓
Matching kitchen accessories	✓
Matching bedroom accessories	✓
Cornice, pelmet & plinth	✓

Style Variations



NOTES ON DRILLING

Extra care required when drilling these doors for hinges due to the doors edge thickness.
HPP cannot accept any responsibility if the door is drilled too deep

Minimum & Maximum Dimensions

Description	Min Height	Max Height	Min Width	Max Width
Drawer	100mm	355mm	140mm	1196mm
Door	285mm	2530mm	100mm	1196mm

New England



P Premium Door Style

New England Door Specification

All drawer fronts horizontal grain	✓
Offset panel doors	x
Triple porthole doors	x
Matching panels	✓
Angled & truncated doors	✓
Special sizes	✓
Matching kitchen accessories	✓
Matching bedroom accessories	✓
Cornice, pelmet & plinth	✓

Style Variations



NOTES ON DRILLING

Extra care required when drilling these doors for hinges due to the doors edge thickness. HPP cannot accept any responsibility if the door is drilled too deep

PLAIN OR ROUTED DRAWER FRONTS

If you would like a routed centre panel in your drawers, please specify "Drawer With Centre Panel" when ordering or choose the "Drawer With Centre Panel" option when ordering online.

Minimum & Maximum Dimensions

Description	Min Height	Max Height	Min Width	Max Width	Notes
Drawer With Centre Panel	241mm	355mm	140mm	1196mm	
Drawer No Centre Panel	100mm	355mm	140mm	1196mm	
Door	275mm	2530mm	100mm	1196mm	Plain panel when width is less than 241mm

New Fenland

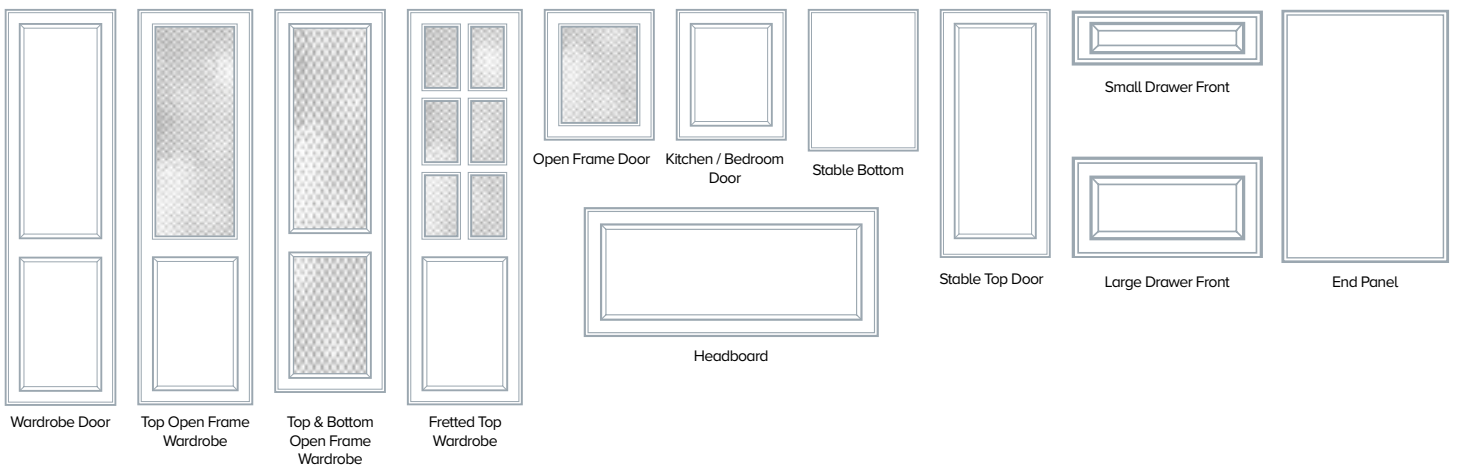


S Standard Door Style

New Fenland Door Specification

All drawer fronts horizontal grain	✓
Offset panel doors	✗
Triple porthole doors	✗
Matching panels	✓
Angled & truncated doors	✓
Special sizes	✓
Matching kitchen accessories	✓
Matching bedroom accessories	✓
Cornice, pelmet & plinth	✓

Style Variations



Minimum & Maximum Dimensions

Description	Min Height	Max Height	Min Width	Max Width	Notes
Drawer	100mm	355mm	140mm	1196mm	Plain panel when height is less than 140mm.
Door	285mm	2530mm	100mm	1196mm	Plain panel when width is less than 195mm

New Sudbury

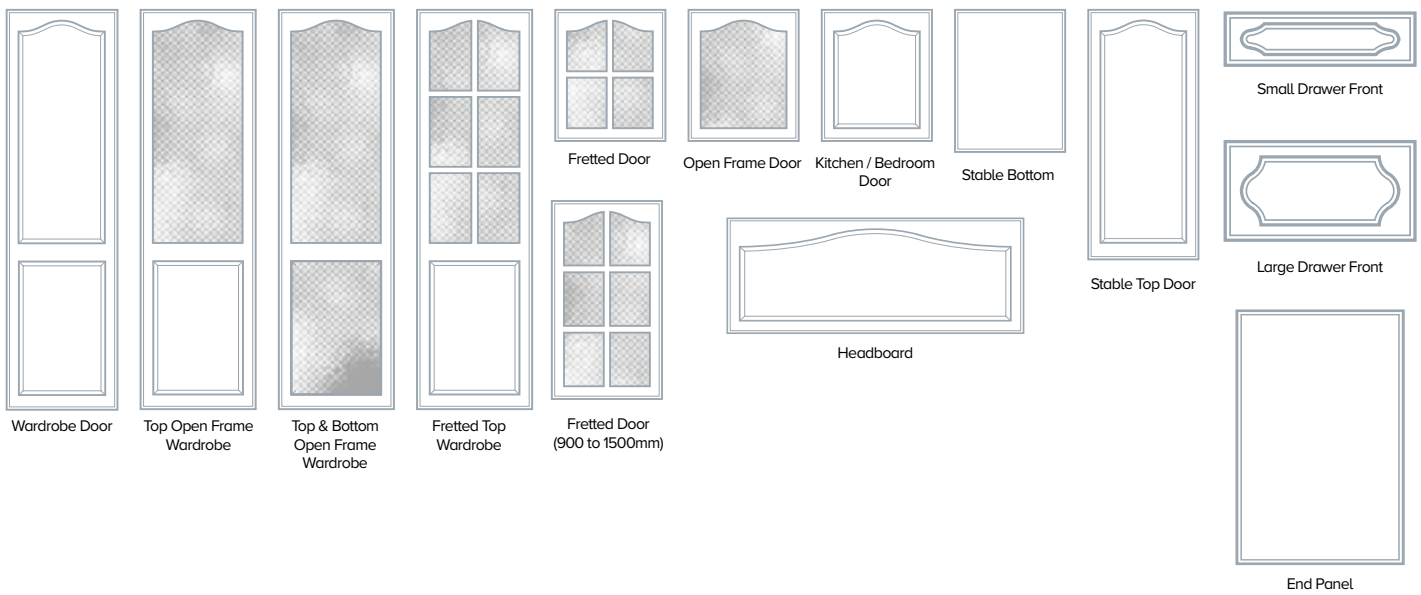


S Standard Door Style

New Sudbury Door Specification

All drawer fronts horizontal grain	✓
Offset panel doors	✗
Triple porthole doors	✗
Matching panels	✓
Angled & truncated doors	✓
Special sizes	✓
Matching kitchen accessories	✓
Matching bedroom accessories	✓
Cornice, pelmet & plinth	✓

Style Variations



Minimum & Maximum Dimensions

Description	Min Height	Max Height	Min Width	Max Width	Notes
Drawer	100mm	355mm	140mm	1196mm	Plain panel when height is less than 140mm.
Door	285mm	2530mm	100mm	1196mm	Plain panel when width is less than 200mm.

Nova

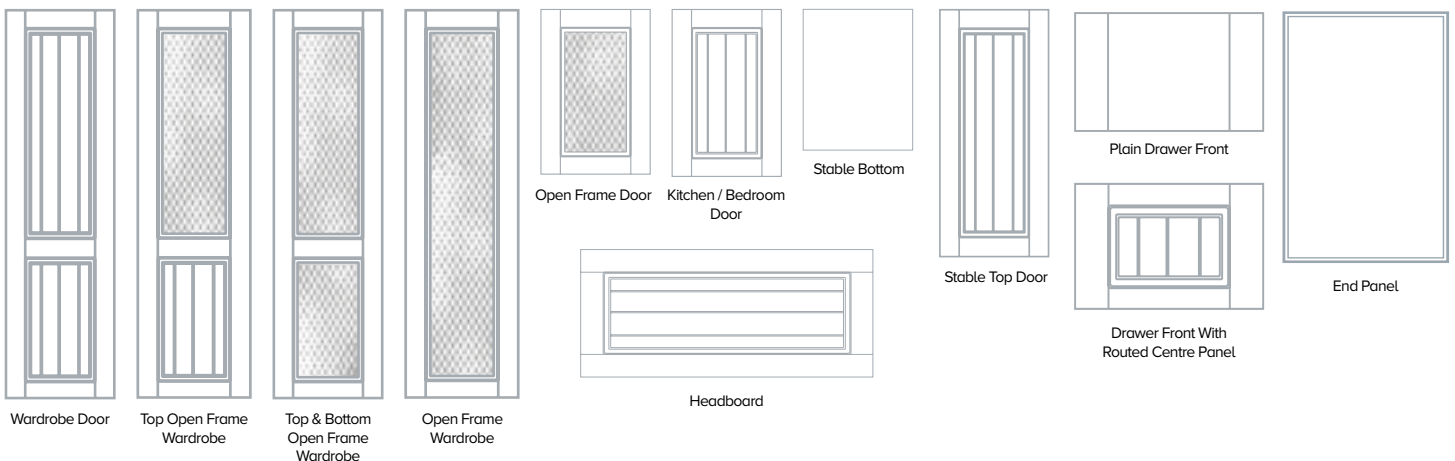


P Premium Door Style

Nova Door Specification

All drawer fronts horizontal grain	✓
Offset panel doors	✗
Triple porthole doors	✗
Matching panels	✓
Angled & truncated doors	✓
Special sizes	✓
Matching kitchen accessories	✓
Matching bedroom accessories	✓
Cornice, pelmet & plinth	✓

Style Variations



PLAIN OR ROUTED DRAWER FRONTS

If you would like a routed centre panel in your drawers, please specify "Drawer With Centre Panel" when ordering or choose the "Drawer With Centre Panel" option when ordering online.

Minimum & Maximum Dimensions

Description	Min Height	Max Height	Min Width	Max Width	Notes
Drawer With Centre Detail	241mm	355mm	140mm	1196mm	
Drawer No Centre Detail	100mm	355mm	140mm	1196mm	
Door	285mm	2530mm	100mm	1196mm	Plain panel with shaker lines when width is less than 220mm

Oslo

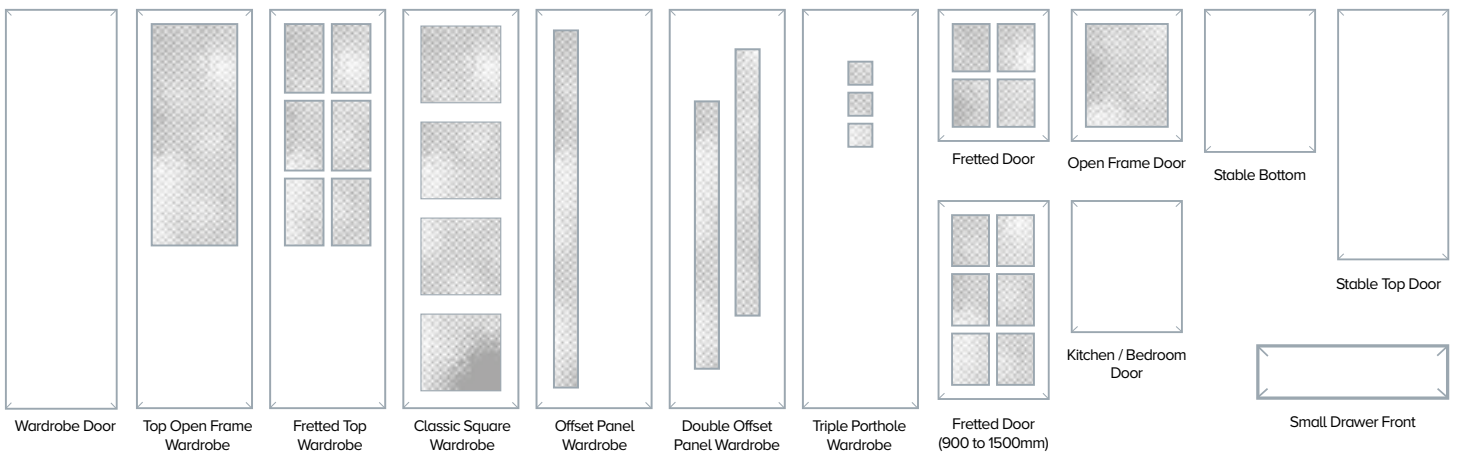


S Standard Door Style

Oslo Door Specification

All drawer fronts horizontal grain	✓
Offset panel doors	✓
Triple porthole doors	✓
Matching panels	✓
Angled & truncated doors	✓
Special sizes	✓
Matching kitchen accessories	✓
Matching bedroom accessories	✓
Cornice, pelmet & plinth	✓

Style Variations



Wardrobe Door Top Open Frame Wardrobe Fretted Top Wardrobe Classic Square Wardrobe Offset Panel Wardrobe Double Offset Panel Wardrobe Triple Porthole Wardrobe

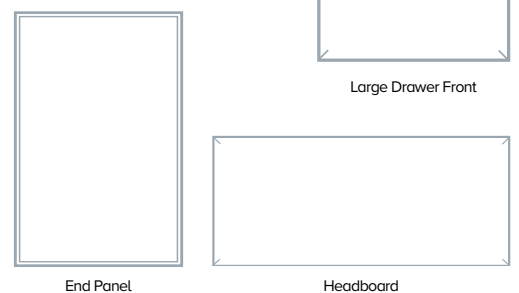
Fretted Door Open Frame Door Stable Bottom Stable Top Door Kitchen / Bedroom Door Small Drawer Front

NOTES ON DRILLING

Extra care required when drilling these doors for hinges due to the doors edge thickness.
HPP cannot accept any responsibility if the door is drilled too deep

Minimum & Maximum Dimensions

Description	Min Height	Max Height	Min Width	Max Width
Drawer	100mm	355mm	140mm	1196mm
Door	285mm	2530mm	100mm	1196mm



End Panel

Headboard

Palermo

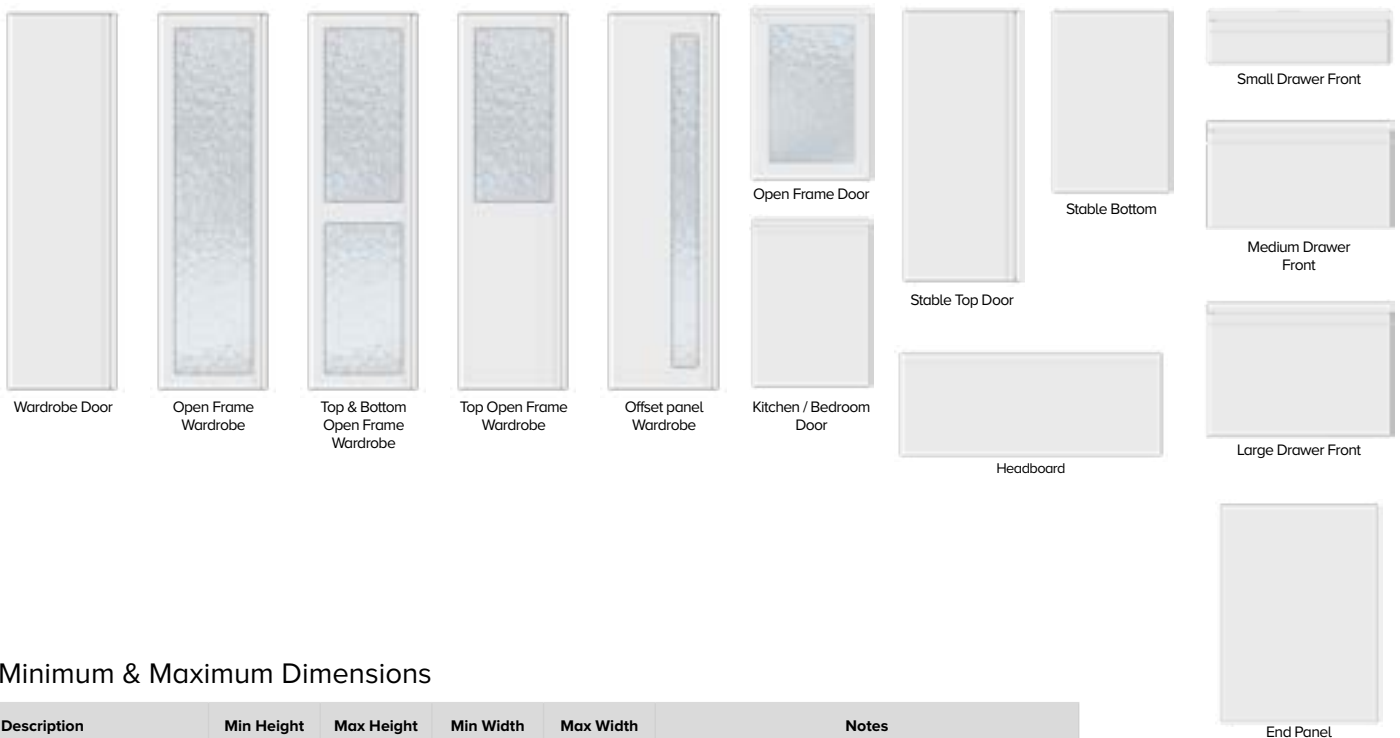


- S** Premium Door Style
- W** 22mm Thickness & White Back

Palermo Door Specification

All drawer fronts horizontal grain	✓
Offset panel doors	✓
Triple porthole doors	✗
Matching panels	✓
Angled & truncated doors	✓
Special sizes	✓
Matching kitchen accessories	✓
Matching bedroom accessories	✓
Cornice, pelmet & plinth	✓

Style Variations



Minimum & Maximum Dimensions

Description	Min Height	Max Height	Min Width	Max Width	Notes
Drawer	100mm	355mm	140mm	1196mm	
Door	285mm	1700mm	100mm	1196mm	

Pillow

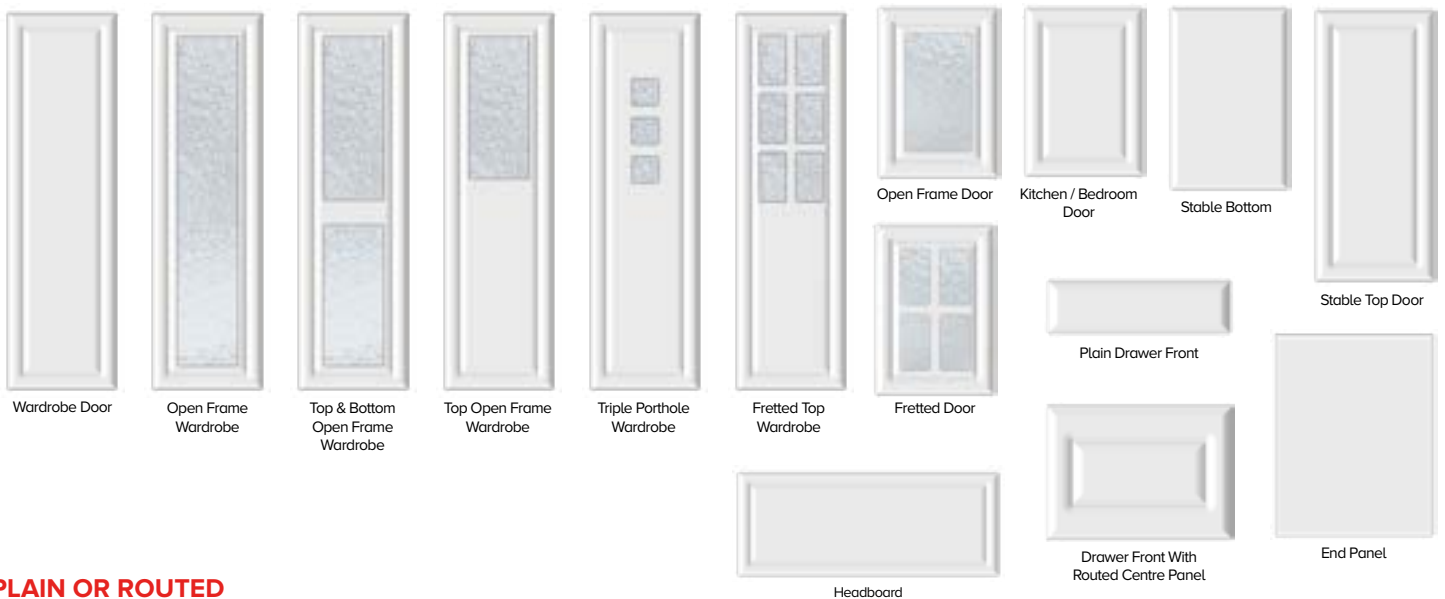


S Standard Door Style

Pillow Door Specification

All drawer fronts horizontal grain	✓
Offset panel doors	✗
Triple porthole doors	✓
Matching panels	✓
Angled & truncated doors	✓
Special sizes	✓
Matching kitchen accessories	✓
Matching bedroom accessories	✓
Cornice, pelmet & plinth	✓

Style Variations



PLAIN OR ROUTED DRAWER FRONTS

If you would like a routed centre panel in your drawers, please specify "Drawer With Centre Panel" when ordering or choose the "Drawer With Centre Panel" option when ordering online.

Minimum & Maximum Dimensions

Description	Min Height	Max Height	Min Width	Max Width	Notes
Drawer	100mm	355mm	140mm	1196mm	Plain panel when height is less than 160mm or width is less than 180mm.
Door	285mm	2530mm	100mm	1196mm	Plain panel when width is less than 180mm

NOTES ON DRILLING

Extra care required when drilling these doors for hinges due to the doors edge thickness. HPP cannot accept any responsibility if the door is drilled too deep

Ribble




S Standard Door Style

Ribble Door Specification

All drawer fronts horizontal grain	✓
Offset panel doors	✗
Triple porthole doors	✗
Matching panels	✓
Angled & truncated doors	✓
Special sizes	✓
Matching kitchen accessories	✓
Matching bedroom accessories	✓
Cornice, pelmet & plinth	✓


Style Variations



Minimum & Maximum Dimensions

Description	Min Height	Max Height	Min Width	Max Width	Notes
Drawer	100mm	355mm	140mm	1196mm	Plain panel when height is less than 140mm.
Door	285mm	2530mm	100mm	1196mm	Plain panel when width is less than 250mm.

Sahara

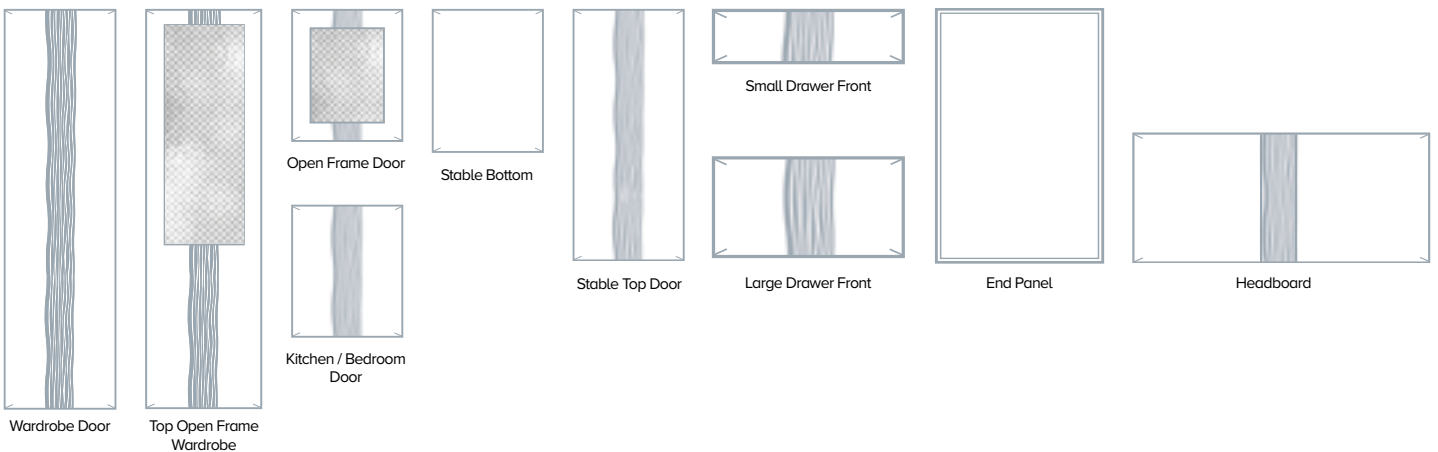


P Premium Door Style

Sahara Door Specification

All drawer fronts horizontal grain	✓
Offset panel doors	✗
Triple porthole doors	✗
Matching panels	✓
Angled & truncated doors	✓
Special sizes	✓
Matching kitchen accessories	✓
Matching bedroom accessories	✓
Cornice, pelmet & plinth	✓

Style Variations



NOTES ON DRILLING


Extra care required when drilling these doors for hinges due to the doors edge thickness.

HPP cannot accept any responsibility if the door is drilled too deep

Minimum & Maximum Dimensions

Description	Min Height	Max Height	Min Width	Max Width	Notes
Drawer	100mm	355mm	140mm	1196mm	
Door	285mm	2530mm	100mm	1196mm	Plain panel when width is less than 240mm

Scoop

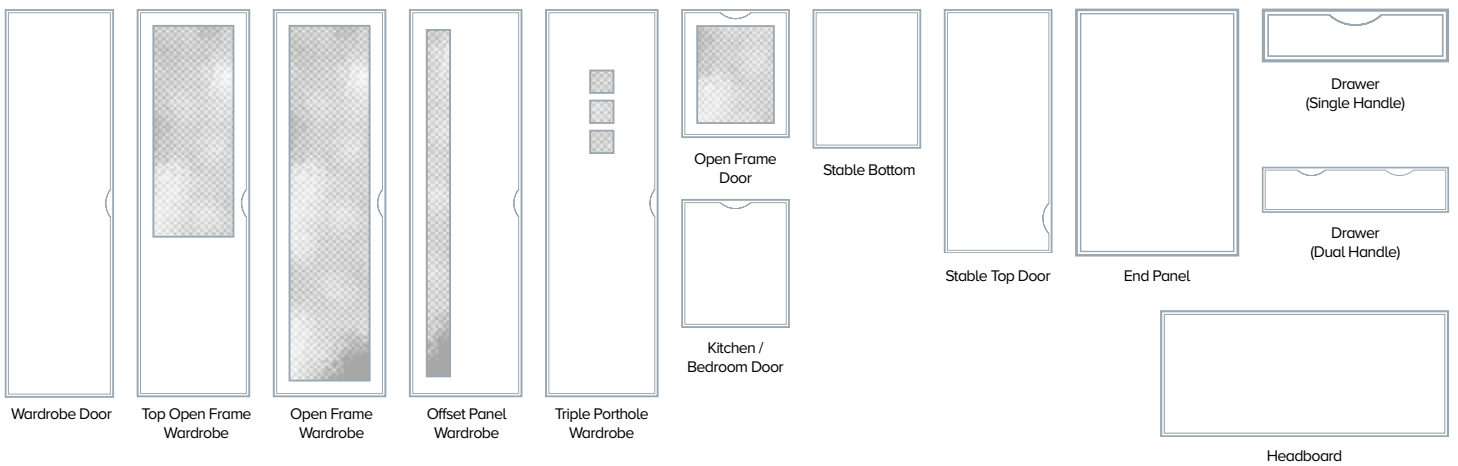


S Standard Door Style

Scoop Door Specification

All drawer fronts horizontal grain	✓
Offset panel doors	✓
Triple porthole doors	✓
Matching panels	✓
Angled & truncated doors	✓
Special sizes	✓
Matching kitchen accessories	✓
Matching bedroom accessories	✓
Cornice, pelmet & plinth	✓

Style Variations



Minimum & Maximum Dimensions

Description	Min Height	Max Height	Min Width	Max Width	Notes
Drawer (Single Handle)	100mm	355mm	270mm	1196mm	Scoop handles sold separately.
Drawer (Dual Handle)	100mm	355mm	546mm	1196mm	Scoop handles sold separately.
Door	285mm	1700mm	270mm	1196mm	Scoop handles sold separately.

Severn



S Standard Door Style


Severn Door Specification

All drawer fronts horizontal grain	✓
Offset panel doors	✓
Triple porthole doors	✓
Matching panels	✓
Angled & truncated doors	✓
Special sizes	✓
Matching kitchen accessories	✓
Matching bedroom accessories	✓
Cornice, pelmet & plinth	✓


Style Variations



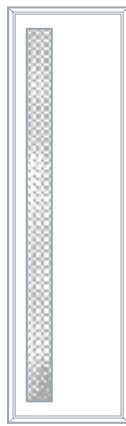
Wardrobe Door




Top Open Frame Wardrobe




Top & Bottom Open Frame Wardrobe




Offset Panel Wardrobe




Triple Porthole Wardrobe



Open Frame Door



Stable Bottom



Stable Top Door



Small Drawer Front




Large Drawer Front



Kitchen / Bedroom Door



Headboard



End Panel

NOTES ON DRILLING

Extra care required when drilling these doors for hinges due to the doors edge thickness.

HPP cannot accept any responsibility if the door is drilled too deep

Minimum & Maximum Dimensions

Description	Min Height	Max Height	Min Width	Max Width
Drawer	100mm	355mm	140mm	1196mm
Door	285mm	2530mm	100mm	1196mm

Shaker




P Premium Door Style

Shaker Door Specification

All drawer fronts horizontal grain	✓
Offset panel doors	✗
Triple porthole doors	✗
Matching panels	✓
Angled & truncated doors	✓
Special sizes	✓
Matching kitchen accessories	✓
Matching bedroom accessories	✓
Cornice, pelmet & plinth	✓

Style Variations



PLAIN OR ROUTED DRAWER FRONTS

If you would like a routed centre panel or additional route in your drawers, please specify when placing your order or choose the relevant option when ordering online.

Minimum & Maximum Dimensions

Description	Min Height	Max Height	Min Width	Max Width	Notes
Drawer No Centre Panel	100mm	355mm	140mm	1196mm	
Drawer With Additional Route	100mm	355mm	241mm	1196mm	
Drawer With Centre Panel	241mm	355mm	241mm	1196mm	
Door	241mm	2530mm	100mm	1196mm	Plain panel when width is less than 241mm

Sutton




P Premium Door Style

Sutton Door Specification

All drawer fronts horizontal grain	✓
Offset panel doors	✗
Triple porthole doors	✗
Matching panels	✓
Angled & truncated doors	✓
Special sizes	✓
Matching kitchen accessories	✓
Matching bedroom accessories	✓
Cornice, pelmet & plinth	✓

Style Variations




PLAIN OR ROUTED DRAWER FRONTS

If you would like a routed centre panel in your drawers, please specify "Drawer With Centre Panel" when ordering or choose the "Drawer With Centre Panel" option when ordering online.

Minimum & Maximum Dimensions

Description	Min Height	Max Height	Min Width	Max Width	Notes
Drawer With Centre Panel	241mm	355mm	140mm	1196mm	
Drawer	100mm	355mm	140mm	1196mm	
Door	285mm	2530mm	100mm	1196mm	Plain panel when width is less than 200mm

Treviso




P Premium Door Style

Treviso Door Specification

All drawer fronts horizontal grain	✓
<i>Skinny</i> style with 60mm narrow frame	✓
Offset panel doors	✗
Triple porthole doors	✗
Matching panels	✓
Angled & truncated doors	✓
Special sizes	✓
Matching kitchen accessories	✓
Matching bedroom accessories	✓
Cornice, pelmet & plinth	✓

Style Variations



Minimum & Maximum Dimensions

Description	Min Height	Max Height	Min Width	Max Width	Notes
Drawer	100mm	355mm	140mm	1196mm	When height is between 140mm to 169mm, frame height is 45mm instead of 60mm. Plain panel when height is less than 140mm or width is less than 160mm.
Door	285mm	2530mm	100mm	1196mm	Plain panel when width is less than 160mm

Turin




S Standard Door Style

Turin Door Specification

All drawer fronts horizontal grain	✓
Offset panel doors	✓
Triple porthole doors	✓
Matching panels	✓
Angled & truncated doors	✓
Special sizes	✓
Matching kitchen accessories	✓
Matching bedroom accessories	✓
Cornice, pelmet & plinth	✓

Style Variations



NOTES ON DRILLING

Extra care required when drilling these doors for hinges due to the doors edge thickness.

HPP cannot accept any responsibility if the door is drilled too deep

Minimum & Maximum Dimensions

Description	Min Height	Max Height	Min Width	Max Width	Notes
Drawer	100mm	355mm	140mm	1196mm	Plain panel when height is less than 140mm.
Door	285mm	2530mm	100mm	1196mm	Plain panel when width is less than 140mm

Twinline

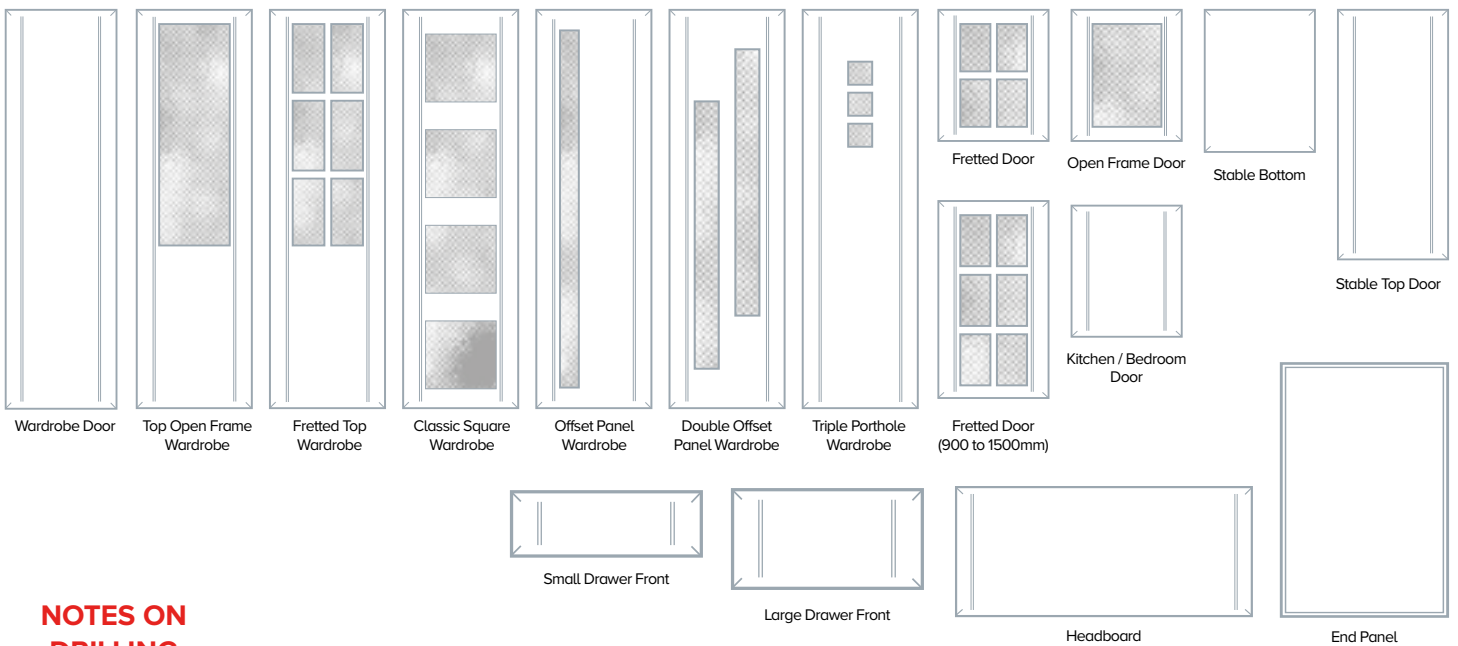


S Standard Door Style

Twinline Door Specification

All drawer fronts horizontal grain	✓
Offset panel doors	✓
Triple porthole doors	✓
Matching panels	✓
Angled & truncated doors	✓
Special sizes	✓
Matching kitchen accessories	✓
Matching bedroom accessories	✓
Cornice, pelmet & plinth	✓

Style Variations



NOTES ON DRILLING

Extra care required when drilling these doors for hinges due to the doors edge thickness.
HPP cannot accept any responsibility if the door is drilled too deep

Minimum & Maximum Dimensions

Description	Min Height	Max Height	Min Width	Max Width	Notes
Drawer	100mm	355mm	140mm	1196mm	
Door	285mm	2530mm	100mm	1196mm	Plain panel when width is less than 170mm

Valencia




P Premium Door Style

Valencia Door Specification

All drawer fronts horizontal grain	✓
<i>Skinny</i> style with 60mm narrow frame	✓
Offset panel doors	✗
Triple porthole doors	✗
Matching panels	✓
Angled & truncated doors	✓
Special sizes	✓
Matching kitchen accessories	✓
Matching bedroom accessories	✓
Cornice, pelmet & plinth	✓

Style Variations



Minimum & Maximum Dimensions

Description	Min Height	Max Height	Min Width	Max Width	Notes
Drawer With Full Rout	100mm	355mm	140mm	1196mm	When height is between 140mm to 169mm, frame height is 45mm instead of 60mm. Plain panel when height is less than 140mm or width is less than 147mm.
Drawer With Vertical Rout	100mm	355mm	140mm	1196mm	
Door	285mm	2530mm	100mm	1196mm	Plain panel when width is less than 147mm

ROUTED DRAWER FRONT OPTIONS

Valencia drawer fronts can be ordered with a rout all round or with a vertical rout only. Please specify which option you would like when ordering.

Verona




S Standard Door Style

Verona Door Specification

All drawer fronts horizontal grain	✓
Offset panel doors	✓
Triple porthole doors	✓
Matching panels	✓
Angled & truncated doors	✓
Special sizes	✓
Matching kitchen accessories	✓
Matching bedroom accessories	✓
Cornice, pelmet & plinth	✓

Style Variations



NOTES ON DRILLING
 Extra care required when drilling these doors for hinges due to the doors edge thickness.
 HPP cannot accept any responsibility if the door is drilled too deep

Minimum & Maximum Dimensions

Description	Min Height	Max Height	Min Width	Max Width
Drawer	100mm	355mm	140mm	1196mm
Door	285mm	2530mm	100mm	1196mm

Vienna

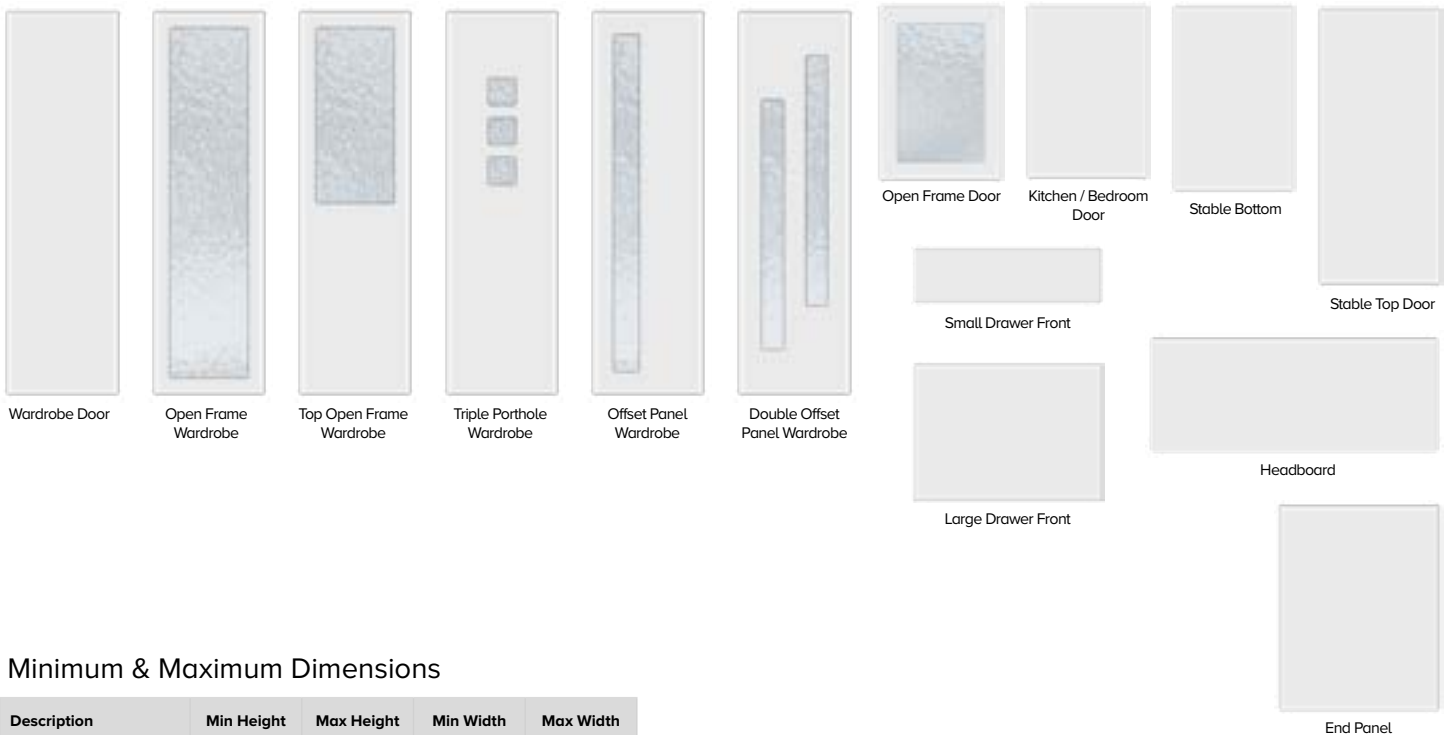


S Standard Door Style

Vienna Door Specification

All drawer fronts horizontal grain	✓
Offset panel doors	✓
Triple porthole doors	✓
Matching panels	✓
Angled & truncated doors	✓
Special sizes	✓
Matching kitchen accessories	✓
Matching bedroom accessories	✓
Cornice, pelmet & plinth	✓

Style Variations



Minimum & Maximum Dimensions

Description	Min Height	Max Height	Min Width	Max Width
Drawer	100mm	355mm	140mm	1196mm
Door	285mm	2530mm	100mm	1196mm

Willingdale

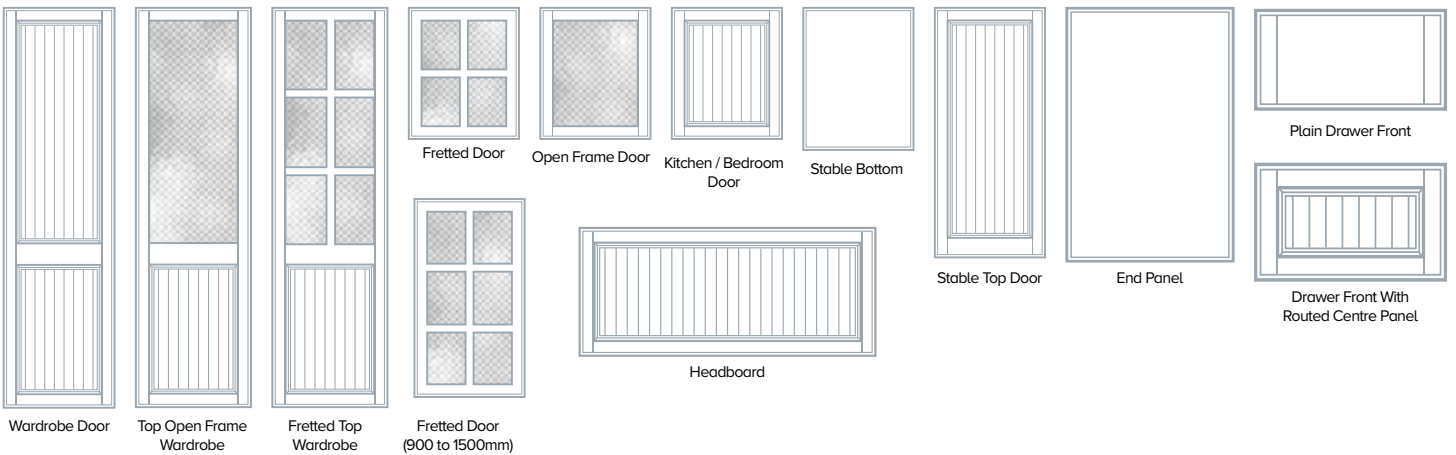


S Standard Door Style

Willingdale Door Specification

All drawer fronts horizontal grain	✓
Offset panel doors	✗
Triple porthole doors	✗
Matching panels	✓
Angled & truncated doors	✓
Special sizes	✓
Matching kitchen accessories	✓
Matching bedroom accessories	✓
Cornice, pelmet & plinth	✓

Style Variations



PLAIN OR ROUTED DRAWER FRONTS

If you would like a routed centre panel in your drawers, please specify "Drawer With Centre Panel" when ordering or choose the "Drawer With Centre Panel" option when ordering online.

Minimum & Maximum Dimensions

Description	Min Height	Max Height	Min Width	Max Width	Notes
Drawer With Centre Detail	241mm	355mm	140mm	1196mm	
Drawer No Centre Detail	100mm	355mm	140mm	1196mm	
Door	285mm	2530mm	100mm	1196mm	Plain panel when width is less than 200mm

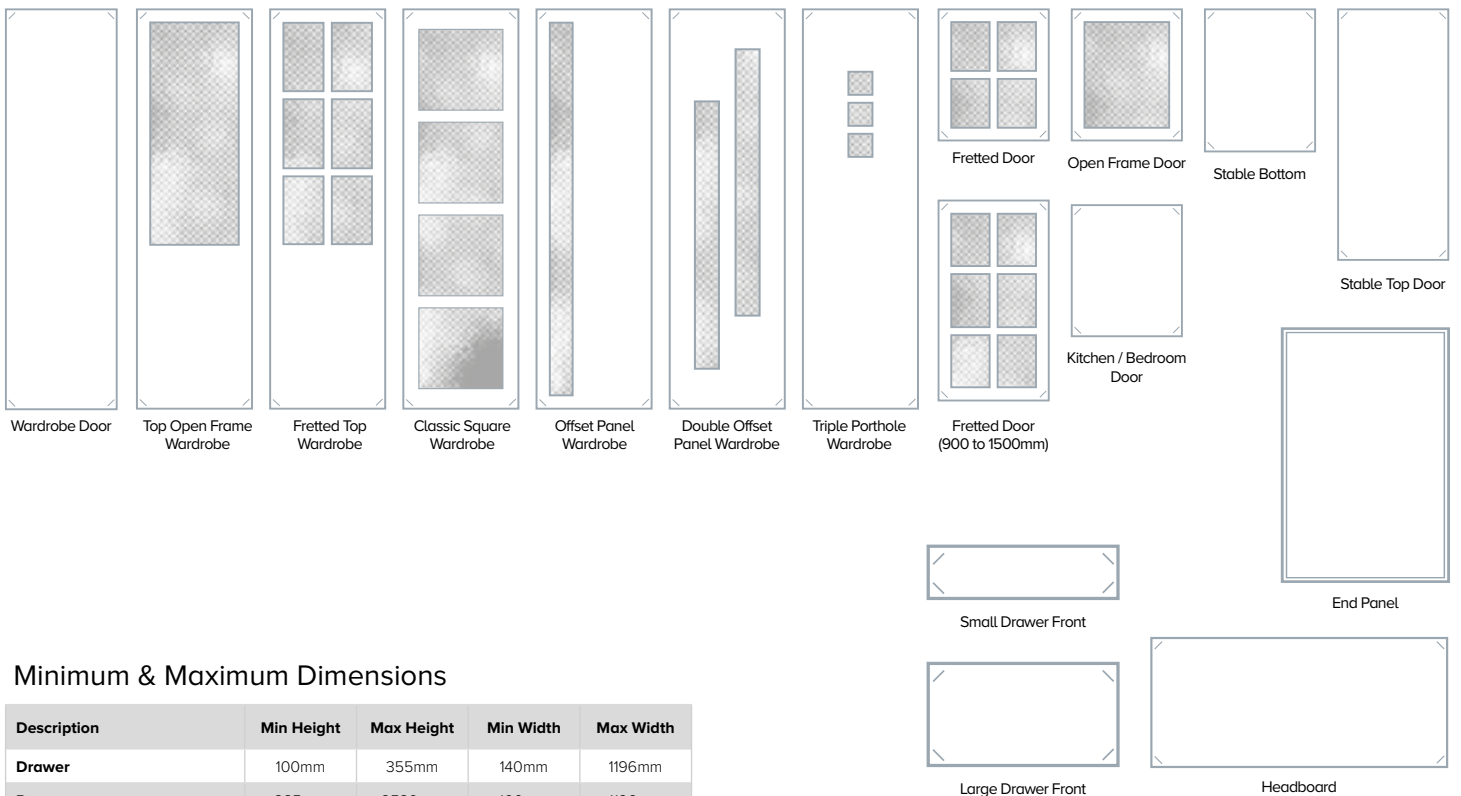


S Standard Door Style

Winwick Door Specification

All drawer fronts horizontal grain	✓
Offset panel doors	✓
Triple porthole doors	✓
Matching panels	✓
Angled & truncated doors	✓
Special sizes	✓
Matching kitchen accessories	✓
Matching bedroom accessories	✓
Cornice, pelmet & plinth	✓

Style Variations



Minimum & Maximum Dimensions

Description	Min Height	Max Height	Min Width	Max Width
Drawer	100mm	355mm	140mm	1196mm
Door	285mm	2530mm	100mm	1196mm

Drawer & Bi-Fold Door Notes


Drawer Route Options

Larger drawer fronts in some door styles offer an optional centre panel or additional route. If the centre panel or additional route is required, this must be stated when ordering.


If no drawer route option is stated when ordering, a plain drawer front will be supplied.

Please refer to the style pages for maximum and minimum dimensions where optional routes are available.


Plain Drawer Front



Drawer With Centre Panel

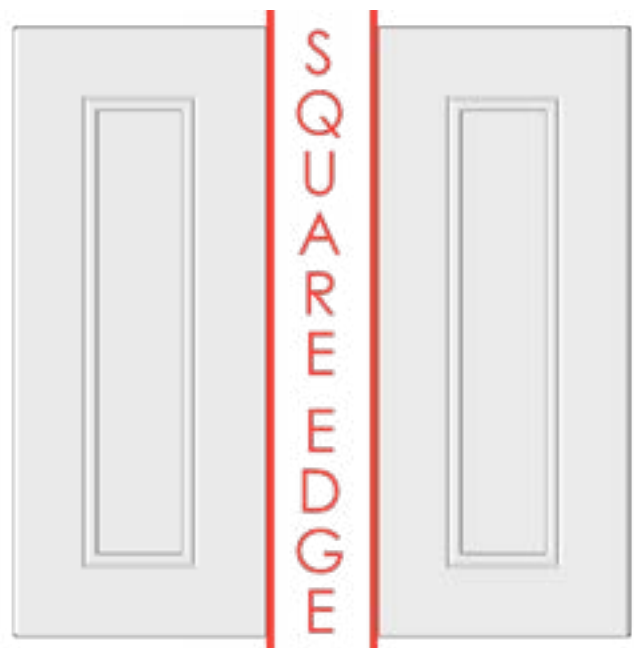


Drawer With Additional Route



Ordering Bi-Fold Doors

When ordering bi-fold doors, make sure you order your left and right doors as if you are stood looking at them...



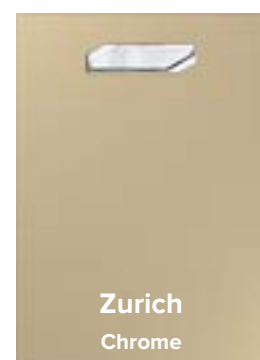








Order As
Bi-Fold Door Left
(Code: BFDL)

Order As
Bi-Fold Door Right
(Code: BFDR)

Inset Handle Doors

Made-To-Measure With Ready Fitted Handles


- Made-to-measure with your choice of handle already fitted.
- Available in a variety of finishes such as Brushed Nickel, Chrome & Matt Chrome.
- All available in the full range of décors.
- All available as angled, truncated & glazed doors.



Glazing & Drilling

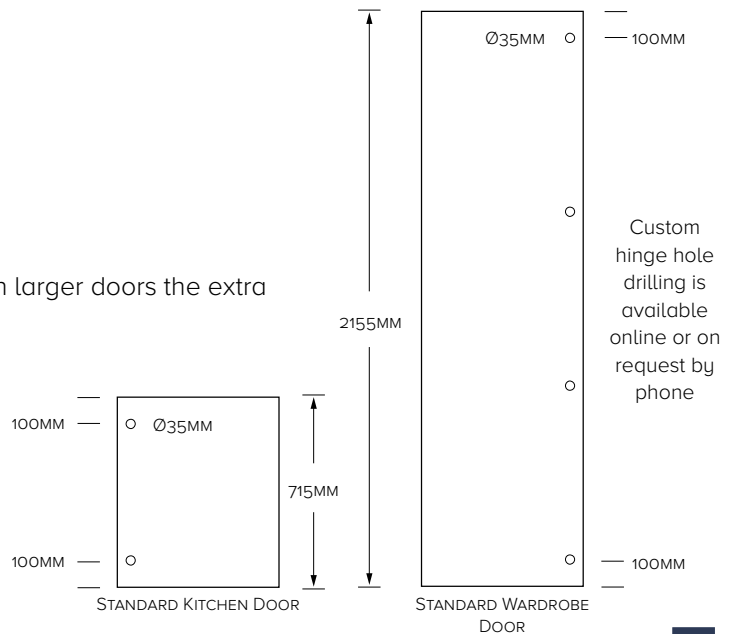
Glass Colours & Notes On Drilling

All of our non-glazed framed doors come with a removable back seal so silicone is not required to fit your own glass.



Drilling

Doors are available drilled 100mm from the top and bottom. On larger doors the extra holes are divided equally between the remaining space.



Kitchen Accessories

Vinyl Wrapped Accessories



	Size (mm)
Fretted frieze	600x100
Fretted frieze	1200x100
Fretted frieze	2400x100



	Size (mm)
Plinths	Up to 2400 x 150



Tongue & Groove Panel

Used for kitchen end panels. Made-to-measure

Wine Racks



Wine Rack Panels & Fascias

Made-to-measure up to 2400mm



Fluted Pilasters



Size (mm)

Fluted pilaster Any height up to 2400mm x 100mm width

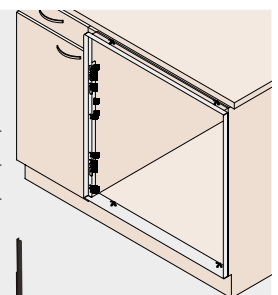


Heat Deflectors

Product Code

2 x Side / 1 x Lower Kit 563.80.951

Sides: 634mm / Lower: 596mm



Lower Heat Deflector

Designed for use at the bottom of any appliance giving off heat.

Side Heat Deflectors - Pair

Designed for use at the side of any appliance giving off heat. For use with 18/19mm carcass.

Kitchen Accessories

Modern Canopies

Canopy

Widths

600mm

700mm

800mm

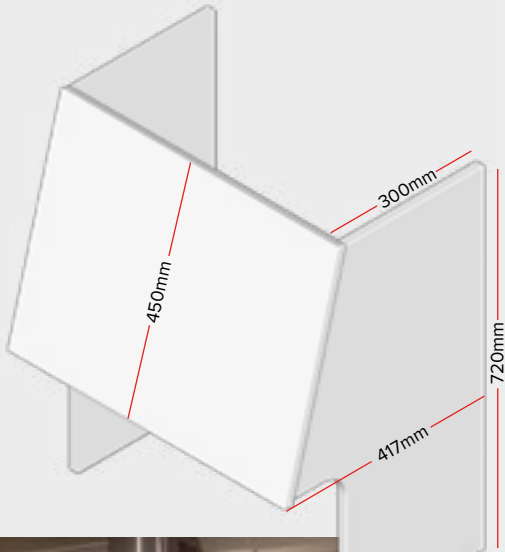
900mm

1000mm

1100mm

1200mm

INCLUDES:
2 Sides, 1 Shelf & 1
Vienna Profile Door.



Modern canopies are available with a Vienna edge profile and in any Aspire décor
Note: Requires 90 degree fittings to assemble, for example modesty blocks

Rounded Pilaster

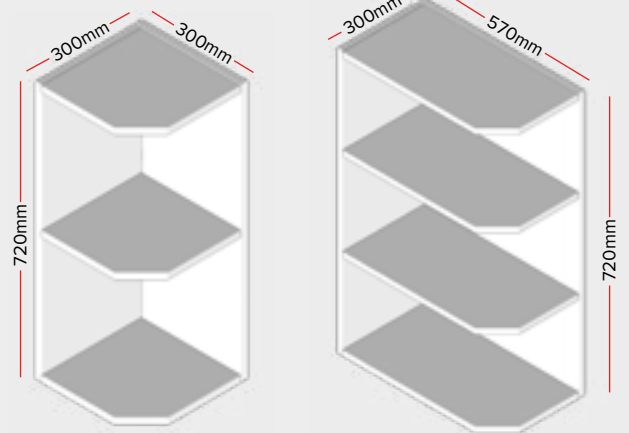
Available in 2.4m lengths.



Open End Units

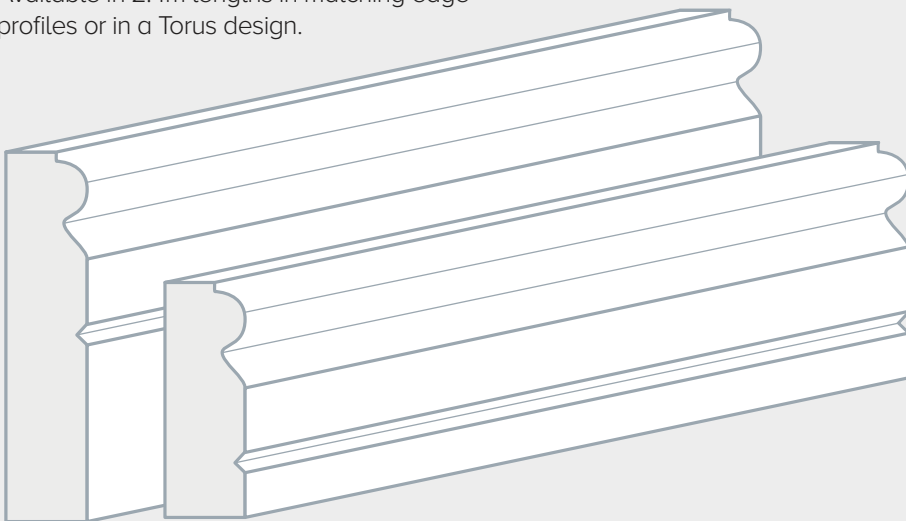
Available as base or wall units

Available as wall or base
units and as left or right
handed units in any vinyl
wrapped décor



Architrave & Skirting Boards

Available in 2.4m lengths in matching edge
profiles or in a Torus design.



All accessories are available in any of our vinyl décors.

Bedroom Accessories

Mirrors



Arched Triple Mirror (Available in standard profile only)



Square Triple Mirror (Available to match any of our Aspire door profiles)

Headboards



	Size (mm)
Headboard	3ft (915mm)
Headboard	3ft 6ins (1066mm)
Headboard	4ft 6ins (1371mm)
Headboard	5ft (1523mm)

Featured headboards (right) available in Boston, Chedburgh & New Sudbury styles.

Matching square headboards also available in any of our Aspire door profiles. See door style pages for more details



Boston



Chedburgh



New Sudbury

Finishing Touches



Niche Front



Pilaster



Fretted Frieze



Bridging Pelmet



Keystone

Niche Front
Made to measure up to 2400mm

	Size (mm)
Fretted frieze	600x100
Fretted frieze	1200x100
Fretted frieze	2400x100

Bridging pelmets from 500 up to 2400mm are supplied as 1 piece
Bridging pelmets 2400mm & over are supplied in 2 pieces (left & right)
Keystone (to cover bridging pelmet joint) one size
Pilasters can be ordered in any size up to 100x2400mm

Bedroom Accessories

Vinyl Wrapped Mirrors Available in three sizes in a matching edge profile or a feature design.



Padded Stools

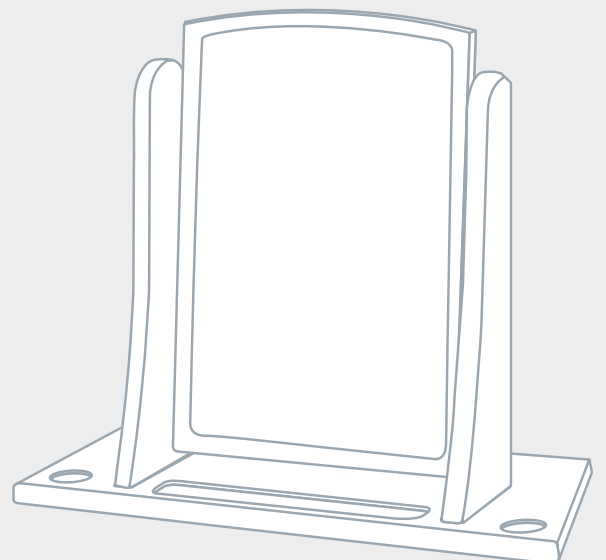
Available with a variety of pad finishes in Dralon or Faux Leather. Frame only option also available.



Traditional Stools



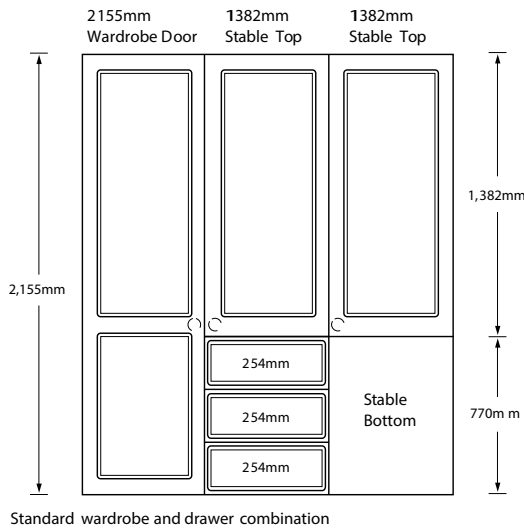
Swivel Mirrors Available with or without wings.



Tips & Technical Help

22mm and 25mm Panels

When ordering any 22mm thick components, the back will be white rather than matching the décor on the front. When ordering any 25mm thick components, the back will be Montana Oak rather than matching the décor on the front.



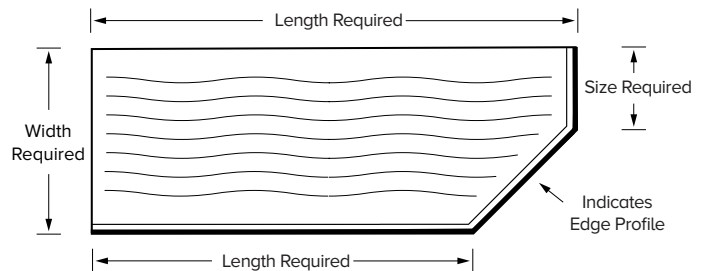
Stable Doors

Stable door bottoms are always 770mm in height in order to line up with cross rails, you must order as a Stable bottom. Stable door tops have a 98mm bottom rail to match the depth of the cross rails on wardrobe doors. Always ensure you use the words 'Stable Door' in your description or they will be made as normal doors and will not line up.

If ordering larger or smaller doors, change the height of the Stable top door not the bottom items.

Worktops

When ordering worktops you must always quote the worktop code and supply a diagram showing the size required, direction of the grain, edges to be profiled and type of profile. If no profile is specified the standard one will be sent.



Worktop Edged All Round



Worktop Edged on Front



Worktop Edged on Front & Left



Worktop Edged on Front & Right



Worktop Edged on Front, Right & Left



Left Angled Worktop Edged on Front



Left Angled Worktop Edged on Front & Left



Left Angled Worktop Edged on Front & Right



Left Angled Worktop Edged on Front, Right & Left



Right Angled Worktop Edged on Front



Right Angled Worktop Edged on Front & Left



Right Angled Worktop Edged on Front & Right



Right Angled Worktop Edged on Front, Right & Left

Tips & Technical Help

Drawer Route Options

Larger drawer fronts in some door styles offer an optional centre panel or additional route. If the centre panel or additional route is required, this must be stated when ordering.

If no drawer route option is stated when ordering, a plain drawer front will be supplied.


Please refer to the style pages for maximum and minimum dimensions where optional routes are available.



Plain Drawer Front

Drawer With Centre Panel

Drawer With Additional Route



Door

Wardrobe Door

Top Open Frame

Top Fretted Frame

Top & Bottom Open Frame

Open Frame

Truncated Door

Angled Door

Wardrobe Doors

These will include a cross rail on doors over 1700mm in height, if this is not required please specify no centre rail when ordering.

Doors

These can be made up to a maximum of 2400mm in height and 1196mm in width.

All Shaker drawer fronts will be plain unless ordered as doors.

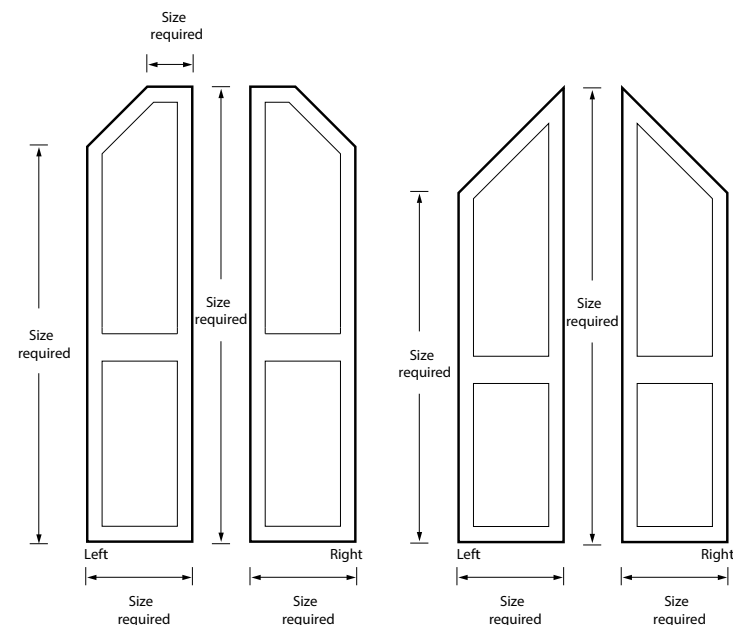
Glass Openings

Top fretted wardrobe doors will have 6 openings on doors 2155mm high or less and 8 openings on all doors 2156mm and above. Fretted doors under 900mm in height will have 4 openings. 900 - 1500mm will have 6 openings. All our glass opening doors are supplied with internal beading.

Angled Doors

Please supply a diagram including measurements for the width and heights on both sides of the door.

Note: Depending on the door style and angles some angled doors will not have a continued rout pattern



Customer Care Information

The Vinyl Door Collection has been tested and certified by FIRA as achieving the bond quality requirements of BS6222 part III, however there are still some recommendations that all end users must be made aware of. To avoid damage by excessive heat please follow the simple guidelines below during installation and subsequent use:

When installing doors adjacent to ovens always ensure that doors are shielded by using heat deflector strips. Never use any appliance which generates high levels of heat or concentrated steam (such as a toaster, kettle or pressure cooker) directly under or adjacent to a vinyl wrapped component. For cleaning use a damp cloth and a non-abrasive domestic cleaner. Failure to use heat strips next to appliances could invalidate your guarantee.

This customer care information does not affect your statutory rights.



