

HYPERTECH



STEP BY STEP INSTALLATION INSTRUCTIONS

2021 Ford Bronco

All Gas Engines

Part #730125

Visit our YouTube
channel for detailed
installation instructions



50 *state*
street legal

CARB E.O. D-260-46

Technical assistance: 901.382.8888 • techsupport@hypertech.com • hypertech.com

© 2022 Hypertech



In-Line Speedometer Calibrator Module
PART #730125

INSTALLATION
2021 BRONCO

INSTALL TIME
30-45 MINUTES

REQUIRED TOOLS

- 1/4" RATCHET
- 1/4" EXTENSION
- 7,8MM SOCKETS
- 7,8MM NUT DRIVERS
- T20, T30 TORX
- TRIM PANEL TOOLS



STEP 1: VERIFY SRS IS WORKING PROPERLY
TURN IGNITION ON
(LIGHTS TURN OFF)




STEP 2: REMOVE LOWER CENTER BEZEL
PULL BACKWARD
(4) CLIPS



STEP 3: RELEASE LOWER KNEE PANEL
FOLD DOWN
(8) CLIPS



STEP 4: REMOVE CENTER GRAB HANDLE
SIDE BOLTS
(2) T30 TORX




STEP 5A: REMOVE GLOVE BOX
PUSH IN TABS
(2) TABS




STEP 5B: REMOVE GLOVE BOX
DISCONNECT ARM
(1) SLOT



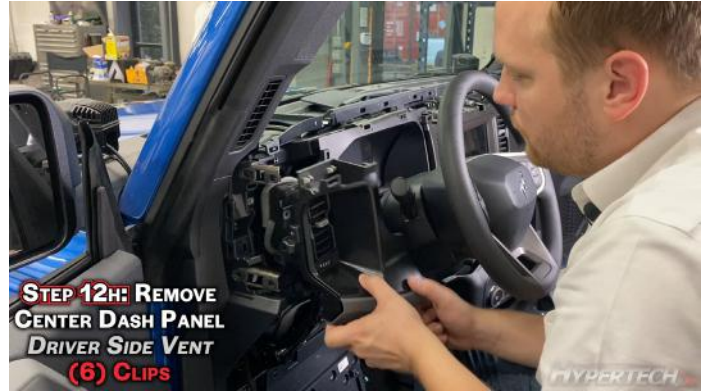


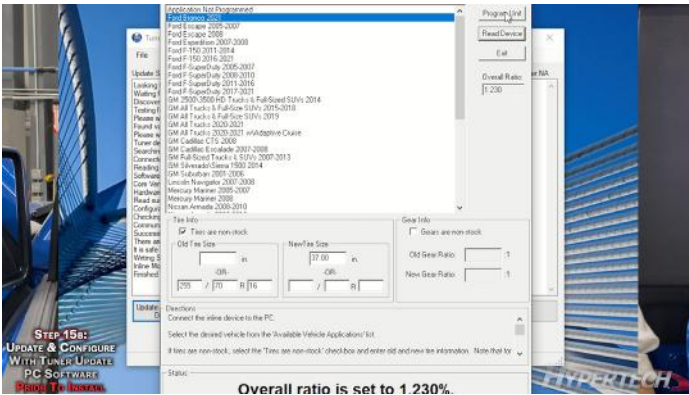
STEP 5C: REMOVE GLOVE BOX
FOLD OUT, PULL UP
(3) HOOKS
































Installation of the Hypertech In-Line Speedometer Calibrator Module is now complete! Now get out there and enjoy your Bronco!

Factory Direct Limited 1 Year Warranty

(Effective January 1, 2020 replaces and supersedes previous product warranty policy.)

Hypertech products are warranted against defects in materials or workmanship for one (1) year from the date of purchase. Hypertech's liability under this warranty shall be limited to the prompt correction or replacement of any defective part of the product which Hypertech determines to be necessary. This limited one (1) year warranty is to the original purchaser providing all the information requested is furnished. You must retain a copy of your original sales invoice or receipt. Without proper documentation, a service fee will be applied. **Third party resellers and resold units are NOT covered under this warranty.**

30-Day Risk-Free, Money Back Guarantee

(Effective January 1, 2020)

The 30-day money back guarantee applies to all Max Energy Spectrum Power Programmers, React Throttle Optimizers, Max Energy 2.0 Power Programmers, Max Energy Power Programmers, Interceptors, Speedometer Calibrators, In-Line Speedometer Calibrator Modules, and Power Chips for GM. The product **MUST** be returned to the place of purchase within thirty (30) days. All items must be received in a new, unused and ready-to-sell condition (including all original packaging, parts, and paperwork) to receive a refund, excluding any shipping and handling fees. **Units purchased used or reconditioned from a non-authorized Hypertech dealer, or units sold by 3rd-party vendors (i.e. ebay) are NOT covered under this guarantee.**

Contact Info

Hypertech Tech Department

Phone: 901.382.8888

Fax: 901.373.5290

techsupport@hypertech.com

Office Hours: Monday-Friday, 8am-5pm Central Time

hypertech.com

Hypertech

7375 Adrienne Place

Bartlett, Tennessee 38133

hypertech.com

End of Instructions