

nu·tube

INVERSION

THE RIGHT TOOLS FOR THE JOB.




www.nuflow.com | 800.834.9597

nuflow WE FIX PIPES

INTRODUCING NUFLOW'S NUTUBE INVERSION EQUIPMENT TAKING PIPE REHABILITATION TO NEW LENGTHS

At NuFlow, we provide our network of Certified Contractors with the highest quality materials, technology, and know-how to repair the worst pipe system failures imaginable. The right equipment makes you more competitive, winning you more jobs while saving you and your customers money. NuFlow provides the options our contractors need to tackle every pipe lining problem out there, from small diameter in-building, to long, straight, larger diameter runs.



THE RIGHT TOOLS FOR THE JOB. EVERY JOB.

We have teamed up with KrasoTech to introduce NuTube Inversion. For over 20 years KrasoTech® GmbH has been providing innovative and reliable pipe renovation equipment to their partners across the globe. NuTube Inversion equipment is engineered and constructed to the highest possible standards. All units are constructed with the operator in mind, allowing for full control of the lining process to eliminate risk. NuTube equipment is prepared with the finest German craftsmanship and is third party tested to three times working pressure per German government pressure vessel standards.



nu·tube DRUM INVERSION HYBRID

Converts from drum to a continuous sluice system in a few easy steps

- Capable of inverting diameters of 9" and below
- Attach the sluice module onto the drum to enable the rehabilitation of distances beyond the capacity of the drum, to create one device with endless inversion capabilities
- Usable for air, water, steam and light curing
- Includes easy click flange system without screws or clamps – for a guaranteed faster, easier, and safer seal
- Power shot function for especially difficult bends
- The unit drum body is detachable from the rolling frame, includes a wheel with brake and has a 360 degree adjustment
- Integrated lifting for handles or strap, LED viewing window with UV protection filter, approximate 30hr battery for light and additional USB-charger port
- Drum size: 37 1/8" length, 25 1/4" width, 39 1/2" height 92lbs (unloaded)

DRUM INVERSION LIGHT



nu.tube DRUM INVERSION LIGHT

A simple but smart inversion drum for liners 8" and below.

- Light weight aluminum, ideal for situations with restricted space
- Diameter 500
- 2 viewing windows
- Hand wheel with brake
- Axle with metal loop for strap
- Designed for air, water, steam or UV curing
- Angle adjustment with 2 standing positions
- Safety valve
- Additional manometer



NuFlow
Technical Support



Our NuFlow field operations team are just a call or email away to provide technical job support.

24 hours, 7 days a week. Seriously.


1-855-NuFlow1 (1-855-683-5691) or support@nuflow.com

nu·tube
SLUICE INVERSION

NuTube Inversion Sluice Two

NuTube Sluice includes a patented two chamber system for endless inversion without pressure loss to protect the liner from unwanted stretching, bruises, wrinkles and folds. Even large nodes, fittings or heating hoses are no problem for the NuTube Sluice.

- Patented dual chamber system
- Inversion with low pressure
- Flexible even on difficult to reach job sites
- Direct inversion without wind up
- LED Window lighting, USB-charger connection
- Power shot function for especially difficult bends
- Significantly reduces the longitudinal expansion of flexible inliners
- Includes easy click flange system without screws or clamps – for guaranteed faster, easier, and safer seal
- Usable for air, water, steam and light curing
- Angle adjustment and foldable frame with wheels
- Capable of inverting diameter 12" and below



NuTube Inversion Sluice One

The inversion shooter system is developed by KrasoTech to provide endless inversion capabilities. The system protects the liner from unwanted stretching, bruises, wrinkles and folds.

- Direct inversion without wind up
- Includes power shot function for difficult bends
- Ideal replacement for a water tower
- Inversion with low pressure
- Flexible on difficult to reach jobsites
- Usable with air, water, steam, and light curing
- Suitable for pipes up to 9" in diameter



INVERSION SUPPORT

ELECTRO-PNEUMATIC CALIBRATION UNIT

Compact impregnation unit with an electric roller drive and electro-pneumatic roller closing and opening for highest safety. This product is developed for installations inside vehicles, trailers, containers or work halls.

- Made of high-quality aluminum and/or stainless steel
- Calibration rollers with special coating for easy clean up
- Synchronized drive of both calibration rollers with speed adjustment variables and drive rotations both forward and reverse
- Automatic electro-pneumatic closing and opening of the rollers
- Memory function on gap adjustment provides highest precision
- Fast pneumatic height adjustment of the upper calibration roller
- Gap adjustment via setting wheel with upgraded display control
- Emergency STOP button for immediate separation of the calibration rollers and system stop
- Short driven conveyor belt for easy liner handling
- USB port and LCD Display
- Data documentation: date, time, jobsite, employees, customer, liner data, resin data, impregnation speed, rotation direction, gap adjustment, warnings, error reports, vacuum data
- Software integration for NuFlow's mixing and curing systems



ELECTRIC CALIBRATION UNIT

A compact impregnation unit with an electrical roller drive for installations inside renovation vehicles.

- High quality aluminum and/or stainless steel
- Calibration rollers with special coating for easy clean up
- Synchronized drive of both calibration rollers with drive rotations both forward and reverse
- Stepless speed regulation
- Gap adjustment via setting wheel display or electrical
- Transparent safety flap with emergency STOP function



nu.therm HEAT ASSIST HYBRID

NuTherm is a fully automated system. Once the desired program sequence has been entered, heat up, holding, and cool down phase is automatically performed and regulated. Complete documentation of all data will take place.

- Generation of steam or hot water in one device
- Steam generator system specially developed for pipe renovation
- Compact and lightweight heating design with high heating power
- Generation of low temperature steam - ideal for sensitive materials, media and for an optimal heating curve
- Humidity control of the steam saturation for best possible curing results
- Fast production of an appropriate steam quality
- Multiphase function for highest flexibility
- Integrated bypass
- Also suitable for pressure liner! Steam generation up to 4 bar or higher as desired
- Includes digital touch screen operation with heating curve programming, error report and recording. Available in multiple languages
- Aluminum and stainless steel construction
- Mobile cart design and transportation hooks

nu.therm WATER

NuTherm Water treatment unit to eliminate impurities traveling into the NuTherm Heat Assist Hybrid unit


- System auto-regenerates for longer filter life
- Timer function
- Mobile stainless steel and aluminum frame
- Suction pump
- Dry run protection
- Level and pressure indicator
- Pressure booster pump



nu·tube

INVERSION

THE RIGHT TOOLS FOR THE JOB.



nu·flow
WE FIX PIPES

www.nuflow.com | 800.834.9597