



# **Orion** SERIES

Only available from Service First™

## *6' Adjustable Wall Mount Flagpole*



 **SERVICE  
FIRST**

## Veteran owned & Operated



*Service First is owned and operated by Parker McCumber, an OEF Veteran, who served with the 2nd Cavalry Regiment and 1st Cavalry Division as a Forward Observer and Fire Support Section Chief.*

*Parker has also served several years in the Utah National Guard as a Targeting NCO, and is continuing his service and transitioning to officership with the Utah National Guard. We know the sacrifice service members make, and recognize their contributions to our great nation as we pay respect to our flag and all it represents.*



*"I believe every American should be able to fly our nation's flag proudly, and the mission of ServiceFirstProducts.com is to make it easy and affordable for everyone to have a beautiful flagpole in their yard and at their home."*

**-Parker McCumber**

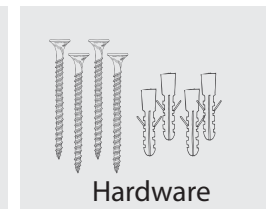
## Orion 6' Adjustable Flagpole



### Parts List

|                                    |                                       |                                     |
|------------------------------------|---------------------------------------|-------------------------------------|
| <p><b>A</b></p> <p>Section 1</p>   | <p><b>B</b></p> <p>Section 2</p>      | <p><b>C</b></p> <p>Wall Mount</p>   |
| <p><b>E</b></p> <p>Gold Finial</p> | <p><b>F</b></p> <p>Flag Clips (2)</p> | <p><b>G</b></p> <p>3x5 USA Flag</p> |

*The New 6' Orion Wall Mount Flagpole is built from the highest quality materials. 1.5" diameter aluminum pole, stainless steel flag clips, High strength 180 degree adjustable mount and includes our premium 3'x5' sewn and embroidered USA flag. The Orion also carries our double-sided "Honoring Our Veterans" Badging. It is the perfect accessory to every home.*

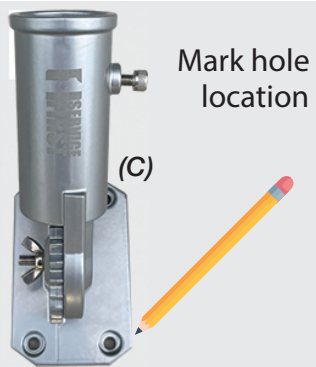


## Installing your Flagpole

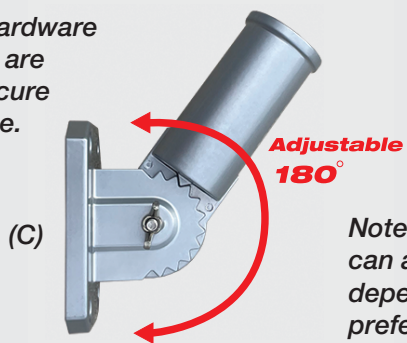
A complete installation video is available at [www.ServiceFirstProducts.com](http://www.ServiceFirstProducts.com).

**1** Choose the location you wish to install your Flagpole. Make sure the installation location is sturdy and can support the weight and stress of a flagpole.

**2** Using the Flagpole Mount (C) as a template mark the location of the 4 screws using a pencil. Use a level if necessary to make sure the mount is perfectly vertical. Depending on the material you are installing on, decide whether using anchors are necessary. Your kit includes basic expansion anchors, however these may not be appropriate depending on the surface you are installing the flagpole on. For individual installation questions and different anchor options please visit your local hardware store or consult a professional.



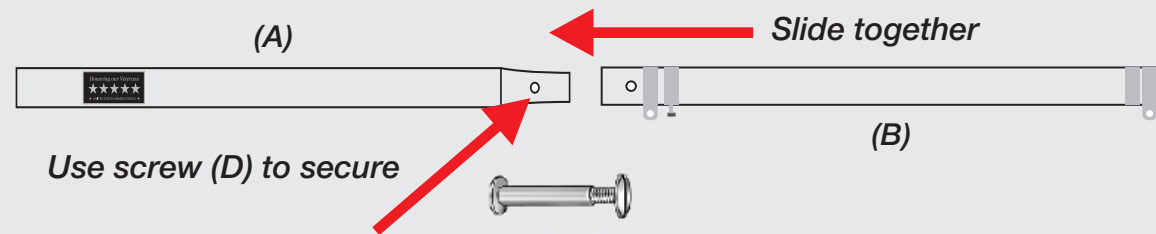
**3** Choose the proper hardware for the material you are installing on and secure mount to the surface.



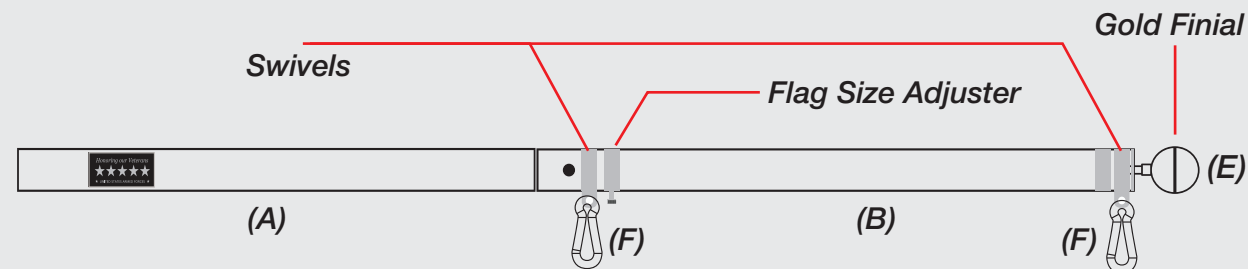
Note: the flagpole mount can adjust 180 degrees depending on your preference.

**4** Build your flagpole..

Connect Sections (A) and (B). Use screw (D) to secure the pieces together



**5** Install Flag Clips (F) to the swivels on the pole. Install the Gold Finial (E) to the top of your pole. Your Orion Flagpole comes with a sewn & embroidered 3x5 USA Flag (G). Clip this Flag to the pole using the Flag Clips (F).




5 Use the Flag Size Adjuster to hold the bottom of the 3x5' Flag in place. Different Flags will have slightly different dimensions. The Size adjuster will allow you to compensate for these variables. **\*\*IMPORTANT\*\*** Do not set the Adjuster position too snug. If the flag is too tight it will not swivel properly and the flag will tangle. If you find your flag tangling occasionally, loosen the Flag Size Adjuster slightly.

6 Take your completed Orion flagpole and slip it into your previously installed mount (C). Adjust the angle of the mount as preferred. Tighten the set screw on the side of the flagpole mount to keep the flagpole in place.

Classic 45° angle

Straight 80° angle



**NEW**

Light your Flag correctly with our new Solar Light designed exclusively for your Orion Wall Mount Flagpole.

Available now at [www.ServiceFirstProducts.com](http://www.ServiceFirstProducts.com)



## Other Flagpole Accessories Available



*Flash Collar*

Give your flagpole that perfect finishing look. Covers concrete base.



*Flag Tether & Weight*

Allows you to fly a flag at half staff, reduces stress on the flagpole and gives you a nice clean look.



*Flagpole Adapter*

Allows you to keep an existing 2" ground sleeve while upgrading the flagpole to a 3" design. No tearing out concrete.



*Deck Mount*

Allows you mount your flagpole to a flat surface.



*Gold Eagle finial*

The perfect finial for your flagpole.



*Additional Flags*

We carry hundreds of different flags including state, political, military, sports teams and more.



*Solar Lights*

Achieve the perfect light for your flagpole without hard wiring a lighting system. Charges by day and automatically lights at night.



*Hitch Mount*

Take your flagpole on the go with our Hitch mount. Fits 2"- 3" Flagpoles

[www.ServiceFirstProducts.com](http://www.ServiceFirstProducts.com)

T: 385-985-7244 e: [Contact@weareservicefirst.com](mailto:Contact@weareservicefirst.com)