

# Ozone Booklet Guide

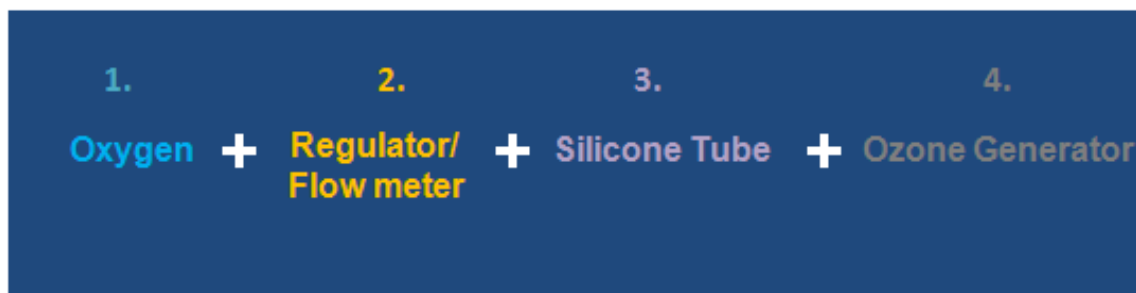
In this booklet, you will have the following information:

Ozone system setup basic kit	Sinus insufflations kit	Cupping kit
Ear insufflation kit	Ozone body bag kit	Rectal insufflation kit
Ozonated water/oil kit	Vaginal/Penis insufflation kit	Male/female urological kit
Ozone dental kit	Major autohemotherapy kit	Minor autohemotherapy kit
Ozone Saline drip kit	Ozone joint injection kit	

Remark: for the above video setup guide, please contact your supplier.

## ● Ozone system setup basic kit

To setup the ozone system, basically you would need:



### Ozone generator

This should be a pure oxygen fee ozone generator with optional concentration, the wide concentration range, the better for different therapy.

### Oxygen cylinder / oxygen concentrator

Use medical grade oxygen if you are using oxygen cylinder or if it is hard to find a cylinder and get oxygen in your place, an oxygen concentrator would be another option.

### Oxygen regulator/flowmeter

This part is for flow setting so that you can get the ozone concentration you need.

You need to have a 0-4LPM regulator when use cylinder.

When use concentrator, would be better if the concentrator built-in a 0-1.5PLM flowmeter, if your concentrator higher capacity than 1.5L, you would need an extra 0-1.5LPM flowmeter between ozone generator and oxygen concentrator.

### Silicone tube

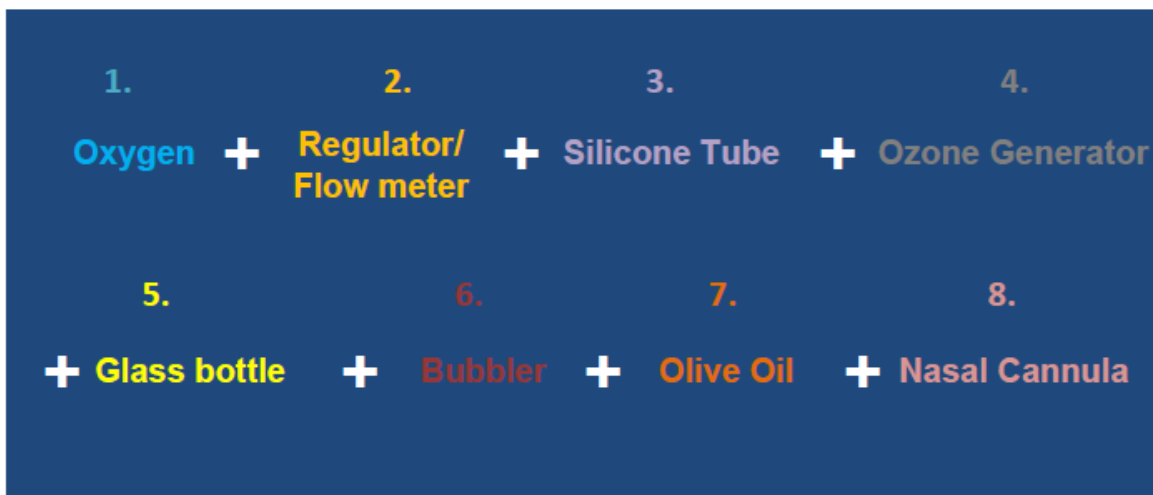
This is for system connection purpose.

## ● Sinus insufflations kit

Breath ozone which bubble through olive oil. When ozone is bubbled through oil , it creates ozonides or LOPs, lipid oxidation products. Those molecules retain the therapeutic properties of ozone without damaging the lungs. It's safe to inhale from an ozone oil bubbling device for this reason .Breathing ozonated olive oil, or BOOO, can help with a wide range of respiratory issues like asthma, COPD, bronchitis, or congested sinuses.

Concentration	Time
10-20 ug/ml	5-15mins

You need:



### Glass bottle

A glass type bottle is good to observe the status of oil , sometimes people need an extra bottle to store the oil incase it flow back from the oil bottle.

### Bubbler

To create oil bubbles.

### Olive oil

This is recommended cause people can get it easily.

### Nasal cannula

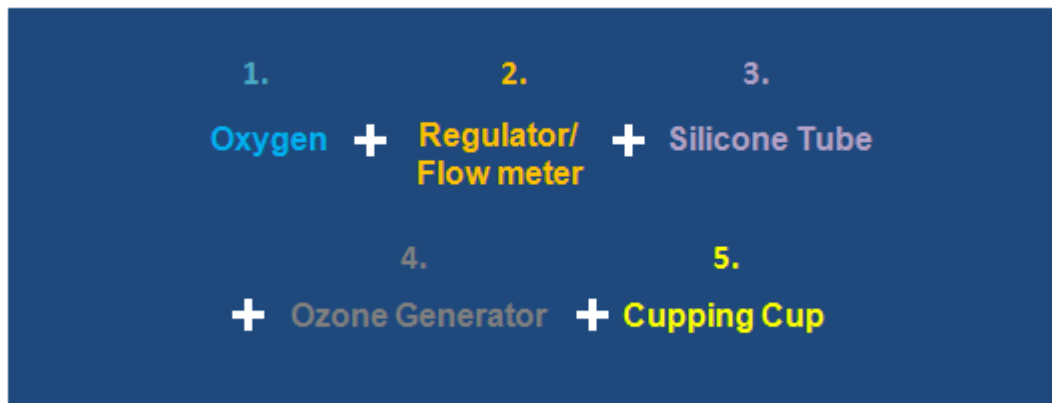
Make sure it is silicone material.

## ● Cupping kit

The ozone cupping therapy is mainly use for skin infection. It is an ideal solution for the body area where difficult to reach during would healing process and non-toxic. For better seal, you can lightly wet the area under the cup.

Concentration	Time
40-50 ug/ml	10-15mins

You need:



### Cupping cup

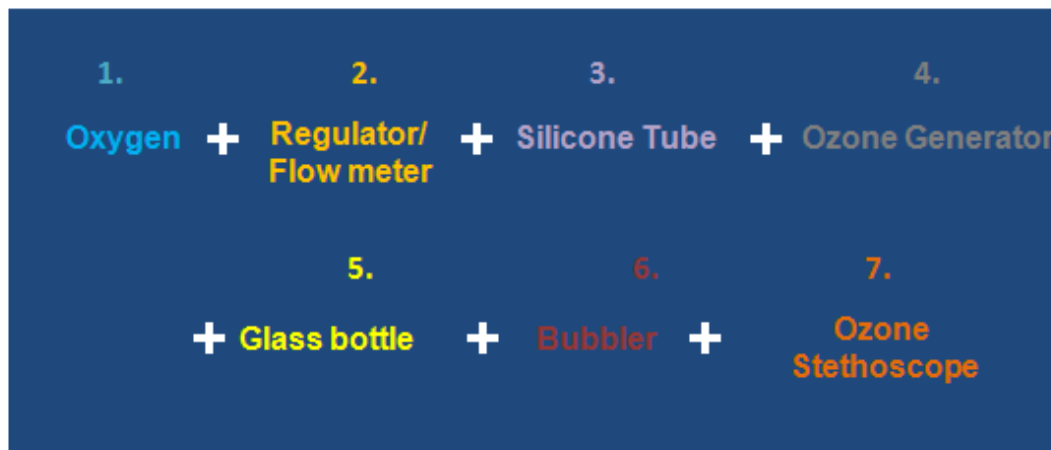
There are glass and PC material cup available with different size, you can use them for joint, face , chest and so on.

## ● Ear insufflation kit

The ear insufflations is useful for ear infection, pathogens , mold toxicity, lyme disease, etc, it is necessary to healing and repairing. It would be a better solution to do the ear insufflations in a moist condition to reduce irritation and drainage, with a glass of water with bubbler is a simple method to assist the treatment and it is a good idea have a fan blowing the ozone smell away from your face. To fully saturate the water with ozone, please run the system on for 5 mins before start the insufflation so that make sure it does not lessen the amount of ozone.

Concentration	Time
20-40 ug/ml	5mins

You need:



### Ozone stethoscope

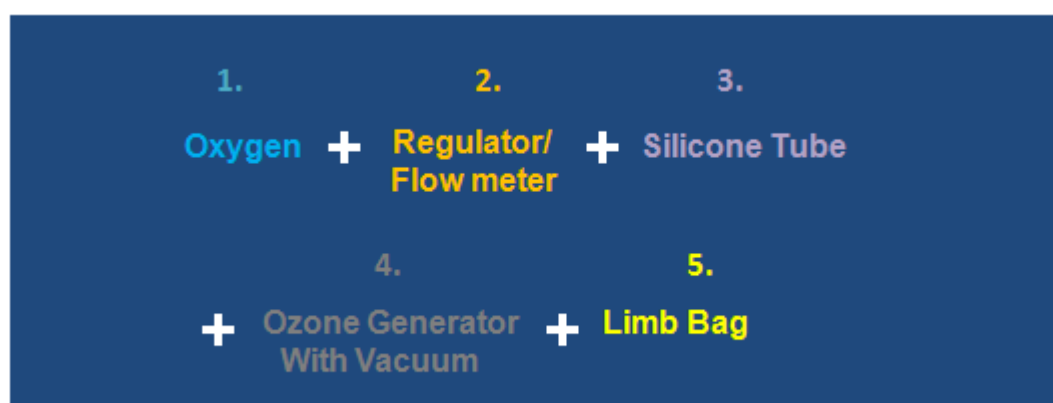
This is a DIY modified stethoscope for ozone treatment.

### ● Ozone body bag kit

Limb bagging with ozone is good for any condition involving an arm, leg, foot , such as a non-healing wound, an infection, trauma, or a rash, diabetes foot ulcers, gangrene, bed sores, burns. Dampen the arm or leg lightly with some water and then place the arm or leg into the bag. In this method ozone kills any bacteria , viruses, fungus, or molds infecting the open wound, increase blood flow to the wound, and stimulates the healing process. After treatment the bag will still contain high concentration ozone, please suck the ozone by a vacuum pump for safety reason.

Concentration	Time
40-50 ug/ml	10-15mins

You need:



### Limb bag

Our limb bag is made of silicone material, with seal and the inlet/outlet port, reuse type, 100% ozone resistant, can use for your arm, leg and foot.

## Vacuum

Our system has vacuum function already, if your ozone generator no this function, need to get an external vacuum pump.

## ● Rectal insufflation kit

This treatment is valuable for individuals suffering from illnesses or diseases that originate within the gut, colon or liver. It can treat the root of the issue, providing complete relief instead of temporary relief from the symptoms one is experiencing. Ozone is quickly and easily absorbed through the wall of the colon in this way. Moreover, it can enter the bloodstream where it flows throughout the entire body.

It can:

Decreases toxins found in the gut and body;

Boosts the immune system and immune response;

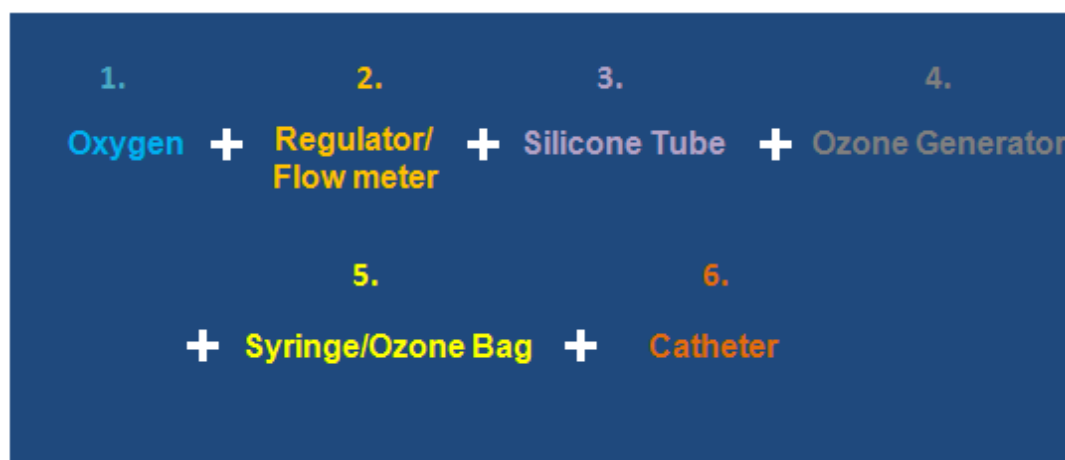
Restores gut health and function to an optimal state;

Reduces chronic inflammation throughout the body;

Kills bacteria, parasites, virus and yeast.

Concentration	Time
20-50 ug/ml	1-3mins

You need:



## Syringe

Use syringe is the an easy way to do the treatment, a 200cc syringe is recommended.

## Ozone bag

Use ozone bag is another way to infuse ozone into the colon instead of use syringe. This way need to fill ozone in the bag first, bag can fill more ozone than syringe.

## Catheter

The bigger size of catheter, the better result, silicone material is highly recommended. Make sure lubricant applies at the end of catheter 10cm long before go into the colon.

## ● Ozonated water/oil kit

Water: When ozone mix in water it diluted thoroughly and highly purifiers the water, as it is soluble in water, it maintain its tri-oxygen identity. The benefits of ozonated water:

Kills virus, bacteria, fungi and algae on contact;

Breakdown harmful synthetic chemical into less dangerous molecules;

Purifiers the blood by rupturing the cell wall of the microorganisms;

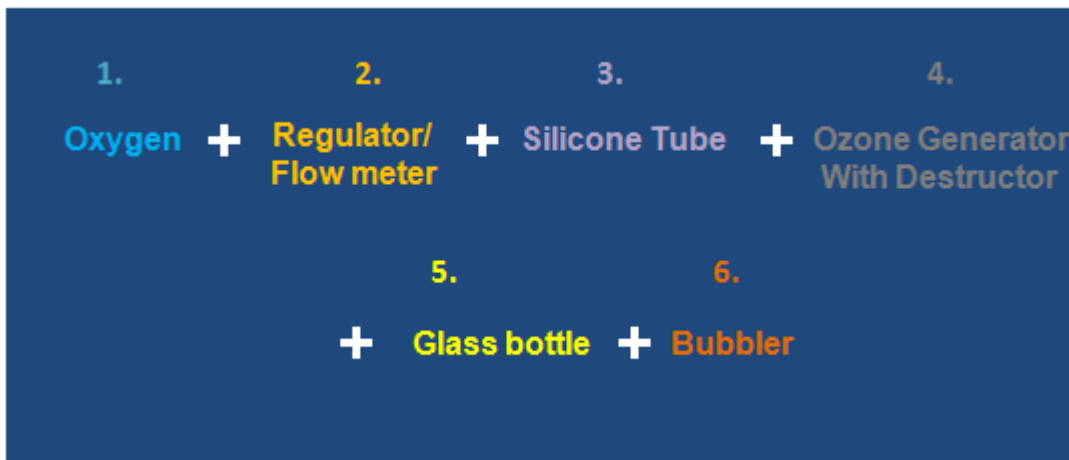
Kills some cancer cells, slows tumor growth, and may stop the spread of cancer;

Boosts the immune system.

Oil: Ozonated oil is made by using pure plant, due to prolong ozonation, it results in the formation of year in refrigerator. Once oil is ozonated completely, it will turn into a nearly clear, gel substance. Ozonized oil helps in controlling bleeding, disinfecting the lesion, inhibiting the proliferation of potentially infective organisms, improving metabolism, stimulatory tissue regeneration.

	Concentration	Time
Water	50-75 ug/ml	5-10mins
Olive oil	70-100 ug/ml	100-200 hrs

You need:



### **Destructor**

The usage of ozone destructor is destroy the unused ozone when bubbling the water or oil, so you can smell ozone as less as possible. When ozone flow into the catalyst, will convert to oxygen,

### **Bubbler**

For water: a simple and cheap diffuser stone is acceptable to saturate water.

For oil: the smaller bubbles, the better result, ideal bubbler is titanium diffuser for small amount of oil , it will mix ozone with oil in a shorter time.

## ● Vaginal/Penis insufflation kit

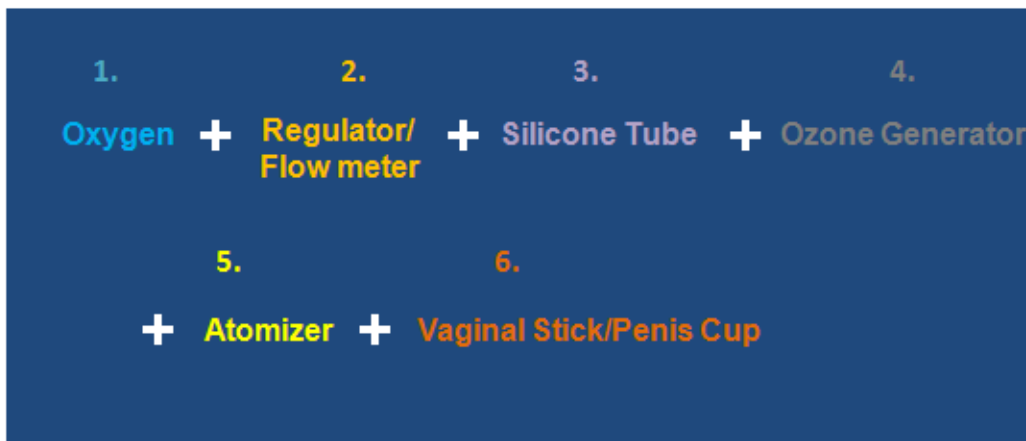
Gynecology: Instead of use dry ozone into vaginal, we recommend ozone mist cause dry ozone will

damage the vaginal mucosa, causing pain and itching. Ozone mist is more gentle and cover the patient's reproductive are by fumigation. It can relief from yeast infections and various sexually transmitted diseases including herpes. This method is used to help female problems of all kinds-from endometriosis to thrush. It is capable for any vaginal, uterine, ovarian or lower abdominal problem, including pelvic inflammatory diseases, fibroids, etc.

Andrology: The ozone mist is clean the penis surface infection, It has a significant therapeutic effect on various acute and chronic genital inflammations, such as bacterial, gonococcal, fungal, genital herpes, eczema, candida infection, urethritis, balanitis, etc.

Concentration	Time
20-30 ug/ml	5-15mins

You need:



**Atomizer**

This is a special bottle to transfer ozone gas to mist via fresh water.

**Vaginal stick**

There are 7 holes at the head to allow ozone mist out. This is a single use consumables, put some lubricant at the head before go into vaginal.

**Penis cup**

It is silicon made, ozone resistant material, use on the surface of penis.

● **Male/female urological kit**

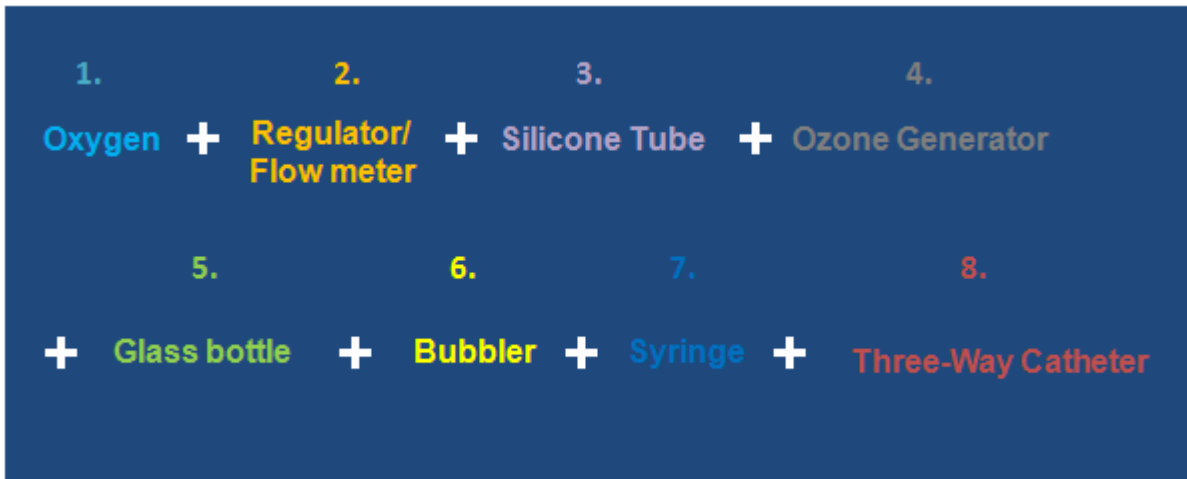
The main purpose is to cure male and female cystitis, and prostatitis for man. The intravesical use of ozonated crystalloids produces a well-manifested sanative and anti-inflammatory effect by suppressing the growth or considerably decreasing the concentration (colony-forming units/ml) of enterococcus, Proteus, coli bacillus and completely eliminating dysuria disturbances. It is 100% healing of primary

infectious focus, diffuse, acute and chronic cystitis. A decrease in dysuria disturbances, disappearance of pain sensations, improvement of general state, increase in workability.

For prostatitis ,one of the most promising method for suppression of bacterial aggression and elimination of pathological state is the use of medical ozone.

Concentration	Time
50 ug/ml (ozone water)	5-15mins

You need:



### Syringe

5-10ml -50ml syringe are needed.

### Ozone water (Some people use saline water)

Mix ozone into the fresh water before infuse into genitals

### Three-way catheter

Fr 12 size, 3 ways recommended.

## ● Ozone dental kit

Ozone gas: Ozone dental therapy is a holistic treatment that significantly reduces the presence of oral bacteria. This is a minimally invasive alternative that wards off the advance of developing tooth decay. With ozone dental therapy, the damaging bacteria that break down tooth enamel, leading to decay, are eradicated by altering the oral environment.

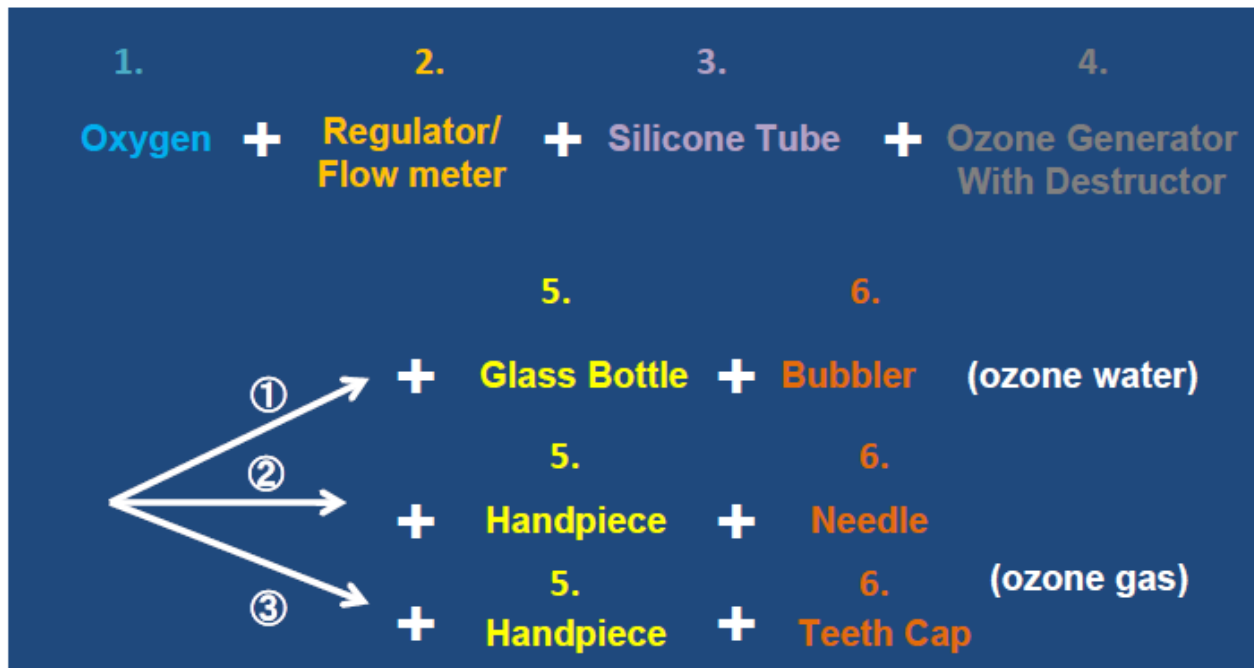
Ozone dental therapy works to disinfect and prevent common dental issues with the administration of ozone gas. The negative charge of the ozone is naturally attracted to areas of inflammation and infection. When a cavity is exposed to ozone gas, which not only kills the bacteria surrounding the tooth, but alters the environment so the bacteria is unable to flourish. The bacteria that live in your mouth thrive on acidity. Ozone neutralizes oral acidity, altering pH levels, so damaging oral bacteria is eradicated, leading to a healthier mouth and teeth.



Ozonated water: It is strongly inhibited accumulation of experimenter dental plaque in vitro. Ozone destroys this niche in which acid loving bacteria grow. Ozone also destroys the protein coat over the lesion, which effectively protect the niche. Ozonized water can offer an efficient non antibiotic agent for the control of microorganism prior to replantation of contaminated avulsed teeth.

Concentration	Time
1-10 ug/ml (ozone gas)	10-30s
5-20 ug/ml (ozone water)	5-10 mins

You need:



### Handpiece

This is a metal stick to hold in hand for easier to operate when do treatment

### Needle

You can use a normal needle to inject ozone around gums or a root canal needle to fill ozone into the root canal.

### Teeth cap

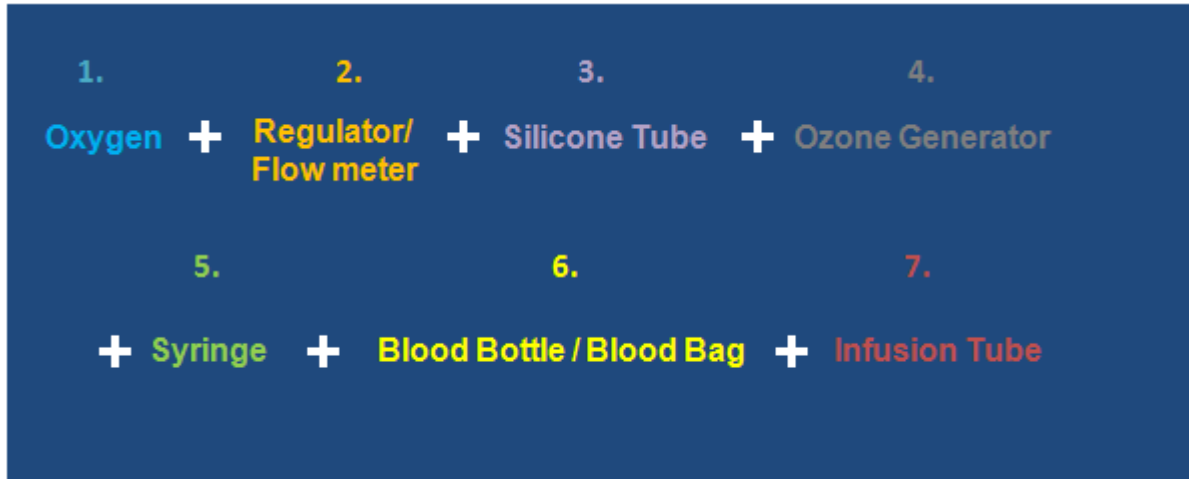
It is designed to cover a teeth and teeth is surrounded by ozone gas.

## ● Major autohemotherapy kit

Ozone is a compound that contains three oxygen molecules. When administered in our body it super-oxygenates the blood causing increased production of the enzymes that form antioxidants and improved mitochondrial function. Ozone stimulates oxygenation, improves energy production and metabolism, modulates our immune system, and acts as a direct antimicrobial agent (useful in treating bacteria, viral, parasitic and fungal infections). Through these processes ozone decreases the ailments of aging and degenerative diseases.

Concentration	Time
20-60 ug/ml	5-10mins

You need:



**Syringe**

100-200ml syringe , to inject ozone into the blood

**Blood bottle/blood bag**

To store 100-200ml blood each time

**Infusion tube**

Just a standard type in the market

● **Minor autohemotherapy kit**

Ozone Minor Autohemotherapy is very safe with almost no negative side effects, and allows ozone dosage range to vary from very low to very high. It is recommended, either as stand only treatment or in combination with other forms of ozone therapy for a rather large number of diseases and conditions.

It is effectively used for:

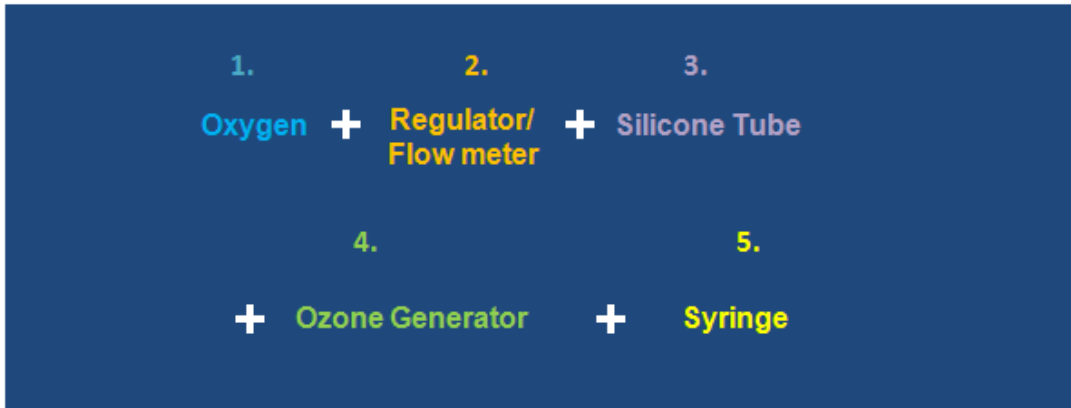
As an auto vaccine in psoriasis, dermatitis, eczema, acne vulgaris, allergies and furunculosis ;

As an adjuvant in cancer or in other chronic debilitating pathologies;

Good for Rheumatoid arthritis, Herpes infections, Herpes zoster, Post herpetic neuralgia.

Concentration	Time
5-40 ug/ml	30S

You need:



**Syringe**

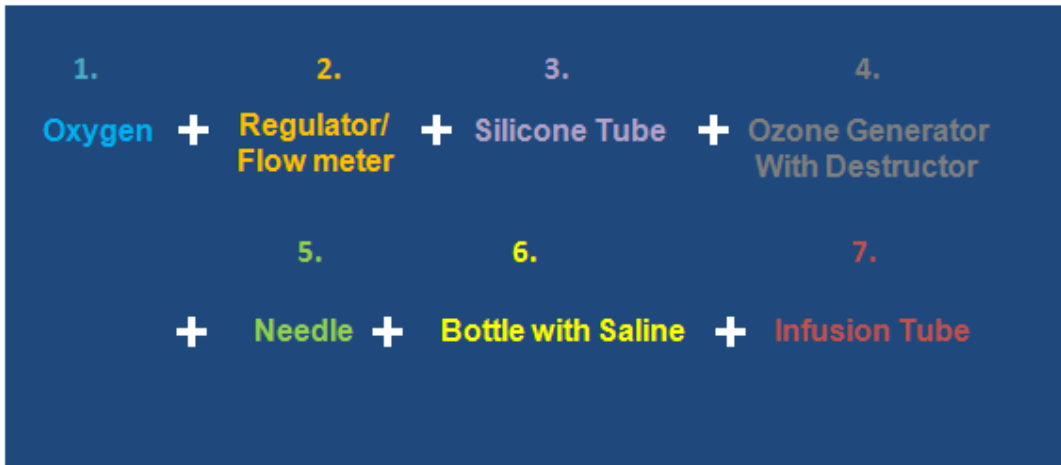
You need a 10ml syringe to draw the blood and inject it back, and another 10ml syringe to take ozone and mix with the blood

● **Ozone saline drip kit**

This is one of the Intravenous (IV) ozone therapy method, to fill the void for patients who don't have access or can't use DIV and major-autohemotherapy. ozonated saline for clinical applications such as treating disease-causing microorganisms in the blood, rheumatic diseases, inflammatory conditions, and degenerative diseases like arteriosclerosis, diabetes, and cancer. Low dose ozone saline is more safer.

Concentration	Time
8-24 ug/ml	15-30mins

You need:



**Needle**

Need 2 needles for the saline in different size, one for bubble ozone into saline , the other one connect to destructor .

**Bottle with saline**

Glass bottle type is better for treatment.

### Infusion tube

Standard one in the market.

## ● Ozone joint injection kit

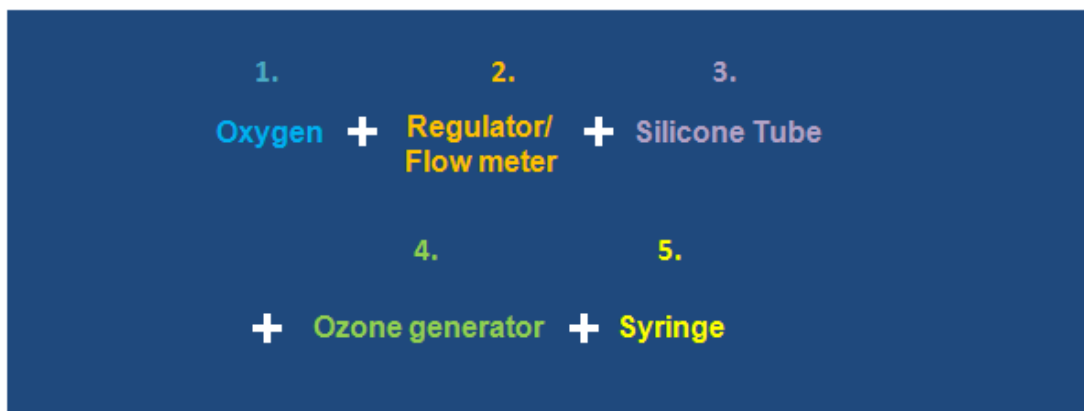
The use of ozone therapy has been much more effective than medication therapy in patients with temporomandibular joint disorder and high pain scores. Ozone can relieve pain and increases the maximum voluntary interincisal mouth opening values. Ozone gas promotes new cartilage growth as well as reduce inflammation.

Ozone therapy also had analgesic and anti-inflammatory effects in treating disk herniation that utilizes ozone gas, along with other therapeutic substances to stimulate healing and reduce pain in injured soft tissues and joints.

Therapeutic injections of ozone into soft tissue structures, such as muscles, tendons, and ligaments as well as arthritic joints for the relief of pain

Concentration	Time
20-40 ug/ml	30S

You need:



Note:

1. The concentration is a recommendation only, you need to optimize concentration and time based on the real situation;
2. We can offer the system operation , but not the ozone therapy treatment cause we are not qualified and not doctor;
3. Please listen to your doctor advise before do any ozone therapy;
4. Please let licensed personnel to operate for some treatment.

Feel free to contact us if you are interested in our ozone therapy kit product.

APRUIO

Email: [info@apruio.com](mailto:info@apruio.com)

Mobile/Whatsapp:0086-1371 5076 653