



Signature  
Streetscapes  
Decorative Solutions for Communities

**EMPIRE**  
ASSEMBLY SERIES

## POSTS

10' 0"

**\$144.00**

12' 0"

**\$172.00**

13' 6"

**\$200.00**



**4" x 4" SQUARE**

POST  
PROFILE

**10'-0", 12'-0" or 13'-6" LENGTH**

WALL THICKNESS: .125  
EXTRUDED ALUMINUM: ALLOY 6063

## FINIALS FOR 4" x 4" POLE



**BALL**

**FN-0144**

**\$34.00**

**FN-0144\***

HEIGHT: 5.00" WIDTH: 4.25"  
CAST ALUMINUM: ALLOY 356

**CORINTHIAN COLUMN**

**FN-TH10**

**\$39.00**

**FN-TH10\***

HEIGHT: 1.25" WIDTH: 6.00"  
CAST ALUMINUM: ALLOY 356

**IMPERIAL**

**FN-TH10**

**\$42.00**

**FN-1244\***

HEIGHT: 2.25" WIDTH: 5.50"  
CAST ALUMINUM: ALLOY 356

*\* fastens with (3) 1/4-20 x 3/8" stainless steel set screws provided*

## BASES FOR 4" x 4" POLE

**EMPIRE 24" TALL**

**BS-44J-24**

**\$250.00**



**BS-44J-24\***

**SOLID (1 pc.)**

HEIGHT: 24.00"  
WIDTH: 11.00"  
CAST ALUMINUM: ALLOY 356

**EMPIRE 36" TALL**

**BS-44J-36**

**\$275.00**



**BS-44J-36\***

**SOLID (1 pc.)**

HEIGHT: 36.00"  
WIDTH: 11.00"  
CAST ALUMINUM: ALLOY 356

*\* fastens with (3) 1/4-20 x 3/8" stainless steel set screws provided*

## CLASSIC BLADE TRIMS



6" UPPERCASE - 4.35" LOWERCASE

**SIGN SIZE: 36" x 9"**

FITS SIGN THICKNESS: .080  
EXTRUDED ALUMINUM FRAME: ALLOY 6063  
CAST ALUMINUM BRACKET: ALLOY 356

Trim Prices Do Not Include Printed Blade  
**36" x 9" HIP Reflective Street Blade - HI-69 \$100.00**

**NO SCROLL**

**\$135.00**

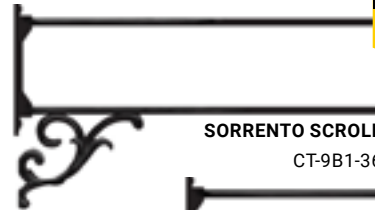


**NO SCROLL**

CT-9A-36

**WITH SCROLL**

**\$180.00**



**SORRENTO SCROLL**

CT-9B1-36



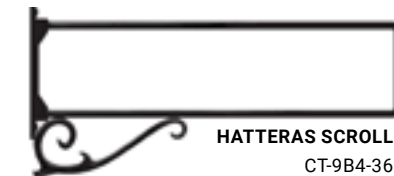
**IVY SCROLL**

CT-9B2-36



**BELLFLOWER SCROLL**

CT-9B3-36



**HATTERAS SCROLL**

CT-9B4-36

## PADDLE TRIMS

**9" PADDLE TRIM**

**CT-9C**

**\$110.00**



**SIGN SIZE: 9" x 9"**

FITS SIGN THICKNESS: .080  
EXTRUDED ALUMINUM FRAME: ALLOY 6063  
CAST ALUMINUM BRACKET: ALLOY 356

Price Above Does Not Include Printed Paddle  
**9" x 9" Paddle Insert - EG-09 \$50.00**

## SIGN FRAMES

### EXTRUDED ALUMINUM SIGN FRAMES

STANDARD HOLE PUNCH  
2" WIDE EXTRUDED ALUMINUM ALLOY #6063  
GLOSS BLACK POWDER COAT

#### STOP SIGN FRAMES



24"

\$158.00

30"

\$165.00

#### SQUARE SIGN FRAMES



24"

\$132.00

30"

\$145.00

#### RECTANGLE SIGN FRAMES



18" x 24"

\$125.00

24" x 30"

\$160.00

#### YIELD SIGN FRAMES



24"

\$132.00

30"

\$150.00

#### DIAMOND SIGN FRAMES



24"

\$132.00

30"

\$145.00

## TRAFFIC SIGNS

More MUTCD sign options available,  
call for assistance: 1-800-705-1446

### REFLECTIVE TRAFFIC SIGNS

HIGH INTENSITY PRISMATIC (HIP) REFLECTIVE  
STANDARD HOLE PUNCH  
THICKNESS: .080 ALUMINUM

#### STOP SIGN: R1-1



24"

\$55.00

30"

\$81.00

#### DO NOT ENTER SIGN: R5-1



24"

\$56.00

30"

\$65.00

#### SPEED SIGN: R2-1 *Specify Speed*



18" x 24"

\$48.00

24" x 30"

\$62.00

#### YIELD SIGN: R1-2



24"

\$40.00

30"

\$49.00

#### PEDESTRIAN CROSSING SIGN: W11-2



24"

\$56.00

30"

\$65.00

# STREET BLADE SIGN ASSEMBLY

ITEM ID: ASSEMBLY-EMP1 | DRAWING: EMP1

STARTING AT:

**\$726.00**



## 4" x 12'-0" POLE:

4" x 4" SQUARE POLE  
WALL THICKNESS: .125  
EXTRUDED ALUMINUM: ALLOY 6063



## FINIAL: FN-1044

BALL FINIAL FOR 4" x 4" POLE  
HEIGHT: 5.00"  
WIDTH: 4.25"  
CAST ALUMINUM: ALLOY 356

\* fastens with (3) 1/4-20 x 3/8" stainless steel set screws provided



## BASE: BS-44J-24

EMPIRE BASE (1 pc.)  
FITS 4" x 4" POLE  
HEIGHT: 24.00"  
WIDTH: 11.00"

CAST ALUMINUM: ALLOY 356

\* fastens with (3) 1/4-20 x 3/8" stainless steel set screws provided

## SIGN TRIM: CT-9A (x2)



CLASSIC SIGN TRIM  
SIGN SIZE: 36" x 9"

FITS SIGN THICKNESS: .080

EXTRUDED ALUMINUM FRAME: ALLOY 6063

CAST ALUMINUM BRACKET: ALLOY 356

SCROLL OPTION: NONE

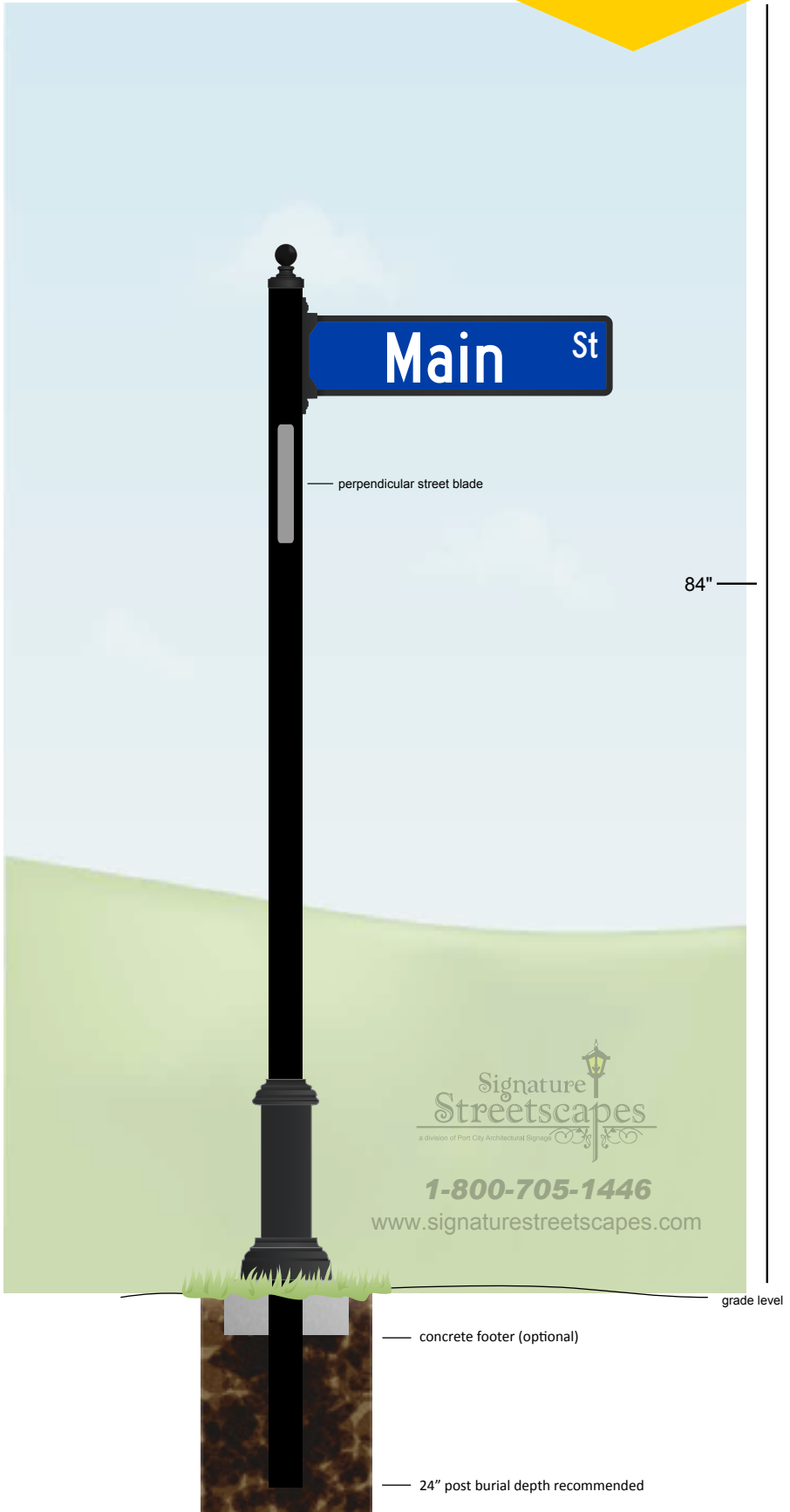
**PRICE DOES NOT INCLUDE SIGN**

HI-69 - 36" x 9" Reflective Street Name Sign - \$100.00



## POWDER COAT COLOR

TIGER DRYLAC: BENGAL GLOSS BLACK



# STOP SIGN & STREET SIGN ASSEMBLY

ITEM ID: ASSEMBLY-EMP2 | DRAWING: EMP2

STARTING AT:

**\$912.00**



## 4" x 13'-6" POLE:

4" x 4" SQUARE POLE  
WALL THICKNESS: .125  
EXTRUDED ALUMINUM: ALLOY 6063



## FINIAL: FN-1044

BALL FINIAL FOR 4" x 4" POLE  
HEIGHT: 5.00"  
WIDTH: 4.25"  
CAST ALUMINUM: ALLOY 356

\* fastens with (3) 1/4-20 x 3/8" stainless steel set screws provided



## BASE: BS-44J-24

EMPIRE BASE (1 pc.)  
FITS 4" x 4" POLE  
HEIGHT: 24.00"  
WIDTH: 11.00"  
CAST ALUMINUM: ALLOY 356

\* fastens with (3) 1/4-20 x 3/8" stainless steel set screws provided



## SIGN FRAME

24" STOP SIGN: SF-SS02  
STANDARD HOLE PUNCH  
2" WIDE EXTRUDED  
ALUMINUM ALLOY #6063

**PRICE DOES NOT INCLUDE SIGN**  
R1-1-24: 24" Reflective Stop Sign - \$55.00

## SIGN TRIM: CT-9A (x2)




CLASSIC SIGN TRIM  
SIGN SIZE: 36" x 9"  
FITS SIGN THICKNESS: .080  
EXTRUDED ALUMINUM FRAME: ALLOY 6063  
CAST ALUMINUM BRACKET: ALLOY 356  
SCROLL OPTION: NONE

**PRICE DOES NOT INCLUDE SIGN**  
HI-69 - 36" x 9" Reflective Street Name Sign - \$100.00



## POWDER COAT COLOR

TIGER DRYLAC: BENGAL GLOSS BLACK



concrete footer (optional)

24" post burial depth recommended

Signature  
Streetscapes  
a division of Port City Architectural Signage

1-800-705-1446

www.signaturestreetscapes.com



# STREET BLADE & PADDLE SIGN ASSEMBLY

ITEM ID: ASSEMBLY-EMP3 | DRAWING: EMP3

STARTING AT:

**\$946.00**



## 4" x 12'-0" POLE:

4" x 4" SQUARE POLE  
WALL THICKNESS: .125  
EXTRUDED ALUMINUM: ALLOY 6063



## FINIAL: FN-1044

BALL FINIAL FOR 4" x 4" POLE  
HEIGHT: 5.00"  
WIDTH: 4.25"  
CAST ALUMINUM: ALLOY 356

\* fastens with (3) 1/4-20 x 3/8" stainless steel set screws provided



## BASE: BS-44J-24

EMPIRE BASE (1 pc.)  
FITS 4" x 4" POLE  
HEIGHT: 24.00"  
WIDTH: 11.00"

CAST ALUMINUM: ALLOY 356

\* fastens with (3) 1/4-20 x 3/8" stainless steel set screws provided

## SIGN TRIM: CT-9A (x2)



CLASSIC SIGN TRIM  
SIGN SIZE: 36" x 9"

FITS SIGN THICKNESS: .080  
EXTRUDED ALUMINUM FRAME: ALLOY 6063  
CAST ALUMINUM BRACKET: ALLOY 356  
SCROLL OPTION: NONE

**PRICE DOES NOT INCLUDE SIGN**

HI-69 - 36" x 9" Reflective Street Name Sign - \$100.00



## 9" PADDLE: CT-9C (x2)

SIGN SIZE: 9" x 9"  
FITS SIGN THICKNESS: .080  
EXTRUDED ALUMINUM FRAME: ALLOY 6063  
CAST ALUMINUM BRACKET: ALLOY 356

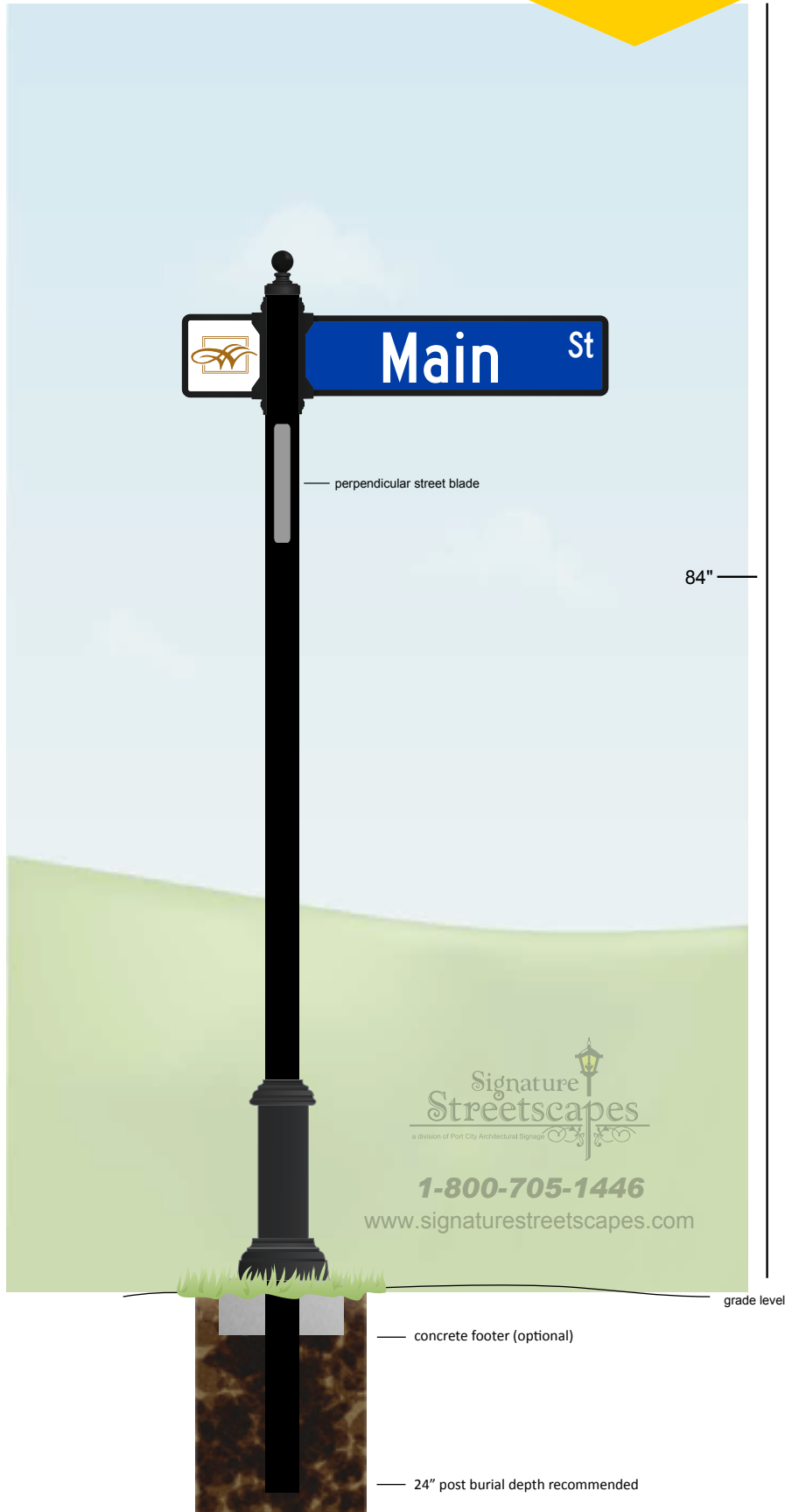
**PRICE DOES NOT INCLUDE SIGN**

EG-09 - 9" x 9" Reflective Paddle Insert - \$50.00



## POWDER COAT COLOR

TIGER DRYLAC: BENGAL GLOSS BLACK



concrete footer (optional)

24" post burial depth recommended

Signature Streetscapes  
a division of Port City Architectural Signage

1-800-705-1446

www.signaturestreetscapes.com

# STREET BLADE, PADDLE & STOP SIGN ASSEMBLY

ITEM ID: ASSEMBLY-EMP4 | DRAWING: EMP4

STARTING AT:

**\$1,132.00**



## 4" x 13'-6" POLE:

4" x 4" SQUARE POLE  
WALL THICKNESS: .125  
EXTRUDED ALUMINUM: ALLOY 6063



## FINIAL: FN-1044

BALL FINIAL FOR 4" x 4" POLE  
HEIGHT: 5.00"  
WIDTH: 4.25"  
CAST ALUMINUM: ALLOY 356

\* fastens with (3) 1/4-20 x 3/8" stainless steel set screws provided



## BASE: BS-44J-24

EMPIRE BASE (1 pc.)  
FITS 4" x 4" POLE  
HEIGHT: 24.00"  
WIDTH: 11.00"

CAST ALUMINUM: ALLOY 356

\* fastens with (3) 1/4-20 x 3/8" stainless steel set screws provided



## SIGN FRAME

24" STOP SIGN: SF-SS02  
STANDARD HOLE PUNCH  
2" WIDE EXTRUDED  
ALUMINUM ALLOY #6063

**PRICE DOES NOT INCLUDE SIGN**  
R1-1-24: 24" Reflective Stop Sign - \$55.00

## SIGN TRIM: CT-9A (x2)



CLASSIC SIGN TRIM  
SIGN SIZE: 36" x 9"

FITS SIGN THICKNESS: .080

EXTRUDED ALUMINUM FRAME: ALLOY 6063

CAST ALUMINUM BRACKET: ALLOY 356

SCROLL OPTION: NONE

**PRICE DOES NOT INCLUDE SIGN**

HI-69 - 36" x 9" Reflective Street Name Sign - \$100.00



## 9" PADDLE: CT-9C (x2)

SIGN SIZE: 9" x 9"

FITS SIGN THICKNESS: .080

EXTRUDED ALUMINUM FRAME: ALLOY 6063

CAST ALUMINUM BRACKET: ALLOY 356


**PRICE DOES NOT INCLUDE SIGN**

EG-09 - 9" x 9" Reflective Paddle Insert - \$50.00



## POWDER COAT COLOR

TIGER DRYLAC: BENGAL GLOSS BLACK



# BELFLOWER SCROLL TRIM ASSEMBLY

ITEM ID: ASSEMBLY-EMP5 | DRAWING: EMP5

STARTING AT:

**\$816.00**



## 4" x 12'-0" POLE:

4" x 4" SQUARE POLE  
WALL THICKNESS: .125  
EXTRUDED ALUMINUM: ALLOY 6063



## FINIAL: FN-1044

BALL FINIAL FOR 4" x 4" POLE  
HEIGHT: 5.00"  
WIDTH: 4.25"  
CAST ALUMINUM: ALLOY 356

\* fastens with (3) 1/4-20 x 3/8" stainless steel set screws provided



## BASE: BS-44J-24

EMPIRE BASE (1 pc.)  
FITS 4" x 4" POLE  
HEIGHT: 24.00"  
WIDTH: 11.00"

CAST ALUMINUM: ALLOY 356

\* fastens with (3) 1/4-20 x 3/8" stainless steel set screws provided

## SIGN TRIM: CT-9B3 (x2)



CLASSIC SIGN TRIM  
SIGN SIZE: 36" x 9"

FITS SIGN THICKNESS: .080

EXTRUDED ALUMINUM FRAME: ALLOY 6063

CAST ALUMINUM BRACKET: ALLOY 356

SCROLL OPTION: BELFLOWER

**PRICE DOES NOT INCLUDE SIGN**

HI-69 - 36" x 9" Reflective Street Name Sign - \$100.00



## POWDER COAT COLOR

TIGER DRYLAC: BENGAL GLOSS BLACK



Signature  
Streetscapes  
a division of Port City Architectural Signs

1-800-705-1446

www.signaturestreetscapes.com

84" —

— concrete footer (optional)

— 24" post burial depth recommended

grade level



# BELFLOWER SCROLL TRIM & STOP SIGN ASSEMBLY

ITEM ID: ASSEMBLY-EMP6 | DRAWING: EMP6

STARTING AT:

**\$1,007.00**



## 4" x 13'-6" POLE:

4" x 4" SQUARE POLE  
WALL THICKNESS: .125  
EXTRUDED ALUMINUM: ALLOY 6063

## FINIAL: FN-TH10

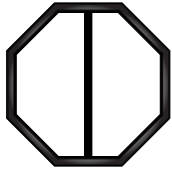


CORINTHIAN COLUMN FINIAL FOR 4" x 4" POLE  
HEIGHT: 1.25"  
WIDTH: 5.50"  
CAST ALUMINUM: ALLOY 356  
*\* fastens with (3) 1/4-20 x 3/8" stainless steel set screws provided*



## BASE: BS-44J-24

EMPIRE BASE (1 pc.)  
FITS 4" x 4" POLE  
HEIGHT: 24.00"  
WIDTH: 11.00"  
CAST ALUMINUM: ALLOY 356  
*\* fastens with (3) 1/4-20 x 3/8" stainless steel set screws provided*



## SIGN FRAME

24" STOP SIGN: SF-SS02  
STANDARD HOLE PUNCH  
2" WIDE EXTRUDED  
ALUMINUM ALLOY #6063  
**PRICE DOES NOT INCLUDE SIGN**  
R1-1-24: 24" Reflective Stop Sign - \$55.00


## SIGN TRIM: CT-9B3 (x2)



CLASSIC SIGN TRIM  
SIGN SIZE: 36" x 9"  
FITS SIGN THICKNESS: .080  
EXTRUDED ALUMINUM FRAME: ALLOY 6063  
CAST ALUMINUM BRACKET: ALLOY 356  
SCROLL OPTION: BELFLOWER  
**PRICE DOES NOT INCLUDE SIGN**  
HI-69 - 36" x 9" Reflective Street Name Sign - \$100.00

## POWDER COAT COLOR

TIGER DRYLAC: BENGAL GLOSS BLACK



# BELFLOWER SCROLL TRIM & PADDLE ASSEMBLY

ITEM ID: ASSEMBLY-EMP7 | DRAWING: EMP7

STARTING AT:


**\$1,041.00**



## 4" x 12'-0" POLE:

4" x 4" SQUARE POLE  
WALL THICKNESS: .125  
EXTRUDED ALUMINUM: ALLOY 6063

## FINIAL: FN-TH10



CORINTHIAN COLUMN FINIAL FOR 4" x 4" POLE  
HEIGHT: 1.25"  
WIDTH: 5.50"  
CAST ALUMINUM: ALLOY 356

\* fastens with (3) 1/4-20 x 3/8" stainless steel set screws provided



## BASE: BS-44J-24

EMPIRE BASE (1 pc.)  
FITS 4" x 4" POLE  
HEIGHT: 24.00"  
WIDTH: 11.00"

CAST ALUMINUM: ALLOY 356

\* fastens with (3) 1/4-20 x 3/8" stainless steel set screws provided

## SIGN TRIM: CT-9B3 (x2)



CLASSIC SIGN TRIM  
SIGN SIZE: 36" x 9"

FITS SIGN THICKNESS: .080  
EXTRUDED ALUMINUM FRAME: ALLOY 6063  
CAST ALUMINUM BRACKET: ALLOY 356

SCROLL OPTION: BELFLOWER

**PRICE DOES NOT INCLUDE SIGN**

HI-69 - 36" x 9" Reflective Street Name Sign - \$100.00



## 9" PADDLE: CT-9C (x2)

SIGN SIZE: 9" x 9"  
FITS SIGN THICKNESS: .080  
EXTRUDED ALUMINUM FRAME: ALLOY 6063  
CAST ALUMINUM BRACKET: ALLOY 356

**PRICE DOES NOT INCLUDE SIGN**

EG-09 - 9" x 9" Reflective Paddle Insert - \$50.00

## POWDER COAT COLOR

TIGER DRYLAC: BENGAL GLOSS BLACK



# BELFLOWER, PADDLE & STOP SIGN ASSEMBLY

ITEM ID: ASSEMBLY-EMP8 | DRAWING: EMP8

STARTING AT:

**\$1,227.00**



## 4" x 13'-6" POLE:

4" x 4" SQUARE POLE  
WALL THICKNESS: .125  
EXTRUDED ALUMINUM: ALLOY 6063

## FINIAL: FN-TH10



CORINTHIAN COLUMN FINIAL FOR 4" x 4" POLE  
HEIGHT: 1.25"  
WIDTH: 5.50"  
CAST ALUMINUM: ALLOY 356

\* fastens with (3) 1/4-20 x 3/8" stainless steel set screws provided



## BASE: BS-44J-24

EMPIRE BASE (1 pc.)  
FITS 4" x 4" POLE  
HEIGHT: 24.00"  
WIDTH: 11.00"  
CAST ALUMINUM: ALLOY 356

\* fastens with (3) 1/4-20 x 3/8" stainless steel set screws provided



## SIGN FRAME

24" STOP SIGN: SF-SS02  
STANDARD HOLE PUNCH  
2" WIDE EXTRUDED  
ALUMINUM ALLOY #6063

**PRICE DOES NOT INCLUDE SIGN**  
R1-1-24: 24" Reflective Stop Sign - \$55.00

## SIGN TRIM: CT-9B3 (x2)



CLASSIC SIGN TRIM  
SIGN SIZE: 36" x 9"  
FITS SIGN THICKNESS: .080  
EXTRUDED ALUMINUM FRAME: ALLOY 6063  
CAST ALUMINUM BRACKET: ALLOY 356  
SCROLL OPTION: BELFLOWER

**PRICE DOES NOT INCLUDE SIGN**  
HI-69 - 36" x 9" Reflective Street Name Sign - \$100.00




## 9" PADDLE: CT-9C (x2)

SIGN SIZE: 9" x 9"  
FITS SIGN THICKNESS: .080  
EXTRUDED ALUMINUM FRAME: ALLOY 6063  
CAST ALUMINUM BRACKET: ALLOY 356

**PRICE DOES NOT INCLUDE SIGN**  
EG-09 - 9" x 9" Reflective Paddle Insert - \$50.00

## POWDER COAT COLOR

TIGER DRYLAC: BENGAL GLOSS BLACK



# STOP SIGN ASSEMBLY

ITEM ID: ASSEMBLY-EMP9 | DRAWING: EMP9

STARTING AT:

**\$647.00**

POST  
PROFILE

## 4" x 12'-0" POLE:

4" x 4" SQUARE POLE  
WALL THICKNESS: .125  
EXTRUDED ALUMINUM: ALLOY 6063

## FINIAL: FN-1244



IMPERIAL FINIAL FOR 4" x 4" POLE  
HEIGHT: 2.25"  
WIDTH: 5.50"  
CAST ALUMINUM: ALLOY 356

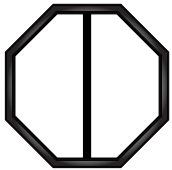
\* fastens with (3) 1/4-20 x 3/8" stainless steel set screws provided



## BASE: BS-44J-36

EMPIRE BASE (1 pc.)  
FITS 4" x 4" POLE  
HEIGHT: 36.00"  
WIDTH: 11.00"  
CAST ALUMINUM: ALLOY 356

\* fastens with (3) 1/4-20 x 3/8" stainless steel set screws provided




## SIGN FRAME

24" STOP SIGN: SF-SS02  
STANDARD HOLE PUNCH  
2" WIDE EXTRUDED  
ALUMINUM ALLOY #6063

**PRICE DOES NOT INCLUDE SIGN**  
R1-1-24: 24" Reflective Stop Sign - \$55.00

## POWDER COAT COLOR

TIGER DRYLAC: BENGAL GLOSS BLACK



# DO NOT ENTER SIGN ASSEMBLY

ITEM ID: ASSEMBLY-EMP10 | DRAWING: EMP10

STARTING AT:

**\$621.00**



## 4" x 12'-0" POLE:

4" x 4" SQUARE POLE  
WALL THICKNESS: .125  
EXTRUDED ALUMINUM: ALLOY 6063



## FINIAL: FN-1244

IMPERIAL FINIAL FOR 4" x 4" POLE  
HEIGHT: 2.25"  
WIDTH: 5.50"  
CAST ALUMINUM: ALLOY 356


\* fastens with (3) 1/4-20 x 3/8" stainless steel set screws provided



## BASE: BS-44J-36

EMPIRE BASE (1 pc.)  
FITS 4" x 4" POLE  
HEIGHT: 36.00"  
WIDTH: 11.00"  
CAST ALUMINUM: ALLOY 356

\* fastens with (3) 1/4-20 x 3/8" stainless steel set screws provided



## SIGN FRAME

24" SQUARE: SF-SQ02  
STANDARD HOLE PUNCH  
2" WIDE EXTRUDED  
ALUMINUM ALLOY #6063

**PRICE DOES NOT INCLUDE SIGN**

R5-1-24: 24" Reflective Do Not Enter Sign - \$56.00



## POWDER COAT COLOR

TIGER DRYLAC: BENGAL GLOSS BLACK



84"

grade level

— concrete footer (optional)

— 24" post burial depth recommended

Signature  
Streetscapes  
a division of Port City Architectural Signs

1-800-705-1446

www.signaturestreetscapes.com

# SPEED SIGN ASSEMBLY

ITEM ID: ASSEMBLY-EMP11 | DRAWING: EMP11

STARTING AT:

**\$614.00**

POST  
PROFILE

## 4" x 12'-0" POLE:

4" x 4" SQUARE POLE  
WALL THICKNESS: .125  
EXTRUDED ALUMINUM: ALLOY 6063

## FINIAL: FN-1244



IMPERIAL FINIAL FOR 4" x 4" POLE  
HEIGHT: 2.25"  
WIDTH: 5.50"  
CAST ALUMINUM: ALLOY 356

\* fastens with (3) 1/4-20 x 3/8" stainless steel set screws provided



## BASE: BS-44J-36

EMPIRE BASE (1 pc.)  
FITS 4" x 4" POLE  
HEIGHT: 36.00"  
WIDTH: 11.00"  
CAST ALUMINUM: ALLOY 356

\* fastens with (3) 1/4-20 x 3/8" stainless steel set screws provided



## SIGN FRAME


18" x 24" RECTANGLE: SF-RT03  
STANDARD HOLE PUNCH  
2" WIDE EXTRUDED  
ALUMINUM ALLOY #6063

**PRICE DOES NOT INCLUDE SIGN**

R2-1-25: 18" x 24" Reflective Speed Limit Sign - \$48.00

## POWDER COAT COLOR

TIGER DRYLAC: BENGAL GLOSS BLACK







# CAUTION SIGN ASSEMBLY

ITEM ID: ASSEMBLY-EMP13 | DRAWING: EMP13

STARTING AT:

**\$621.00**



## 4" x 12'-0" POLE:

4" x 4" SQUARE POLE  
WALL THICKNESS: .125  
EXTRUDED ALUMINUM: ALLOY 6063

## FINIAL: FN-1244



IMPERIAL FINIAL FOR 4" x 4" POLE  
HEIGHT: 2.25"  
WIDTH: 5.50"  
CAST ALUMINUM: ALLOY 356

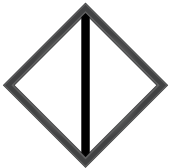
\* fastens with (3) 1/4-20 x 3/8" stainless steel set screws provided



## BASE: BS-44J-36

EMPIRE BASE (1 pc.)  
FITS 4" x 4" POLE  
HEIGHT: 36.00"  
WIDTH: 11.00"  
CAST ALUMINUM: ALLOY 356

\* fastens with (3) 1/4-20 x 3/8" stainless steel set screws provided



## SIGN FRAME\*

24" DIAMOND: SF-DM01  
STANDARD HOLE PUNCH  
2" WIDE EXTRUDED  
ALUMINUM ALLOY #6063

**PRICE DOES NOT INCLUDE SIGN**  
W11-2-24: 24" Reflective Pedestrian Sign - \$56.00



## POWDER COAT COLOR

TIGER DRYLAC: BENGAL GLOSS BLACK

\* WHEN USING A 30" DIAMOND FRAME A 13'-6" POST  
MAY BE NEEDED TO MEET GRADE LEVEL REQUIREMENTS



84" —

grade level

Signature  
Streetscapes  
a division of Port City Architectural Signage

1-800-705-1446  
www.signaturestreetscapes.com

— concrete footer (optional)

— 24" post burial depth recommended