



---

**Model:** Panda Animal Desk & Stool Kit Instructions

**Designer:** EverBlock Systems



**FULL BLOCKS**

White

39



Black

11

**Total****50****HALF BLOCKS**

White

8



Black

2

**Total****10****FINISHING CAP**

White

4

**Total****4**

**QUARTER CAP**



White

4

**Total**

**4**

**DESK UNIT**



White

1

**Total**

**1**


Step #1

Full Block x 1 | Black  
Full Block x 8 | White




Step #1

Full Block x 1 | Black  
Full Block x 8 | White



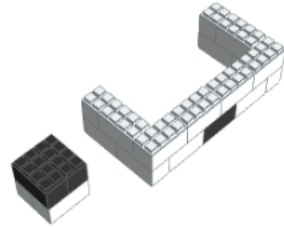
Step #2

Full Block x 2 | Black  
Full Block x 6 | White  
Half Block x 2 | White




## Step #2

Full Block x 2 | Black  
Full Block x 6 | White  
Half Block x 2 | White



Step #3

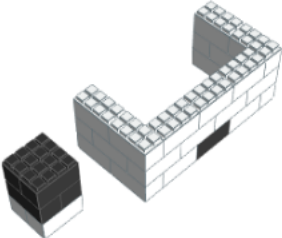
Full Block x 2 | Black  
Full Block x 7 | White






Step #3

Full Block x 2 | Black  
Full Block x 7 | White



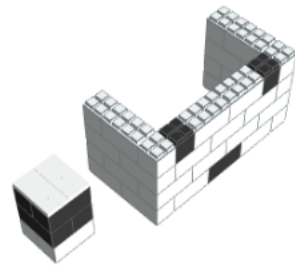
## Step #4

Full Block x 4 | White  
Half Block x 4 | White  
Half Block x 2 | Black  
Full Cap x 2 | White



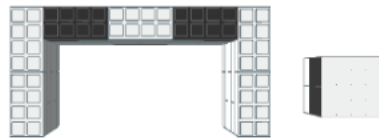
## Step #4

Full Block x 4 | White  
Half Block x 4 | White  
Half Block x 2 | Black  
Full Cap x 2 | White



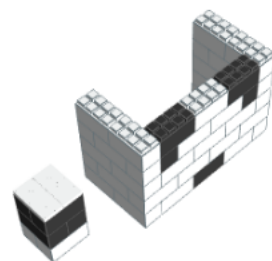
Step #5

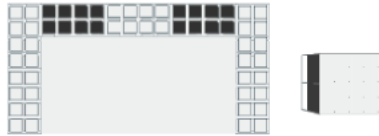
Full Block x 5 | White  
Full Block x 2 | Black

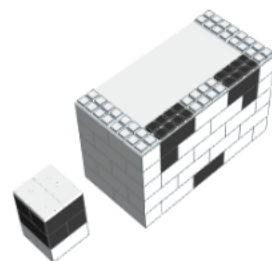


Step #5

Full Block x 5 | White  
Full Block x 2 | Black







## Step #7

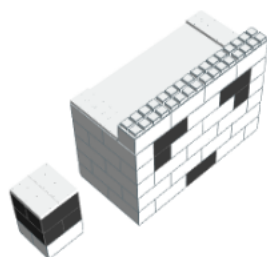
Full Block x 4 | White  
Full Cap x 2 | White  
Quarter Cap x 4 | White





## Step #7

Full Block x 4 | White  
Full Cap x 2 | White  
Quarter Cap x 4 | White



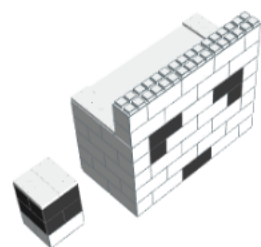
Step #8

Full Block x 3 | White  
Half Block x 2 | White



Step #8

Full Block x 3 | White  
Half Block x 2 | White



Step #9

Full Block x 2 | Black  
Full Block x 2 | White



Step #9

Full Block x 2 | Black  
Full Block x 2 | White

