


snapmaker

# Snapmaker Artisan 3-in-1 3D Printer

Turn Your Desktop Into a Workshop



MAKE  
SOMETHING  
WONDERFUL


## Industrial-grade Transmission Technology.

We introduce industrial-grade transmission technology to desktop fabrication—steel guiderails made by CNC grinding at micron level are embedded in Artisan's linear modules. This leads to a significant raise in precision, rigidity and durability, bringing you a fast, accurate and steady making experience.



## Never Put Ideas on Hold Because of Limited Space.

Create big or multiple objects as you please in 400 mm × 400 mm large work area.




## Slide it. Click it. Nailed it.

Quick-swap platforms and toolheads let you shift among 3 functions in 1 minute.



Toolheads



Platforms

## All-metal. Next Level.

While inheriting Snapmaker's signature all-metal design, Artisan also comes with an upgraded one-piece die-cast base plate in a larger size. It's as steady as a rock even during long-time CNC machining.



CNC-milled linear module shell

One-piece die-cast base plate

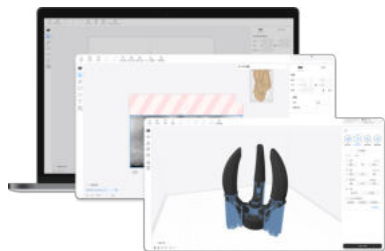
## Ultra-wide 7" Touchscreen.

Vision broader. Workflow smoother. UI design more intuitive. And operation that fits ergonomics better.



## All-in-1 CAM Solution: Snapmaker Luban. Feel Easy. Feel in Command.

The tailor-made software Snapmaker Luban provides concise and easy-to-follow configuration workflow of 3D printing, and laser and CNC machining. Excel in 3 fabrication methods with just 1 software.



The latest Luban is built in with more practical printing modes. No need to adjust the parameters. Nice prints are only a few clicks away.

You can access the underlying parameters and have full control of the machining process as always.



## More powerful 3D Printing.

Compared with Snapmaker 2.0, Artisan is fully improved in printing speed, precision, filament compatibility and accessibility. High-quality 3D printing is a snap.

### Fast and Well.

Thanks to the optimized transmission system and motion control algorithm, Artisan features  $\pm 0.1$  mm dimensional accuracy when printing at a high speed of 180 mm/s.



**Fine** 40 mm/s Printing Speed  
800 mm/s<sup>2</sup> Acceleration  
0.12 mm Layer Height



**Normal** 80 mm/s Printing Speed  
1,000 mm/s<sup>2</sup> Acceleration  
0.16 mm Layer Height



**Fast** 120 mm/s Printing Speed  
1,500 mm/s<sup>2</sup> Acceleration  
0.20 mm Layer Height



**Extra Fast** 200 mm/s Printing Speed  
2,000 mm/s<sup>2</sup> Acceleration  
0.24 mm Layer Height

## Press. Push. Prep for Next.

Fast swap not just toolheads and platforms, but the hot ends. Luban detects the nozzle sizes and types, and offers you customized configurations, so you can easily make your prototypes, high-strength parts, or whatever is needed for your projects. The Dual Extrusion 3D Printing Module also has a motor built in to automatically lift and shift between two extruders, without extra toolhead movement or switch toggling. This enables faster and quieter dual-extrusion 3D printing.



## Dissolvable Support Printing.

Artisan is equipped with a Dual-extrusion 3D Printing Module that supports PVA, HIPS and other dissolvable materials. Simply soak the print and the supports will dissolve, leaving the model with smooth surface finishes. Complex geometry is no longer a problem.




## Break-away Support Printing.

Break-away filament offers the same support as normal materials but is much easier to remove without the need for further post-processing.



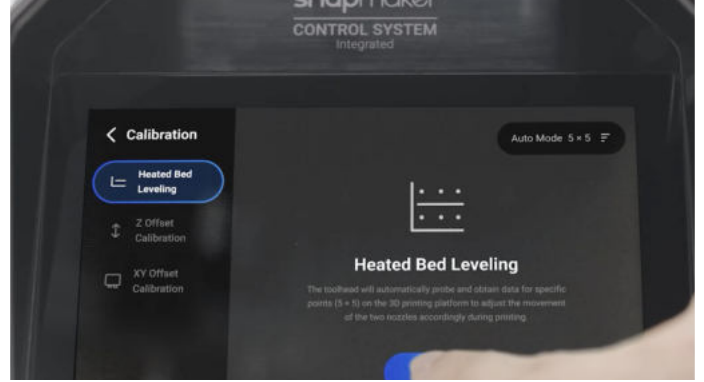
## Save Time and Power with Zone-heated Bed.

In the middle of Artisan's heated bed lies a 260 × 260 mm high-temperature zone (aka inner zone) that can reach 110°C, whereas the highest temperature of the outer zone is 80°C. While your model is placed within the inner zone, which heats up to 60°C in only 2–3 minutes, the outer zone won't be heated, saving time and energy.




## Calibrate in 3 Simple Steps.

Artisan can automatically level the heated bed and calibrate the Z offset of the two extruders, and then calibrate the XY offset with a semi-auto program. In 3 steps, you can enjoy dual-material or bicolor printing with perfect adhesion and alignment.



## Double-sided. Multi-talented.

Artisan's new build plate is made of glass with higher flatness, ensuring a smoother and more adhesive first layer. It's glossy glass on one side and PEI coating on the other side, aiding in adhesion of various filaments.



**Glossy glass**  
Handy for TPU and other flexible materials, lets you remove the prints with ease.

**PEI-coated**  
Works well with PLA, PETG and other regular materials, and provides excellent adhesion.

## Higher Performance for Greater Possibilities.

With the improved printing temperature, nozzle hardness and slicing algorithm, Artisan can print with more advanced materials.



**Dissolvable**  
Materials like PVA and HIPS dissolve in water or specific solvent. HIPS requires constant high temperature of heated bed and environment.



**TPU**  
Flexible and liable to over-extrusion and under-extrusion, and therefore requires accurate control of extrusion and heat dissipation.



**Nylon/PA**  
Including nylon, PA-CF (Polyamide-Carbon Fiber) and PA-GF (Polyamide-Glass Fiber). Tough and wear-resistant, but require strict conditions of printing temperature and nozzle hardness.

## More Powerful Laser Engraving and Cutting.

Coming with the latest 10W Laser Module, Artisan is capable of faster and deeper cutting on more materials, and delivering refined laser engraving.

### 1.6W and 10W Laser Comparison.

The 10W Laser Module can engrave at a speed as high as 6000 mm/min, while cutting through wood as thick as 8 mm in a single pass. <sup>[1]</sup>To put that into perspective, the cutting speed is up to 8 times that of the 1.6W Laser Module. <sup>[2]</sup>

Engraving Speed (1.5 mm basswood)



Cutting Speed (1.5 mm basswood)




Max Cutting Depth (Paulownia)



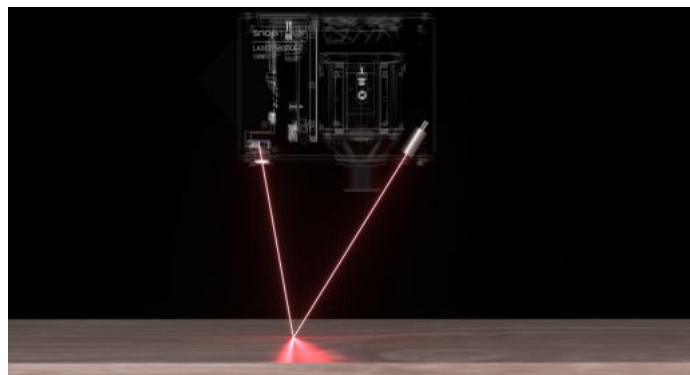
### Not Just About Strength, but Finesse.

Empowered by the Laser Beam Splitters and beam shaping optics, the laser module features a 10W high power and an ultra-fine laser focus (0.05 mm x 0.2 mm). This allows for high-quality laser works with impeccable details.




### Strut Your Stuff and Leave the Rest to Us.

We strive to improve the machine performance while streamlining the workflow, so that you can focus on realizing your ideas and nothing else. It's powerful yet simple.



The triangulation technology calculates the thickness of materials and completes auto focus in seconds.



The wide-angle camera captures your material in one take and lets you get an instant preview of your laser job in Luban.

### Lots of Materials.

From soft materials like leather and fabrics to hard ones like rocks and metal, they can all be your canvas.



Notes 1: The data is obtained based on the 8 mm paulownia wood. Depending on your material, the cutting depth might vary.

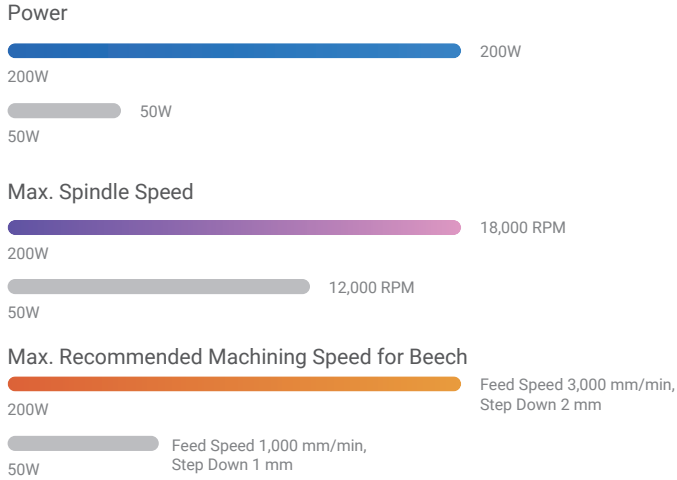
Notes 2: The data are obtained based on the 1.5 mm basswoods, which may vary depending on the testing conditions and product iteration, and is for reference only.

## More Powerful CNC Carving and Cutting.

Equipped with a 200W CNC Module, Artisan further improves the CNC performance, while keeping the ER11 collet, customized clamp sets and dust-proof design that are highly acclaimed by users, offering you a new desktop CNC experience.

### 6X Faster CNC Machining.

Compared with Snapmaker 2.0, the CNC module of Artisan has increased by 300% in power and 50% in maximum spindle speed, making it 6 times faster in machining on hardwood like beech.



### 0.2 mm Dimensional Accuracy.

The high-rigidity linear modules and high-speed spindle empower the CNC module to carve or cut smoothly on various materials, with a dimensional accuracy of up to 0.2 mm.<sup>[3]</sup>



### Work It Harder, Make It Better.

You can now choose from a wider variety of materials for CNC as well. The 200W CNC Module is capable of precision machining of hardwood (beech, walnut), jade and other hard materials with ease.




### Give Your Ideas A Full Play Even at Home.

Artisan comes with an enclosure that reduces the laser from Class 4 to Class 1.




### Your Safety Is in Good Hands.



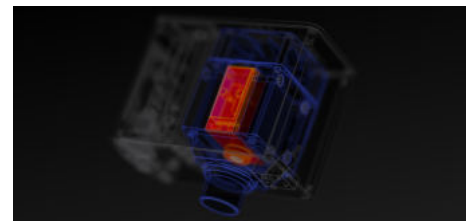
The enclosure's door-detection sensor lets Artisan automatically stop the laser or CNC job when the door is opened.



We also embed an emergency stop button in the Controller. What's more, the process paused by the button can be resumed.



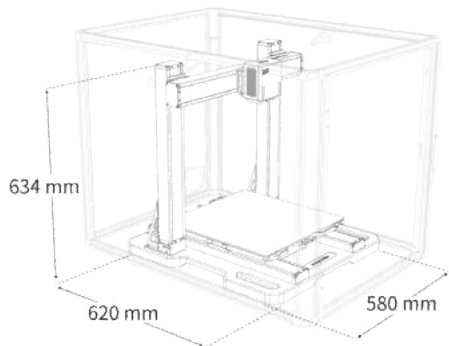
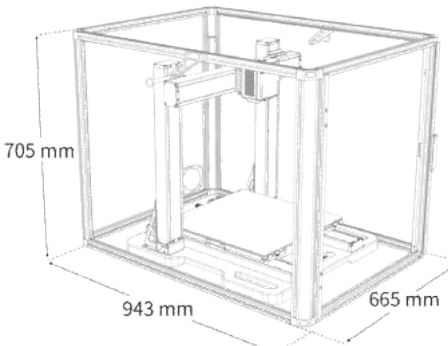
The laser module includes a gyro sensor, which makes sure that no laser beam comes out if the module deviates from its designated position.



The laser module stops working automatically whenever its temperature sensor detects a higher than normal working temperature (one that exceeds 55°C/131°F).

# Specifications

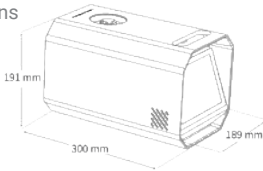
## General

Dimensions (Machine)	Dimensions (Machine & Enclosure)	Frame Material	Aluminum alloy Enclosure Panel: Acrylic
		Weight	52.9 kg
		Package Weight	34.8 kg (Box A) 31.5 kg (Box B)
		Repeatability (Linear Module)	±0.05 mm
		Data Transmission Methods	Wi-Fi, USB cable, USB flash drive
		Supported Software	Snapmaker Luban, and third-party software
		OS Supported by Luban	Windows, macOS, Linux

## Linear Module

Motor Driver Chip	TMC2209
X-axis Lead	40 mm
Y-axis Lead	40 mm
Z-axis Lead	8 mm

## Integrated Controller

Dimensions		Touchscreen Size	7 inches
		Power	300W + 450W
		OS	Android 10.0

## 3D Printing

Work Area (W × D × H)	350 mm × 400 mm × 400 mm (Dual Nozzle) Only Left Nozzle is Used: 375 mm × 400 mm × 400 mm Only Right Nozzle is Used: 400 mm × 400 mm × 400 mm	Build Plate	Double-sided PEI-coated Glass
Dimensional Accuracy <sup>1</sup>	±0.1 mm	High-temperature Zone (Inner Zone)	260 mm × 260 mm
Nozzle Diameter	0.4 mm (Standard) 0.2 mm, 0.6 mm, 0.8 mm (Optional)	Max. Heated Bed Temperature	110°C (Inner Zone) 80°C (Outer Zone)
Nozzle Material	Brass (Standard) Hardened steel (Optional)	Supported Materials <sup>2</sup>	PLA, ABS, ASA, PETG, TPU, Breakaway PLA, PVA, HIPS, Nylon, Carbon Fiber Reinforced Nylon, Glass Fiber Reinforced Nylon
Max. Nozzle Temperature	300°C	Supported Material Diameter	1.75 mm
Max. Recommended Printing Speed	180 mm/s	Supported Formats	stl, obj

## Laser Engraving and Cutting

Work Area (W × D)	400 mm × 400 mm	Supported Materials for Engraving	Basswood, Paulownia, Pinewood, Plywood, Beech, Walnut, Bamboo, MDF, Painted Metal, Copper Clad Laminate, Tinplate, Stainless Steel, Anodized Aluminum, Dark Glass, Slate, Ceramics, Jade, Marble, Shale, Leather, Fabric, Canvas, Corrugated Paper, Cardboard, Plastic, Dark Acrylic (Blue excluded)
Power	10W	Supported Materials for Cutting	Basswood, Paulownia, Pinewood, Plywood, Beech, Walnut, Bamboo, MDF, Leather, Fabric, Canvas, Corrugated Paper, Cardboard, Plastic, Dark Acrylic (Blue excluded)
Laser Type	450 nm–460 nm Semi-conductor	Supported Formats	stl, svg, png, jpg, jpeg, bmp, dxf
Max. Engraving Speed	6000 mm/min		
Max. Cutting Depth (Paulownia)	8 mm		
Operating Temperature	0°C–35°C		
Laser Spot Dimension	0.05 mm × 0.2 mm		

## CNC Carving and Cutting

Work Area (W × D)	400 mm × 400 mm	Maximum Stepdown	2 mm (Beech); 1 mm (Acrylic)
Power	200W	Shank Diameter	0.5 mm–6.35 mm
Max. Spindle Speed	18,000 RPM	Supported Materials	Hardwood (Beech, Walnut), Softwood, HDF, MDF, Plywood, Jade, Carbon Fiber, Acrylic, Epoxy Tooling Board, PCB
Max. Work Speed <sup>3</sup>	50 mm/s (Beech); 33 mm/s (Acrylic)	Supported Formats	stl, svg, png, jpg, jpeg, bmp, dxf

Notes 1: The test result was obtained by printing a 100 mm × 100 mm × 100 mm cube with PLA filament, and using 0.4 mm nozzle. Dimensional accuracy may vary depending on the testing conditions and product iteration, and is for reference only.

Notes 2: Hardened steel nozzle should be used when printing with nylon and reinforced nylon filaments.

Notes 3: The data is obtained by cutting beech with 3.175 mm Double Flute Flat End Mill and Acrylic with 3.175 mm Single Flute Flat End Mill. Depending on the CNC bits and materials used, the cutting speed might vary.

\*These parameters are subject to change due to iterations.

snapmaker

Shenzhen Snapmaker Technologies Co., Ltd.

---

Sales Cooperation: [sales@snapmaker.com](mailto:sales@snapmaker.com)

Marketing Cooperation: [marketing@snapmaker.com](mailto:marketing@snapmaker.com)

Media Cooperation: [press@snapmaker.com](mailto:press@snapmaker.com)

---



Follow Snapmaker Facebook  
& YouTube accounts  
Get latest updates and user  
tutorials

---



<https://www.snapmaker.com/> <https://shop.snapmaker.com>

---