

Inspire to Create. Create to Inspire.

Bay School Community Arts Center

Located at 279 Main Street

PO Box 1524

Mathews, VA 23109

804.725.1278

makeart@bayschool-arts.com

www.bayschool-arts.com



Classes and Workshops



Summer-Fall • June-December 2024 • Adults and Children

General Information and Policies

More detailed class information is available through our online registration system. Course registration is available online with our fully searchable class catalog. You can also register in person or by phone. To receive emails about our class offerings, sign up on our website, www.bayschool-arts.com.

Registration Policy

To ensure that classes meet their minimum enrollment, please register at least 12 days prior to the scheduled class. In most cases, registrations will be accepted after this, if the classes have met their minimum. Payment of tuition and materials fee is due at time of registration. Scholarships are available for both adults and children. Call Grace to inquire. Members receive a 10% discount on class tuition. If a class is full, we encourage you to sign up for a waiting list in the event an opening becomes available.

Acceptance Policy

All are welcome at The Bay School regardless of race, gender, sexual orientation, religious affiliation, national or ethnic origins. We do our best to ensure that people of all ages and abilities are able to participate. If you or your child has any special needs for accommodation, we encourage you to contact us. We will be happy to provide reasonable accommodations.

Refund Policy

If you withdraw your enrollment prior to ten days before the class start date, you will be refunded or credited the class fee. Some exceptions apply. In recognition of the time and energy instructors invest in preparing for classes, students who cancel their enrollment ten days or fewer prior to the first day of the course are not eligible for a refund.

Course Cancellation

If the school must cancel a course for any reason, including inclement weather, all participants will be notified and given a full refund or the opportunity to apply their credit to a future class. In most cases, The Bay School follows Mathews County Public Schools' weather cancellations.

Photographs

By attending a class, event, or exhibit, you agree that any photographs taken by staff may be used for promotional purposes.

Hours of Operation

Monday-Wednesday: 10 AM-4 PM

Thursday-Friday: 10 AM-5 PM

Saturday: 10 AM-4 PM

Sunday: Closed

Please note classes may be held outside the normal operating schedule.

**Scan the QR Code to
Register for Classes**



Thank You to Our Sponsors!

The Bay School is partially supported by funding from the Virginia Commission for the Arts, the National Endowment for the Arts, Mathews County, and Dominion Energy.



Powering Your Every Day.™

Membership Program

Enjoy being part of a creative community at the Bay School Community Arts Center. All annual family memberships are good for one year from the date of sign-up and include invitations to member-only events, movie nights, early registration and a 10% tuition discount on all classes/workshops/lectures, online preview of art exhibitions, and subscription to our email newsletters.

You can learn more about the different levels of membership by visiting the Membership section of our website. Before signing up for your class, first sign up for the membership of your choice to receive the 10% discount on tuition.

Follow us



On Facebook:
BaySchoolCommunityArtsCenter



On Instagram:
@Bayschoolarts














Ongoing Classes










- Pottery Open Studio-Hours vary and are posted on the website calendar, page 7
- Bridge Open Studio-2nd and 4th Tuesdays, page 14
- Cello Lessons-Thursdays, page 19

Adult Classes at a Glance

Class Type Code

BSK = Basketry	CAL = Calligraphy	CER = Ceramics
CUL = Culinary Arts	DWG = Drawing	FBR = Fiber Arts
GAR = Garden Arts	GLS = Glass	JWL = Jewelry
MXM = Mixed Media	PTG = Painting	PHT = Photography
PRM = Printmaking	SPT = Special Topics	

CLASS	START/MTGS	TYPE	PAGE
JUNE			
Hand Built Paddled Bowls	6/1 - 2 mtgs	CER	8
Needle-Felted Jellyfish 	6/13 - 1 mtg	FBR	11
Easy Peasy Bracelet & Earrings	6/15 - 1 mtg	JWL	15
Mixed Media Lighthouse Canvas Art	6/15 - 1 mtg	MXM	18
Beachy Tea Bag Watercolor 	6/20 - 1 mtg	MXM	18
Beginner Wheel Throwing	6/22 - 6 mtgs	CER	8
Stained Glass Birds	6/22 - 1 mtg	GLS	14
Underglaze Transfer Originals	6/23 - 1 mtg	CER	8
Painting Pulsating Colors	6/29 - 1 mtg	PTG	19
JULY			
Embellished Boxes	7/9 - 4 mtgs	CER	8
Beginner Wheel Throwing 	7/10 - 6 mtgs	CER	8
Beginner Wheel Throwing	7/12 - 6 mtgs	CER	8
Ceramic Garden Flowers 	7/15 - 2 mtgs	CER	9
Hummingbird Watercolor on Yupo 	7/16 - 1 mtg	PTG	20
Cupcake Decorating Workshop	7/20 - 1 mtg	CUL	10
Fun & Easy Bracelet Duo	7/26 - 1 mtg	JWL	15
Beginner Techniques in Art Clay Silver	7/27 - 1 mtg	JWL	15
Needle-Felted Robin 	7/30 - 1 mtg	FBR	12
Barn Quilt Canvas Painting 	7/31 - 1 mtg	PTG	20
Driftwood Wind Chimes	7/31 - 1 mtg	GAR	14
AUGUST			
Wire-Wrapped Bracelets	8/3 - 1 mtg	JWL	16
Intermediate Wheel Throwing - Plates 	8/8 - 4 mtgs	CER	9
Encaustic Painting & Mixed Media Lab 	8/10 - 1 mtg	PTG	20
Traditional Pearl Knotting	8/10 - 1 mtg	JWL	16
Green Man Wall Hanging 	8/19 - 3 mtgs	CER	9
Bumblebee Watercolor 	8/20 - 1 mtg	PTG	20
Abstracting the Landscape of My Mind	8/24 - 1 mtg	PTG	21
Silver Clay Bead Pendant Techniques	8/24 - 1 mtg	JWL	16
Stained Glass Potted Plant	8/24 - 1 mtg	GLS	14
Needle-Felted Mouse 	8/27 - 1 mtg	FBR	12
Sit & Spin 	8/28 - 1 mtg	CER	9

CLASS	START/MTGS	TYPE	PAGE
SEPTEMBER			
Wind Chimes for All Seasons	9/3 - 4 mtgs	CER	9
Whimsical Halloween Air Dry Clay Sculpture	9/4 - 2 mtgs	MXM	18
Entertain with Your Own Clay Pieces	9/5 - 4 mtgs	CER	10
Forest Mushroom Watercolor 	9/10 - 1 mtg	PTG	21
Everyday Acrylics	9/11 - 3 mtg	PTG	21
Advanced Beginner Wheel Throwing	9/13 - 6 mtgs	CER	10
Beginner Wheel Throwing	9/14 - 6 mtgs	CER	8
Keyhole & Key "Repurposed" Necklace	9/14 - 1 mtg	JWL	16
Learning to Draw	9/16 - 1 mtg	DWG	11
Getting the Most Out of Your DSLR	9/18 - 1 mtg	PHT	23
Stained Glass Pumpkin Table Night Light	9/21 - 1 mtg	GLS	15
Upcycling & Restyling Old Jewelry	9/21 - 1 mtg	JWL	16
Color with Sargent 	9/22 - 1 mtg	PTG	21
Needle-Felted Jack O'Lantern 	9/24 - 1 mtg	FBR	12
OCTOBER			
Capturing Light & Atmosphere Plein Air	10/1 - 4 mtgs	PTG	22
Interior Light Painting Demonstration 	10/1 - 1 mtg	SPT	23
Autumn Splendor Watercolor 	10/1 - 1 mtg	PTG	22
Still Life Painting Demonstration 	10/2 - 1 mtg	SPT	23
Halloween Altered Art Domino Necklace	10/5 - 1 mtg	JWL	17
Super Soft, Squishy Cowl	10/7 - 3 mtgs	FBR	12
Super Scrubby or Wonderful Washcloth	10/7 - 3 mtgs	FBR	12
Instant Success with Clay	10/8 - 4 mtgs	CER	10
Santa Claus Gourd	10/8 - 2 mtgs	MXM	18
Beginner Wheel Throwing 	10/9 - 6 mtgs	CER	8
Fancy Fingerless Gloves	10/10 - 3 mtgs	FBR	13
Mini Paper Baskets	10/11 - 2 mtgs	BSK	7
Prong-Setting Pendant Design in Art Clay Silver	10/12 - 1 mtg	JWL	17
Needle-Felted Fall Leaves 	10/16 - 1 mtg	FBR	13
Whimsical Witch Doll	10/16 - 1 mtg	MXM	18
Cutting Mats for Framing	10/18 - 1 mtg	SPT	24
Stained Glass Angel	10/19 - 1 mtg	GLS	15
Painting Luminous Watercolors	10/26 - 1 mtg	PTG	22
Introduction to Pen & Ink	10/28 - 1 mtg	DWG	11
Barn Owl Watercolor 	10/29 - 1 mtg	PTG	22

Class Key



Evening Class



Family Art



Mommy & Me



VMFA Class

Adult Classes at a Glance (cont'd.)

CLASS	START/MTGS	TYPE	PAGE
NOVEMBER			
Beginner Wheel Throwing	11/1 - 6 mtgs	CER	8
Hand-Built Santa Plate	11/1 - 2 mtgs	CER	10
Beginner Wheel Throwing	11/2 - 6 mtgs	CER	8
Paper Clay Tribal Mask	11/4 - 2 mtgs	MXM	19
Everyday Acrylics	11/6 - 3 mtgs	PTG	21
Needle-Felted Snowman Ornaments 	11/6 - 1 mtg	FBR	13
Adjustable Wrap Around Ring in Art Clay Silver	11/9 - 1 mtg	JWL	17
Soft Pastels for Beginners	11/11 - 1 mtg	DWG	11
Magic Cocktail Carpet/Phabulous Phone Bag	11/14 - 2 mtgs	FBR	13
Printing Textiles with Indian Blockprints 	11/15 - 1 mtg	PRM	23
Holiday Earrings	11/16 - 1 mtg	JWL	17
Beaded Christmas Spider	11/20 - 1 mtg	MXM	19
Watercolor Using Coffee & Tea 	11/20 - 1 mtg	PTG	22
DECEMBER			
Dorset Button Poinsettia Christmas Ornament	12/2 - 1 mtg	FBR	13
Pine Needle Ornament	12/6 - 1 mtg	BSK	7
Calligraphy	12/9 - 1 mtg	CAL	7
Sit & Spin 	12/11 - 1 mtg	CER	9
Evergreen Wreath	12/14 - 1 mtg	GAR	14

Kids' Classes at a Glance

All Kids' Classes, June thru August, are part of our 2024 Summer Art Camp. Summer Art Camp pricing is pay-what-you-can. To do this, add your selected Summer Art Camp class to your cart and at the payment section choose "pay later." Once you have completed your enrollment, go to your billing information page in your account and select your new invoice and then make a partial payment. If you can't afford to pay, then please don't. If you can pay more to help someone with their camp, then please donate to our scholarship fund.

CLASS	START/MTGS	AGE	PAGE
JUNE - Summer Art Camp			
Needle-Felt a Sheep	6/10 - 1 mtg	10+	24
Watercolor Sheep	6/10 - 1 mtg	8+	25
Science & Art	6/17 - 1 mtg	6-12	25
Femmes Fatales	6/18 - 4 mtgs	10+	25
Mermaid Camp	6/18 - 4 mtgs	7-12	25
Fundamentals of Clay	6/22 - 3 mtgs	8+	25
Needle-Felted Fox	6/24 - 1 mtg	10+	25

Kids' Classes at a Glance (cont'd.)

CLASS	START/MTGS	AGE	PAGE
JUNE - Summer Art Camp (cont'd.)			
Watercolor Fox Painting	6/24 - 1 mtg	8+	26
Altered Realities	6/25 - 4 mtgs	7-12	26
Littles: Process Art	6/25 - 4 mtgs	4-6	26
CLASS			
JULY - Summer Art Camp			
Nature Art	7/1 - 1 mtg	7-10	26
Hedgehog Felting & Painting	7/2 - 1 mtg	8+	26
Fairy Camp	7/8 - 4 mtgs	7-12	27
Modern Art	7/8 - 4 mtgs	10-14	27
Littles: Laura's Little House	7/15 - 4 mtgs	4-6	27
Owl Felting & Painting	7/15 - 1 mtg	8+	27
Experimental Art	7/17 - 1 mtg	7-10	27
Kids' Cupcake Decorating Workshop	7/20 - 1 mtg	6-13	28
C4K Adventure Camp	7/22 - 5 mtgs	6-12	28
Ancient Greece & Rome	7/29 - 1 mtg	6-12	28
AUGUST - Summer Art Camp			
Dolphin/Whale Felting & Painting	8/2 - 1 mtg	8+	28
Asia	8/5 - 1 mtg	13-17	28
Littles: Down by the Sea	8/6 - 4 mtgs	4-6	29
Zoo	8/6 - 4 mtgs	6-12	29
Mushroom Felting & Painting	8/12 - 1 mtg	8+	29
Lewis Theatre Camp	8/13 - 4 mtgs	6+	29
Jellyfish Felting & Painting	8/19 - 1 mtg	8+	29
American Indian Art	8/20 - 4 mtgs	6-10	30
OCTOBER			
Mommy & Me: Spooky Tree 	10/5 - 1 mtg	4-6	30
NOVEMBER			
Hand Build a Santa Plate	11/2 - 2 mtgs	8+	30
American Indian Art	11/2 - 2 mtgs	11+	30
Preschool Holiday Chocolate-Making Workshop	11/16 - 1 mtg	6-13	31
Kids' Holiday Chocolate Workshop	11/16 - 1 mtg	3-5	31
Kids' Gingerbread House	11/16 - 1 mtg	6-13	31
DECEMBER			
Family Art: Clothespin Snowflakes  	12/4 - 1 mtg	All Ages	31
Mommy & Me: Christmas Star Ornaments 	12/7 - 1 mtg	4-6	31

Basketry

Mini Paper Baskets

Davida Hall
FRI, Oct 11, 18; 1-4 PM; \$90



Weave two types of mini baskets—one is just the right size for business cards, rings, hair ties, or anything little. The other, a little round basket with a handle, is also perfect for little things. This one also could also be a tree ornament. Students will use wooden molds for both types of baskets so the shapes will come out just right. On the first day, students will paint 140-lb watercolor paper, which will later be cut into strips for weaving. Also on the first day, students will weave the first basket. Students will use the remaining painted paper strips to make the second basket the following day. You will make at least two baskets over the two days.

Pine Needle Ornament

Davida Hall
FRI, Dec 6; 1-4 PM; \$45



Using locally gathered pine needles, students will sew to coil a pine needle ornament in the shape of a wreath. This pine needle project should be completed during the class and is suitable to be used as a Christmas tree ornament, or as a pendant.

Calligraphy

Calligraphy

Steph Brown Soles
MON, Dec 9; 9 AM-2 PM; \$95



In this workshop, students will be introduced to the anatomy of a letter and the many forms it can take, from whimsical to classic, calligraphy, graffiti, serif, script, illustrated, ornate, and original hand-drawn alphabets. A materials list will be provided prior to class.

Ceramics

Pottery Open Studio



Days & Times Variable; See website for additional details
Pottery Studio Membership is available to those who have prior experience working in clay. Membership is available on a monthly, quarterly, or annual basis, or the studio may be used by the hour or day. Studio hours vary and are posted on the online calendar. Pottery Studio Membership is separate from general membership. Studio membership fees solely support the pottery studio.

Members receive a 10% discount on tuition! If you're not yet a member, become one when you register and immediately enjoy one of the many benefits of membership with The Bay School!

Hand Built Paddled Bowls

Lynn Trott

SAT, Jun 1; 9 AM-4:30 PM & SAT, Jun 15; 1-4:30 PM; \$190



Paddling over a form or against a handheld surface is a traditional technique from the African Continent that makes strong yet light bowls for eating and serving. Each student will make a series of bowls which will be fired and glazed to take home. Students of all levels are welcome. Please bring an apron and an old bath towel to class.

Beginner Wheel Throwing

Brenda Mahoney

SAT, Jun 22, 29; Jul 13, 20, 27; Aug 3; 1-4 PM; \$300

🌙 WED, Jul 10, 17, 24, 31; Aug 7, 14; 6-8:30 PM; \$255

FRI, Jul 12, 19, 26; Aug 2, 9, 16; 1-4 PM; \$300

SAT, Sep 14, 21; Oct 5, 12, 19, 26; 1-4 PM; \$300

🌙 WED, Oct 9, 16, 23, 30; Nov 6, 20; 6-8:30 PM; \$255

FRI, Nov 1, 8, 15, 22; Dec 6, 13; 1-4 PM; \$300

SAT, Nov 2, 9, 16, 23; Dec 7, 14; 1-4 PM; \$300



This class is for those who want to learn the basics of wheel throwing. Beginning students will learn to mold a ball of clay and shape it into various objects—bowls, mugs, cylinders, etc. Students with previous experience will learn techniques to make more complicated forms and improve their skills. This class is an excellent opportunity for students to explore clay on the wheel in a fun and creative atmosphere. Students should bring a bucket, towel, and tools. There also will be tools available to use, if needed. While enrolled in this class, you may use the facilities during open studio time to practice what you have learned. Please let us know if you are right- or left-handed so we have the appropriate wheel configuration available.

Underglaze Transfer Originals

Leslie Messersmith

SUN, Jun 23; 10 AM-2 PM; \$95



In this workshop, students will learn how to work with underglazes, small tipped applicators, brushes, and newsprint paper to create images for transfer onto leather-hard clay. Once the images are transferred onto the clay, students will have the choice to enhance their designs by carving accent lines (sgraffito) into them. After the workshop, students will complete their piece(s) per demonstration and instructions given at the workshop. This will include bisque firing, then using a black underglaze as a wash, and finishing with a clear glaze. Each student will receive a small jar of the wash and can dip their pieces into a clear glaze in the pottery studio to finish. We will be using medium-fire stoneware.

Embellished Boxes

Peggy Shifflett

TUE, JUL 9, 16, 23, 30; 9:30 AM-12:30 PM; \$210



Students will learn to hand build a box in the shape of their choice with secret storage, and will use molds, coils, painting, and carving. Bring pictures, videos and your imagination. Clay can be messy, so please wear clothes and shoes you don't mind getting dirty. Students will have to return to The Bay School after the last class to pick up completed work. Open to all skill levels.

Ceramic Garden Flowers

Wendy Marshall

MON, Jul 15; 6-8 PM & MON, Jul 29, 6-7:30 PM; \$65



Back by popular demand but for adults! Grace your garden with handmade flowers made by you! In this class, students will learn to make ceramic garden flowers that can be used outside to decorate their home gardens. Flowers will be hand built using a slab roller, textured, and hand shaped. This class includes a rod to display the flower.

Intermediate Wheel Throwing - Plates

Brenda Mahoney

THU, Aug 8, 15, 22, 29; 5:30-8:30 PM; \$210



This class is for students who want to improve their throwing skills by making consistent sets of dinner plates, smaller plates, and platters. Students should bring their own tools, buckets, aprons, and towels. Tools are available for use, if needed. While enrolled in this class, students may use the facilities during open studio time to practice what they have learned.

Green Man Wall Hanging

Wendy Marshall

MON, Aug 19, 26, SEP 16; 6 PM-8 PM; \$110



The Green Man symbolizes nature, life in the forest, and plant life. In this class, students will be instructed in modeling a face to incorporate into a wall hanging in the fashion of the Green Man. Come prepared on the second day with leaves gathered the day of class from trees and shrubs to make impressions in clay to decorate your unique wall hanging.

Sit & Spin

Wendy Marshall

WED, Aug 28; 6 PM-8:30 PM; \$50

WED, Dec 11; 6 PM-8:30 PM; \$50



Haven't you always thought you would like to try working in clay? Now is your chance! Bring your significant other, your best friend, or your coworker, or come make new friends. You will learn some basic techniques for working on the potter's wheel. This can be a messy class so wear clothes and shoes you don't mind getting dirty. Students will have to return to pick up their work. The class is limited to seven students so register early! Contact The Bay School if you are interested in planning a private class with a group of your friends!

Wind Chimes for All Seasons

Peggy Shifflett

TUE, Sep 3, 10, 17, 24; 9:30 AM-12:30 PM; \$210



Students will hand build a nine-piece wind chime using slabs to build the main structure, six tubes, wind sail, and striker/clapper. Bring pictures, beads, and any personal items you would like to incorporate into your work. Open to all skill levels. Clay can be messy so please wear clothes and shoes you don't mind getting dirty. Students will have to return to The Bay School after the last class to pick up their completed work.

Entertain with Your Own Clay Pieces

Linda Brent



THU, Sep 5, 12, 19, 26; 10 AM-1PM; \$210

Come get your hands dirty and have fun! Students will make things with clay that they can use at their next party, like bowls and votive candle holders. Students will have to return to The Bay School after the last class to pick up completed work. Open to all skill levels.

Advanced Beginner Wheel Throwing

Brenda Mahoney



FRI, Sep 13, 20, 27, Oct 11, 18, 25; 1-4 PM; \$300

This is a class for students who want to improve their throwing skills but are not ready for an intermediate class. We can focus on whatever the students would like to learn. Come to class with ideas, and we will bring them to life. Students should bring their own tools, buckets, aprons and towels. Tools are available for use, if needed. While enrolled in this class, students may use the facilities during open studio time to practice what they have learned. Please let us know if you are right- or left-handed so we can have the appropriate wheel configuration available. Students must already know how to throw on the wheel.

Instant Success with Clay

Linda Brent



TUE, Oct 8, 15, 22, 29; 10 AM-1 PM; \$210

In this class, students will learn some simple clay techniques that lead to success! They will take a slab of clay and turn it into something useful like plates and bowls. Students will have to return to The Bay School after the last class to pick up completed work. Open to all skill levels.

Hand-Built Santa Plate

Linda Brent



FRI, Nov 1, 8; 10 AM-12 PM; \$75

Have fun making your own plate for Santa's cookies! The first day of class, students will create a plate from clay. On the second day, students will add color to their plates. This class can be messy, so please wear shoes and clothes you don't mind getting dirty. Students will have to return to The Bay School to pick up completed work.

Culinary Arts

Cupcake Decorating Workshop

Maryann Boho



SAT, Jul 20; 12:30-2:30 PM; \$25

Get ready to decorate beautiful cupcakes! Students will learn how to fill cupcakes, color icing, and decorate cupcakes using buttercream icing in a variety of colors! They will learn about the proper way to hold icing bags and use the decorating tips to create amazing flowers! Please note food allergies with registration, tie back long hair, and bring an apron/hand towel, and two large airtight containers to take home all decorated cupcakes! Cupcakes may be frozen for three months!

Drawing

Learning to Draw



Taught with patience, humor, and the practical goal that you will be able to enjoy drawing for the rest of your life, this workshop is designed for absolute beginners and provides students with a solid foundation in drawing. Working with pencils, students will learn to use line, value, gesture, proportion and perspective.

Although no experience is required, a sense of humor is. A materials list will be provided prior to class.

Steph Brown Soles

MON, Sep 16; 9 AM-2 PM; \$95

Introduction to Pen & Ink

Steph Brown Soles

MON, Oct 28; 9 AM-2 PM; \$95



This class will focus on the use of various pen and ink techniques including stippling, directional scribbling, hatching, crosshatching, and scumbling. During this class, students will learn about and experiment with line and shading techniques in pen and ink to create the illusion of form, texture, and value. For

students of any level. Improve existing skills, or acquire new ones! A materials list will be provided prior to class.

Soft Pastels for Beginners

Steph Brown Soles

MON, Nov 11; 9 AM-2PM; \$95



The emphasis of this class will be on experimenting with the use of color and becoming comfortable with the medium. Focusing on creating strong, simplified starts using big shapes of beautiful color, we will explore the underpainting technique, mark making, and significant color choices to push a painting further. Students

will develop their own style while learning about composition, value, and technique. A materials list will be provided prior to class.

Fiber Arts

Needle-Felted Jellyfish

Jennifer Schroeder

THU, Jun 13; 6-9 PM; \$55



Students will make a beautiful and colorful jellyfish with wool and mohair and Learn techniques to sculpt the fiber into a jellyfish using a specialized needle. Cord will be provided to hang the jellyfish for display.

Scholarships are available for adults, teens, and children!

Call 804.725.1278 to inquire.

Needle-Felted Robin 🌙



Students will make a chubby little robin with colored wool and a needle and learn needle-felting techniques to mold and sculpt their robin.

Jennifer Schroeder
TUE, Jul 30; 6-9 PM; \$60

Needle-Felted Mouse 🌙



Students will make a cute little mouse with wool and a needle and learn needle-felting techniques to mold and sculpt it. The mouse can hold a little something, so bring something special to incorporate into the design. Some items will be available for those that need something to add. Some felting experience is suggested.

Jennifer Schroeder
TUE, Aug 27; 6-9 PM; \$60

Needle-Felted Jack O'Lantern 🌙



Students will make a scary and cute Jack O'Lantern with wool and a needle and learn needle-felting techniques to mold and sculpt their Jack O'Lantern.

Jennifer Schroeder
TUE, Sep 24; 6-8 PM; \$55

Super Soft, Squishy Cowl



Students will use circular needles and art yarn to create a seamless, soft, and squishy cowl. Pattern reading and terminology will be covered. Basic knowledge of cast on, knit, and purl stitches is required. A materials list will be provided.

Melissa Lamont-Gordon
MON, Oct 7, 14, 21; 10:30 AM-12:30 PM; \$85

Super Scrubby or Wonderful Washcloth



Students will learn basic knitting techniques: cast on, knit, purl and simple increase/decrease stitches and create an 8x8-inch square washcloth or scrubby. Students will purchase their own supplies and can choose the colors and textures of yarn from a suggested list of vendors. The pattern used in class can be easily adapted into a shawl or blanket as the student's skill develops. A materials list will be provided.

Melissa Lamont-Gordon
MON, Oct 7, 14, 21; 1-3 PM; \$85

Members receive a 10% discount on tuition! If you're not yet a member, become one when you register and immediately enjoy one of the many benefits of membership with The Bay School!

Fancy Fingerless Gloves

Melissa Lamont-Gordon

THU, Oct 10, 17, 24; 12:30-2:30 PM; \$85



Using short point circular knitting needles and bulky yarn, students will create a pair of seamless fingerless gloves. A variety of knitting stitches, as well as cast on and bind off will be taught, in addition to pattern-specific short point circular needle techniques. Students are required to have experience in pattern reading, cast on, cast off, purl, and knit stitches. Circular needle experience is a plus, but is not required. A materials list will be provided.

Needle-Felted Fall Leaves

Jennifer Schroeder

WED, Oct 16; 6-8:30 PM; \$55



Students will make several Fall-colored leaves with wool and a needle and learn needle-felting techniques to mold and sculpt their Fall leaves.

Needle-Felted Snowmen Ornaments

Jennifer Schroeder

WED, Nov 6; 6-8:00 PM; \$55



Students will make two adorable snowmen ornaments with colored wool and a needle and learn needle-felting techniques to mold and sculpt their snowmen.

Magic Cocktail Carpet/Phabulous Phone Bag

Melissa Lamont-Gordon

THU, Nov 14, 21, 10 AM-12 PM; \$70



Students will learn basic weaving terms and techniques, how to warp a simple loom, and create a Magic Cocktail Carpet and/or a Phabulous Phone Bag. Finishing techniques will be taught, and students will be encouraged to keep weaving at home with the materials they will keep..

Dorset Button Poinsettia Christmas Ornament

Melissa Lamont-Gordon

MON, Dec 2; 10 AM-1 PM; \$60



Students will learn basic weaving techniques to create a yellow dorset button, which will become the center of a poinsettia Christmas ornament. After weaving the button, students will use precut fabric to assemble the ornament. Students will have a choice of flower color.

Members receive a 10% discount on tuition! If you're not yet a member, become one when you register and immediately enjoy one of the many benefits of membership with The Bay School!

Games

Bridge Open Studio



2nd & 4th TUE Every Month; 10 AM-12 PM; \$3/session

Join this continual learning bridge group that meets the second and fourth Tuesday of each month. Bring your bridge book and a friend for a friendly gathering of bridge players. This is not a formal class. There may be discussion of what plays were made and why. Registration is not required. Come for one session or come for them all.

Garden Arts

Driftwood Wind Chimes



Virginia Coyle

WED, Jul 31; 10 AM-1 PM; \$50

Join us for this fun creative DIY class where students will use driftwood, beads, bells, shells, and more to make a hanging piece of beautiful art. Driftwood and all materials to build your wind chime will be provided. Students should bring a mask to be used when drilling shells, a cordless drill, drill bits that will drill through shells, and an old cutting board. Bring any driftwood shells or other materials that you want to include in your wind chime.

Evergreen Wreath



Lynn Abrams

SAT, Dec 14; 11 AM-2 PM; \$55

Let's make an evergreen wreath together! Students should bring evergreens to share with the group, gloves, pruning shears. The instructor will supply the wreath base, push pins, and ribbon. Greenery is not provided. Please bring enough greens to class to make one wreath and some extra to share with classmates. Please do not bring sticky greens—cedars are the best. Class is held at the home studio of the instructor.

Glass

Stained Glass Birds



Lynn Abrams

SAT, Jun 22; 10 AM-4 PM; \$105

Students will learn the basics of stained glass: cutting, foiling, and soldering to make two stand-alone birds. The birds can also be adapted into sun catchers or ornaments. Please bring eye protection. Class will be held at the home studio of the instructor.

Stained Glass Potted Plant



Lynn Abrams

SAT, Aug 24; 10 AM-4 PM; \$105

Learn the basics of stained glass: cutting, foiling, and soldering and make a fun potted plant. Students will be making a smaller version of the one shown in the picture. Please bring eye protection. Class will be held at the home studio of the instructor.

Stained Glass Pumpkin Table Nightlight



Lynn Abrams

SAT, Sep 21; 10 AM-4 PM; \$115

Students will learn the basics of stained glass: cutting, foiling, and soldering to make a table nightlight. It will be a festive addition to your holiday decor! Please bring eye protection. Class will be held at the home studio of the instructor.

Stained Glass Angel



Lynn Abrams

SAT, Oct 19; 10 AM-4 PM; \$105

Students will learn the basics of stained glass: cutting, foiling, and soldering, while making a beautiful angel. This is great for the holidays! Please bring eye protection. Class will be held at the home studio of the instructor.

Jewelry

Easy Peasy Bracelet & Earrings



Pat Whitlow

SAT, Jun 15; 10 AM-12 PM; \$35

This bracelet and earrings set is super easy to make and best of all, requires no tools! This is a fun project for new or more experienced jewelry makers. All materials will be furnished.

Fun & Easy Bracelet Duo



Pat Whitlow

FRI, Jul 26; 10 AM-12 PM; \$35

Students will make both of these simple bracelets in this class. The instructor will show students how to make the tassel on the stretch bracelet. The memory wire bracelet will feature a charm dangle. This is a great for beginning beaders! All materials will be supplied.

Beginner Techniques in Art Clay Silver



Cynthia Quesenberry

SAT, Jul 27; 10 AM-4 PM; \$135

The techniques covered in this class include how to manipulate the clay, and techniques to expand on the skills and experiences previously learned. New techniques covered in this class include how to use a variety of jewelry molds and sculpture techniques. Other ways to add interest could include the addition of small molded decorative elements to create a variety of design combinations.

Students will use a variety of tools to support the design, such as finishing and sanding techniques, and how to make simple repairs. See more info online.

Wire-Wrapped Bracelets

Reyne Buchholz
SAT, Aug 3; 1-4 PM; \$65



Learn how to make a basic wire-wrapped bracelet using square and half round wire. The half round wire is wrapped around the square base wires to secure them in place. Beads and decorative wire elements can be added to make your piece unique. Wire-wrapped jewelry is one of the oldest jewelry making techniques in the world. It is a very useful skill for any jewelry artist and only requires a few basic tools. Open to all skill levels. Students must have the manual dexterity to use a variety of pliers and to manipulate wire.

Traditional Pearl Knotting

Denise Bush
SAT, Aug 10; 1-4 PM; \$55



Students will learn the techniques to knot pearls or other beads to make a necklace. Knotting tweezers will be available for use in class but please bring yours if you have any. Also bring reading glasses and task lighting if these are helpful for you and a bead mat or hand towel to work on. Students may bring beads that they would like to use in future projects to get recommendations. Open to all skill levels.

Silver Clay Bead Pendant Techniques

Cynthia Quesenberry
SAT, Aug 24; 10 AM-4 PM; \$135



The techniques covered in this class include how to manipulate the clay and new techniques to expand on the skills and experiences previously learned. New techniques covered in this class include how to construct several silver clay bead styles to be worn as a focal design pendant. Students will be using a variety of tools to support the design such as finishing and sanding techniques, and how to make simple repairs. Open to all skill levels. See more info online.

Keyhole & Key “Repurposed” Necklace

Pat Whitlow
SAT, Sep 14; 10 AM-12 PM; \$35



Students will make a necklace featuring a vintage keyhole and key as the focal point. The instructor will also provide various beads, buttons, etc. for class members to design their own vintage-inspired necklace. No previous experience necessary.

Upcycling & Restyling Old Jewelry

Denise Bush
SAT, Sep 21; 1-4 PM; \$55



Update and renew your old jewelry while learning basic jewelry skills and creative ways to use old jewelry. Findings and a chain are included in the material fee. Jewelry tools are available for use in class but bring yours, if available. Students may bring necklaces, earrings, brooches, etc. that they would like to update or repair. Bring reading glasses and task lighting if these are helpful for you and a bead mat or hand towel to work on. Open to all skill levels.

Halloween Altered Art Domino Necklace

Pat Whitlow

SAT, Oct 5; 10 AM-12 PM; \$35



In this class a vintage domino will be embellished with a decoupaged picture and other components to make a delightful Halloween necklace. All supplies will be provided, and no previous experience is required.

Prong-Setting Pendant Techniques in Art Clay Silver Cynthia Quesenberry

SAT, Oct 19; 10 AM-4PM; \$135



The techniques covered in this class include how to manipulate the clay and techniques to expand on the skills and experiences previously learned. New techniques covered in this class include how to use a variety of jewelry molds, sculpture techniques, and how to create a prong setting for a cabochon that can be worn as a pendant. Other ways to add interest could include the addition of small molded decorative elements to create a variety of design combinations. Students will be using a variety of tools to support the design such as finishing and sanding techniques, and how to make simple repairs. This is an intermediate level class—some metal clay experience is preferred. See more info online.

Adjustable Wrap Around Ring Tech. in Art Clay Silver Cynthia Quesenberry

SAT, Nov 9; 10 AM-4 PM; \$135



The techniques covered in this class include how to manipulate the clay and new techniques to expand on the skills and experiences previously learned. New techniques covered in this class include how to construct a wrap around silver clay ring. We will be using a variety of tools to support the design such as setting up the ring mandrel, sizing, finishing, sanding techniques, and how to make simple repairs. Open to all skill levels. See more info online.

Holiday Earrings

Pat Whitlow

SAT, Nov 16; 10 AM-12 PM; \$35



Earrings make great gifts for your friends—or for yourself! The instructor will provide instructions and a variety of supplies so students can make their own holiday earrings. Experience not required. Come and make as many pairs as time allows.

Members receive a 10% discount on tuition! If you're not yet a member, become one when you register and immediately enjoy one of the many benefits of membership with The Bay School!

Mixed Media

Mixed Media Lighthouse Canvas Art



Students will be using vintage paper, paint, inks, and other media to create mixed media art on a canvas. All materials are provided.

Virginia Coyle

SAT, Jun 15; 10 AM-1 PM; \$55

Beachy Tea Bag Watercolor



Students will learn various watercolor techniques while painting a miniature beach landscape on a tea bag. Students will end up with a charming miniature beach painting and receive a lovely glass frame to show off their artwork.

Jennifer Schroeder

THU, Jun 20; 6-8 PM; \$40

Whimsical Halloween Air Dry Clay Sculpture



Let's get messy and create some Halloween sculptures using air dry clay! In the first class, students will create two Halloween-themed sculptures on a premade form. The second class students will paint their Halloween figures. All materials will be provided.

Virginia Coyle

WED, Sep 4, 11; 10 AM-12 PM; \$75

Santa Claus Gourd



In this class, students will use air dry clay to transform a gourd into Santa Claus. Everyone's Santa gourd will be different and unique! On the second day of this class, will paint and seal their Santa gourds. This is a messy project from start to finish, so dress appropriately.

Virginia Coyle

TUE, Oct 8, 22; 10 AM-12 PM; \$75

Whimsical Witch Doll



Students will start with a premade wire doll body, and then the instructor will demonstrate how to use felt, embroidery floss, and decorative trims to personalize the doll and her broom. Some basic sewing skills are needed. All materials will be provided.

Virginia Coyle

WED, Oct 16; 10 AM-1 PM; \$50

**Scholarships are available for adults, teens, and children!
Call 804.725.1278 to inquire.**

Paper Clay Tribal Mask



Steph Brown Soles

MON, Nov 4, 18; 9 AM-2 PM; \$185

The first day of this two-day workshop, students will craft a mask using air dry paper clay and paper pulp. The second day will involve painting and decorating the mask with natural materials. A materials list will be provided prior to class.

Beaded Christmas Spider



Virginia Coyle

WED, Nov 20; 10 AM-1 PM; \$55

Have you ever wondered why some Ukrainian families place jeweled spiders on their Christmas tree? The tradition dates back centuries to a tale about a spider who, thankful for the warmth in the house provided by a poor family, spins beautiful Christmas decorations, saving Christmas and bringing good luck to the family. Join us for a fun class and create a new family tradition. Students will create their own special Christmas spider to keep or give as a gift.

Music

Cello Lessons



Nina Buzby

Every THU; 12-4 PM; \$15/30 minutes; \$30/hour

Musician Nina Buzby will hold private classes for all ages and skill levels. She is a founding member of The Tuneful Teachers and greatly enjoys arranging instrumental music and composing vocal music. Class will be either 30 or 60 minutes in length and will be scheduled at the time of registration. Instruments are not provided and are the responsibility of the student.

Painting

Painting Pulsating Colors in Oil or Acrylic & Cold Wax

Kathleen Noffsinger

SAT, Jun 29; 10 AM-3 PM; \$125



Kathleen's *Creative Impressions* workshops challenge the artist to loosely interpret every subject—escaping the confines of detailed painting by working with artist oil or acrylic paints mixed with Cold Wax Medium or Power Wax. The focus of instruction will be deconstructing shapes and colors to create impressionist paintings with emphasis on COLOR vibrations. All levels are welcome! See more info online.

Members receive a 10% discount on tuition! If you're not yet a member, become one when you register and immediately enjoy one of the many benefits of membership with The Bay School!

Hummingbird Watercolor on Yupo

Jennifer Schroeder
TUE, Jul 16; 6-8 PM; \$40



Students will learn various watercolor techniques while painting a hovering hummingbird on Yupo paper. Students will paint their artwork on a frameable 8x10-inch piece of Yupo. Yupo is water-resistant so as the watercolor paint dries, some very interesting and beautiful results develop.

Barn Quilt Canvas Painting

Virginia Coyle
WED, Jul 31; 6-8 PM; \$40



A barn quilt is a large piece of wood painted to look like a quilt block and hung on the exterior of a barn, house, garage or other building. The majority of barn quilts are made of solid colors and comprised of simple geometric shapes such as squares, rectangles and triangles. We will start small in this class. Students will get the same quilt pattern and learn how to draw it on a 12x12-inch canvas and will then paint their design using acrylic paints. All materials will be provided.

Encaustic Painting & Mixed Media Lab

Karen Eide
SAT, Aug 10; 10 AM-4 PM; \$50



Encaustic painting is an ancient process that dates back to 5th century BC. Pigmented beeswax is heated on a griddle and applied to rigid panels with brushes. The results yield luminous, richly layered work that has its own unique character. Students will learn classic encaustic painting techniques and explore how to combine them with contemporary processes, such as surface embellishment, image transfer, incising, collaging, and creating marks and images with oil paint, pastels, markers, and inks. It is an ideal complement or stand-alone process for oil painters, printmakers, collagists, sculptors, watercolorists, and other artists. So that students can continue their exploration of this versatile medium on their own, this lab provides information on supply sources, setting up a studio for encaustic work, safety guidelines, framing, and exhibition considerations. This program has been organized by the Virginia Museum of Fine Arts and is supported in part, by the Paul Mellon Endowment and the Jean Stafford Camp Memorial Fund.

Bumblebee Watercolor

Jennifer Schroeder
TUE, Aug 20; 6-8 PM; \$40



Students will learn various watercolor techniques while painting a happy little bumblebee. You will paint your artwork on frameable 8x10-inch watercolor paper.

Scholarships are available for adults, teens, and children!
Call 804.725.1278 to inquire.

Abstracting the Landscape of My Mind-Sea & Sky-Oil or Acrylic & Cold Wax

Kathleen Noffsinger

SAT, Aug 24; 10 AM-3 PM; \$125



Kathleen's *Creative Impressions* workshops challenge the artist to loosely interpret every subject—escaping the confines of detailed painting by working with artist oil or acrylic paints mixed with Cold Wax Medium or Power Wax. The focus of instruction will be deconstructing shapes and colors to create impressionist seascape paintings with emphasis on depth, texture and color. All levels are welcome. See more info online.

Forest Mushroom Watercolor

Jennifer Schroeder

TUE, Sep 10; 6-8 PM; \$40



Students will learn various watercolor techniques while painting mushrooms. Students will paint on a frameable 8x10-inch piece of watercolor paper.

Everyday Acrylics

Gary Edmondson

WED-FRI, Sep 11-13; 9:30 AM-3:30 PM; \$200

WED-FRI, Nov 6-8; 9:30 AM-3:30 PM; \$200



All students will be welcome to explore different techniques in the use of paint on canvas, canvas board, and watercolor board. Gary will help students to view the different colors in the make-up of the atmosphere, water and the object in still life paintings. Please bring your own photos for reference to help define who you are as a painter. Gary will give individual help and guidance and will critique all work. Please come prepared to use different tools to help you achieve your own style and to have a lot of fun. A materials list will be provided. Beginners are welcome.

Color with Sargent

Dawn Flores

SUN, Sep 22; 10 AM-3 PM; \$50



John Singer Sargent was a master of color. His blacks were textured, his whites were complex and his side-by-side use of warm and cool colors gave his work vibrancy. In this one day workshop students will study Sargent's work through a lecture and slide presentation. Working in either watercolor or acrylic, students will complete color exercises, then copy Sargent's work and create their own compelling piece inspired by Sargent's use of color. This program has been organized by the VMFA Office of Statewide Partnerships and is funded, in part, by the Jean Stafford Camp Memorial Fund.

Members receive a 10% discount on tuition! If you're not yet a member, become one when you register and immediately enjoy one of the many benefits of membership with The Bay School!

Capturing Light & Atmosphere Plein Air

Joe Gyurcsak

TUE-FRI, Oct 1-4; 8 AM-3 PM; \$440

See Joe's Painting Demonstration Classes on Page 23



This workshop's main objective is to teach artists how to see and paint with more confidence, to learn how to create wonderfully energized plein air paintings which capture the unique light and atmosphere the artist envisioned from the moment of their inspiration. Each day will include a demo, short lecture, AM painting scene, PM painting scene, solid individual guidance and valuable critiques with group critique optional. Drawing, composition, value, color, edges, and paint and surface manipulation will be covered. A materials list will be provided. Please note if the weather is uncooperative that Saturday may be the makeup date and/or indoor classes may occur. Beginner to advanced students are welcome. Open to oils, acrylic, and watercolor.

Autumn Splendor Watercolor

Jennifer Schroeder

TUE, Oct 1; 6-8 PM; \$40



Students will learn various watercolor techniques, while painting a gorgeous fall colored treescape. Students will paint artwork on a frameable 8x10-inch piece of watercolor paper.

Painting Luminous Creative Color in Watercolors

Kathleen Noffsinger

SAT, Oct 26; 10 AM-3 PM; \$125



Using transparent watercolors artists will learn to paint beautiful luminous color washes filled with lights that flow throughout their paintings! Working with strong design shapes, Kathleen will share her secrets for using color creatively and taking watercolor painting techniques to the next level. Please bring your regular watercolor supplies and your own non-copyrighted photos with simple shapes and strong light and dark values. A materials list will be provided.

Barn Owl Watercolor

Jennifer Schroeder

TUE, Oct 29; 6-8 PM; \$40



Students will learn various watercolor techniques while painting a gorgeous Barn Owl. Students will paint on a frameable 8x10-inch piece of watercolor paper.

Watercolor Using Coffee & Tea

Jennifer Schroeder

WED, Nov 20; 6-8:30 PM; \$50



Using coffee and/or tea, students will create their artwork on a 3x6-inch piece of watercolor paper suitable for framing. Each student will receive a vintage-looking glass floating frame for their artwork.

Photography

Getting the Most Out of Your DSLR

Paul Blais

WED, Sep 18; 10 AM-1 PM; \$45



This is for beginners no matter how long you have owned a DSLR. This will be a generic class that can apply no matter the brand of your camera. Learn how to get out of Automatic Scene Settings and learn how to drive the bus yourself. This is an Introductory class with no requirements other than the desire to get more out of the camera you really expected could do more. Taking over all the controls is the key. Be the boss! This is about beginning to get where you really want to be as a photographer who can get stunning shots. Please bring your camera to class. See more info online.

Printmaking

Printing Textiles with Indian Blockprints

Mary Swezy

FRI, Nov 15; 10 AM-4PM; \$50



Utilizing intricately carved wood blocks to print a set of two 27-inch cotton tea towels, students will learn about pigment, layering colors, composition, and the possibilities for creating stamps at home. This workshop is open to people of all experience levels. The pigment used in class is permanent so wear old clothes and consider bringing an apron. This program has been organized by the Virginia Museum of Fine Arts and is supported, in part, by the Paul Mellon Endowment and the Jean Stafford Camp Memorial Fund.

Special Topics

Painting Interior Light Demonstration

Joe Gyurcsak

TUE; Oct 1; 7-9 PM; \$50



In this two-hour demonstration, students will learn palette choice, working from reference, composition, value, and paint application. Joe Gyurcsak is known as a master of interior paintings. Don't miss this great opportunity to see Joe develop an interior painting as you watch!

Painting Still Life Demonstration

Joe Gyurcsak

WED; Oct 2; 7-9 PM; \$50



Please join us as Joe Gyurcsak paints a still life painting from life in this two-hour demonstration. Joe is known for his informative demos sharing painting techniques and history of art as he paints. His demos are always engaging and entertaining. Feel free to ask questions during the painting lesson. Don't miss this opportunity to see one of the leading plein air painters in the US!

Cutting Mats for Framing

Davida Hall

FRI; Oct 18; 10 AM-12 PM; \$30



Have you always wondered how to cut a mat for framing photos and artwork? Using a Logan 301 mat cutter, we will cut mats with the outside dimensions of 8x10 and 11x14 inches. Bring a few pictures or photos smaller than these dimensions. Cut the mats and you will take home at least two matted pictures, ready to put into frames. As we have just one mat cutter to work with, class size will be limited to four. It may be possible to add a second class if there is demand.

OpenArts After School 2024

Every week we open the doors of The Bay School and Cobbs Creek Art Center, welcoming children within the community to our OpenArts After School Program. This high energy program introduces students to a variety of techniques, media, and artists. It is open to any child who wishes to participate. Students will have some freedom to explore a variety of artistic mediums. **ADVANCE REGISTRATION IS REQUIRED.** Future dates are to be determined. Stay tuned!

Teen Scene - After School Art

This exciting program will jump into the twentieth century studying works of art by Picasso, Matisse, Calder, Wyeth, and many more. Future dates are to be determined. Stay tuned!

Art Classes for Kids

All Kids' Classes, June thru August, are part of our 2024 Summer Art Camps. Summer Art Camp pricing is pay-what-you-can. To do this, add your selected Summer Art Camp class to your cart and at the payment section choose "pay later." Once you have completed your enrollment, go to your billing information page in your account and select your new invoice and then make a partial payment. If you can't afford to pay, then please don't. If you can pay more to help someone with their camp, then please donate to our scholarship fund.

JUNE - 2024 Summer Art Camps

Needle-Felt a Sheep (Ages 10+)

Jennifer Schroeder

MON, Jun 10; 9:30 AM-1PM; \$35



Students will make their very own adorable sheep with wool and mohair and learn techniques to sculpt the fiber into a sheep using a specialized needle.

Scholarships are available for adults, teens, and children!

Call 804.725.1278 to inquire.

Watercolor Sheep (Ages 8+)



Students will learn various watercolor techniques while painting a woolly sheep and will end up with an 8x10-inch frameable painting and bookmark.

Jennifer Schroeder

MON, Jun 10; 2-4 PM; \$20

Science & Art (Ages 6-12)



This exciting camp will take students into two worlds—science and art! The two are surprisingly connected! Students will be making dyes from natural elements, drawing tessellations, creating cyanotypes, and a whole lot more!

Anne Atkinson

MON, Jun 17; 9 AM-4 PM; \$65

Femmes Fatales (Ages 10+)



Girl Power! This fun camp is all about female artists. Students will be making art to salute ground-breaking artists such as Cassat, Kahlo, Gilot, Kusama, and O'Keefe.

Anne Atkinson

TUE-FRI, Jun 18-21; 1-4 PM; \$70

Mermaid Camp (Ages 7-12)



AHOY Mermaids! Bring your little mermaids to The Bay School for four fun-filled days of mermaid art and crafts. Students will be making mixed media art on canvas, shell art, mermaid jewelry, and more. They will create lots of mermaid art and crafts using multiple mediums from paints, glues, glitter, and more. Dress for mess.

Virginia Coyle & Jennifer Schroeder

TUE-FRI, Jun 18-21; 9 AM-12 PM; \$90

Fundamentals of Clay (Ages 8+)



In this class, students will get a chance to try their hand at the wheel. Learn a short lesson in wedging, centering and then working the wheel. They will also learn basic hand-building. Pieces will be bisque fired then glazed on the last date, and the students will have to return to pick up their work. Wear clothes and shoes you don't mind getting dirty.

Wendy Marshall

SAT, Jun 22, 29, Jul 13; 10 AM-12 PM; \$35

Needle-Felted Fox (Ages 10+)



Students will make their very own felted fox with wool and learn techniques to sculpt the fiber into a fox using a specialized needle.

Jennifer Schroeder

MON, Jun 24; 9:30 AM-1 PM; \$35

Watercolor Fox Painting (Ages 8+)



Students will learn various watercolor techniques, while painting a fox and will end up with an 8x10-inch frameable painting and a bookmark.

Jennifer Schroeder

MON, Jun 24; 2-4 PM; \$20

Altered Realities (Ages 7-12)



What is altered art? Altered art is a transformation or "alteration" of ordinary, everyday objects into decorative pieces using a wide variety of different techniques and materials. It describes a way of recycling and giving new life to all sorts of commonplace and functional items.

Virginia Coyle

TUE-FRI, Jun 25-28; 9 AM-12 PM; \$75

Littles: Process Art (Ages 4-6)



During this busy camp, students will experiment with different mediums including clay, watercolors, collage, fabric, and much more, including bubble wrap! These lessons will focus on the PROCESS and not the product. It will be messy fun! Please send your child in paint-friendly clothes (a smock or apron) and with a snack and water bottle. All art materials will be supplied.

Anne Atkinson

TUE-FRI, Jun 25-28; 1-4 PM; \$90

JULY - 2024 Summer Art Camps

Nature Art (Ages 7-10)



Students will create art made with and inspired by nature and the outdoors. They will learn about the importance of protecting our earth and how we can work together to keep our planet beautiful! This class is all day so please send lunch, drinks, and snacks for your child.

Hayes Burton

MON, Jul 1; 9 AM-4PM; \$50

Hedgehog Felting & Painting (Ages 8+)



In this class, students will create hedgehog art! Learn techniques to sculpt a hedgehog with wool and a specialized needle and then learn watercolor techniques, while painting an adorable hedgehog. This is an all-day class, so please send your child with lunch, drinks, and snacks.

Jennifer Schroeder

TUE, Jul 2; 10 AM-3 PM; \$50

Scholarships are available for adults, teens, and children!

Call 804.725.1278 to inquire.

Fairy Camp (Ages 7-12)



Virginia Coyle & Jennifer Schroeder

MON-THU, Jul 8-11; 9 AM-12 PM; \$90

A fairy is a type of mythical, legendary creature generally found in the folklore of multiple European cultures. Join us for some Fairy Fun this summer! Students will create lots of fairy art and crafts using multiple mediums from paints, glues, glitter, and more. Dress for mess.

Modern Art (Ages 10-14)



Anne Atkinson

MON-THU, Jul 8-11; 1-4 PM; \$80

Pop! Let's make some modern art! In this camp, students will be throwing paint, turning things upside down, and using found objects to create unique pieces of art.

Littles: Laura's Little House (Ages 4-6)



Virginia Coyle

MON, TUE, THU, FRI, Jul 15, 16, 18, 19; 10 AM-11:30 PM; \$45

Join us for this fun class and learn about Laura Ingalls Wilder's pioneer days. Students will make chalk boards, wood spoon dolls, little log cabins on canvas, bean bags, and more. Students will create lots of art and crafts using multiple mediums from paints, glues, and more. Dress for mess.

Owl Felting & Painting (Ages 8+)



Jennifer Schroeder

MON, Jul 15; 10 AM-3 PM; \$50

In this class, students will create two owl projects. Learn techniques to sculpt fiber into a nest that includes several owlets using wool, mohair and specialized needles. Then, learn various paint techniques and use many types of media to produce a bright and colorful owl. This is an all day class so please send your child with lunch, drinks, and a snack.

Experimental Art (Ages 7-10)



Hayes Burton

WED, Jul 17; 9 AM-4 PM; \$50

Students will work with unconventional methods and materials to create unique works of art. Students will learn about legendary avant garde artists, experimental forms of printmaking, and more! This class is all day so please send lunch, drinks, and snacks for your child. This class can also be quite messy so make sure your child is in clothes that can get dirty. Aprons will be provided.

Members receive a 10% discount on tuition! If you're not yet a member, become one when you register and immediately enjoy one of the many benefits of membership with The Bay School!

Kids' Cupcake Decorating Workshop (Ages 6-13)

Maryann Boho

SAT, Jul 20; 10 AM-12 PM; \$25



Get ready to decorate beautiful cupcakes! Students will learn how to fill cupcakes with icing and decorate using a variety of colored buttercream icing. Students will learn how to hold icing bags and how to use the decorating tips. Please note food allergies with registration, tie back long hair, and bring an apron/hand towel and two large airtight containers to take home all decorated cupcakes.

C4K Adventure Camp (Ages 6-12)

Multiple Instructors

MON-FRI; Jul 22-26; 10 AM-4 PM; Free



The Adventure Begins with the library, 4-H, and CA&J Farm for our all day C4K (Coalition4Kids) Camp! Morning sessions and lunch will be at the library every day. All day Wednesday and afternoons will be at The Bay School. Friday is a field trip with the library. Register through the library summer program. This program is free and funded by the Mathews Memorial Library and C4K.

Ancient Greece & Rome (Ages 6-12)

Anne Atkinson

MON, Jul 29; 9 AM-4 PM; \$55



During this camp, students will explore the world of the Greeks and Romans during ancient times. We will be making standards, mosaics, Trojan horses, temples, and gold leaf armor.

AUGUST - 2024 Summer Art Camps

Dolphin/Whale Felting & Painting (Ages 8+)

Jennifer Schroeder

FRI, Aug 2; 10 AM-3 PM; \$50



Students will learn techniques to felt a dolphin using wool and a specialized needle, and then will learn various watercolor techniques while painting a humpback whale. This is an all-day class so please send your child with lunch, drinks, and a snack.

Asia (Ages 13-17)

Anne Atkinson

MON, Aug 5; 9 AM-4 PM; \$65



Students will dabble into the often mysterious of Japan and China and will be making origami, washi eggs, Kabuki masks, and Hokusai greeting cards.

Little's: Down by the Sea (Ages 4-6)

Virginia Coyle

TUE-FRI, Aug 6-9; 10 AM-11:30 PM; \$45



Bring the little's to our down by the sea art camp. Students will be making driftwood wind chimes, jellyfish art, sand art, shell art, and other beachy crafts. They will create lots of beachy art and crafts using multiple mediums from paints, glues, glitter, and more. Dress for mess.

Zoo (Ages 6-12)

Anne Atkinson

TUE-FRI, Aug 6-9; 1-4 PM; \$75



Time for some fun with critters! In this camp, students will learn about Henri Rousseau, Frans Snyders, Paul Klee, and many more artists who captured the animal kingdom through painting.

Mushroom Felting & Painting (Ages 8+)

Jennifer Schroeder

MON, Aug 12; 10 AM-3 PM; \$55



In this class, students will create two mushroom projects. Learn techniques using wool and a specialized needle to felt mushrooms. Then learn to paint with acrylics while creating a magical mushroom scene on a canvas. This is an all-day class so please send your child with lunch, drinks, and a snack.

Lewis Theatre Camp (Ages 6+)

Anne Atkinson

TUE-FRI; Aug 13-16; 9 AM-4PM; \$180



We are going to have fun with two classic works of literature: C.S. Lewis' Chronicles of Narnia and Lewis Carroll's Alice in Wonderland. After making fun recreations of the characters and props from both works, the students will perform in a one-act play from each. **Students will need to be available to perform the play on Saturday, August 17.**

Jellyfish Felting & Painting (Ages 8+)

Jennifer Schroeder

MON, Aug 19; 10 AM-3 PM; \$50



In this class, students will create two jellyfish projects—one with wool and the other with watercolors. Make a beautiful and colorful jellyfish with wool and mohair while learning the techniques to sculpt the fiber with a specialized needle. Also learn various watercolor techniques while painting jellyfish on Yupo paper, which is water resistant and causes some very interesting and beautiful results. This is an all-day class, so please send your child with lunch, drinks, and a snack.

Members receive a 10% discount on tuition! If you're not yet a member, become one when you register and immediately enjoy one of the many benefits of membership with The Bay School!

American Indian Art (Ages 6-10)

Davida Hall

TUE-FRI, Aug 20-23; 1-4 PM; \$65



During this camp, students will learn about some Indian Tribes through art projects. The first day, students will create models of tepees as part of a tepee village. Tepees were portable homes at one time used by the Plains tribes. The next day, students will use coiled air-dry clay to make bowls, somewhat like the Pueblo tribes did. On the third day, students will learn about ledger art, which was done by American Indian people who were held captive by American soldiers many years ago. On the last day, students will paint the clay bowls. Also on the last day, students will use geometric shapes to create designs they imagine the Navajo people might have used to create their woven blankets.

OCTOBER

Mommy & Me: Spooky Tree (Ages 4-6)

Virginia Coyle

SAT, Oct 5; 10-11 AM; \$15



Bring your kids to this fun class where they will paint a spooky background on canvas board, sculpt a tree from aluminum foil, and glue it on the background. As always, we welcome another family member to come for class if mommy can't make it. **An adult must stay for this class.** Dress for mess.

NOVEMBER

Hand Build a Santa Plate (Ages 8+)

Linda Brent

SAT, Nov 2, 9; 10 AM-12 PM; \$30



Have fun making your own plate for Santa's cookies! The first day of class, students will create a plate from clay. On the second day, they will add color to their plates. This class can be messy so please wear shoes and clothes you don't mind getting dirty. Students will have to return to The Bay School to pick up completed work.

American Indian Art (Ages 11+)

Davida Hall

SAT, Nov 2, 23; 1-4 PM; \$35



During class, students will have the opportunity to learn about some Indian tribes through art projects. Students will make their own version of Iroquois masks. The original masks were carved of wood, although ours will be built from papier-mâché. Students will make coiled bowls of clay like many tribes did, including the nearby Pamunkey. They will learn about the Navajo as they create small scale weavings. Students will also make pine needle baskets, as those were made by some tribes.

**Scholarships are available for adults, teens, and children!
Call 804.725.1278 to inquire.**

Preschool Holiday Chocolate-Making Workshop (Ages 3-5) Maryann Boho

SAT, Nov 16; 9:30-11 AM; \$20



This class will introduce students to basic chocolate-making techniques. Students will dip pretzels, marshmallows, make chocolate clusters, use holiday candy molds, and make other treats for the holidays! Please note any food allergies with registration.

All chocolates and treats made are taken home. Please tie back long hair and bring an apron. Bring a large airtight container to take home your chocolate treats. **A parent or guardian must stay for the class.**

Kids' Holiday Chocolate Workshop (Ages 6-13)

Maryann Boho

SAT, Nov 16; 11:30 AM-1:30 PM; \$25



Get ready to make holiday chocolates and treats for the upcoming holidays! Students will be using candy molds, dipping Oreos and pretzels, and making some fun holiday chocolate bark! Please note food allergies with registration, tie back long hair, and bring an apron/hand towel and one large airtight container to take home chocolate treats made during the workshop!

Kids' Gingerbread House (Ages 6-13)

Maryann Boho

SAT, Nov 16; 2-4 PM; \$25



Students will decorate their own gingerbread house, and we will provide all of the candy and icing for construction! All houses are completely edible so are a perfect centerpiece for the holidays! This is a popular workshop every holiday season. Please note any food allergies with registration. All decorated houses are taken home. Please tie back long hair and bring an apron and hand towel.

DECEMBER

Family Art: Clothespin Snowflakes

Virginia Coyle

WED, Dec 4; 6-8 PM; \$20



Using clothespins, students will make beautiful snowflake ornaments. It's so easy! Each family member can make one of their own. Keep 'em or gift 'em! This is a family project, so adult family members are required to stay.

Mommy & Me: Christmas Star Ornament (Ages 4-6)

Virginia Coyle

SAT, Dec 7; 10-11 AM; \$15



Bring your kids to this fun class where we will make three different star ornaments using clothespins. These ornaments make great family, friend, or teacher gifts. As always, we welcome another family member to come for class if mommy can't make it. **An adult must stay for this class.** Dress for mess.



Bay Window Wear

CUSTOM WINDOW
TREATMENTS

BLINDS
SHADES
SHUTTERS
DRAPERIES
& MORE

804-384-7917

SALES@BAYWINDOWWEAR.COM

BAYWINDOWWEAR.COM

M&M BUILDING SUPPLY

Hartfield	Mathews	Port Haywood
804-776-7777	804-725-7647	804-725-7165
Mon - Sat 8 AM - 5 PM	Mon - Sat 8 AM - 5 PM	Mon - Fri 8 AM - 5 PM
Sunday 9 AM - 3 PM	Sunday 9 AM - 3 PM	Saturday 8 AM - 1 PM

Shop online and ship to any store for **FREE!**
mandm.doitbest.com - facebook.com/mandmbuildingsupply



MATHEWS MARITIME FOUNDATION

Join us

- Volunteer for new projects!
- Donate your old boat
- Join our membership
- Email info@mathewsmaritime.com

Together, we can preserve, present, and participate in the rich maritime and cultural heritage of Mathews Co., Virginia.



MARITIME MUSEUM
 482 Main Street
 (804) 725-4444
 Open Fri. & Sat., 10-2
 May-Nov.

- facebook.com/mathewsmaritime
- peggyofnewpoint.blogspot.com
- www.mathewsmaritime.com
- www.gilbertkingel.org

**GWYNN'S ISLAND
 BOAT SHOP**
 Less than 1/4 mi. after
 the bridge, on the right.



John A. "Jay" Black III

Senior Vice President-Investments

(804) 435-7705 | (800) 378-2165
jblack@investdavenport.com

141 Technology Park Dr., Kilmarnock, VA 22482

DAVENPORT
 BUILDING WEALTH TOGETHER




Davenport & Company LLC Member: NYSE | FINRA | SIPC www.investdavenport.com/tri-river

Upcoming Art Speaks Gallery Exhibitions

- | | |
|----------------|--|
| Apr 27-May 27: | <i>Art Speaks Juried Exhibition</i> (Reception Apr 27, 5-7 pm) |
| May 31-Jun 24: | <i>Collaborative Creations</i> (Reception May 31, 5-7 pm) |
| Jun 28-Jul 22: | <i>Summer Nights</i> (Reception Jun 28, 5-7 pm) |
| Jul 26-Aug 26: | <i>An Artist's Journey & Student Art Recognition Month</i>
(Reception Jul 26, 5-7 pm) |
| Aug 30-Oct 1: | <i>Time Machine</i> (Reception Aug 30, 5-7 pm) |
| Oct 4-28: | <i>Enchanted</i> (Reception Oct 5, 4-6 pm) |
| Nov 1-Dec 31: | <i>Fired Up</i> (Reception Nov 2, 4-6 pm) |

Members receive a 10% discount on tuition! If you're not yet a member, become one when you register and immediately enjoy one of the many benefits of membership with The Bay School!

VISITMATHIEWS.COM



...SOMETHING FOR EVERYONE



VIRGINIA
IS FOR
OUTDOOR
LOVERS

MATHIEWS COUNTY
mcvic
VISITOR INFORMATION CENTER
239 MAIN STREET

Upcoming Bay School Events

- | | |
|-------------------|--|
| May 4: | May Faire |
| May 5: | Faerie Tea |
| May 18: | Tour de Chesapeake/Markets on Main (9 am-3 pm) |
| Jun 1: | Creative Open House/Yard Sale |
| Jun 4: | Mathews Paint Out (Part of the Gloucester Arts Festival) |
| Jun 15: | Markets on Main (9 am-3 pm) |
| Jul 18: | Wine Tasting |
| Jul 20: | Markets on Main (9 am-3 pm) |
| Aug 17: | Ice Cream Bowls/Markets on Main (9 am-3pm) |
| Sep 6-7: | Mathews Market Days |
| Sep 28: | The Bay School Gala & Art Auction |
| Nov 1: | Backyard Halloween Party (5:30-9 pm) |
| Nov 13: | Progressive Wine Dinner |
| Nov 13-Dec 31: | Holiday Pop-Up Market |
| Nov 29-Dec 1 & 7: | Made in Mathews Open Studio Tour |
| Dec 8: | Empty Bowls |
| Dec 13: | Holiday Night Market (5-8 pm) |
| Dec 14: | Christmas Parade |



**PO Box 1524
Mathews, VA 23109**

**NON-PROFIT
ORGANIZATION
Permit No. 13
Mathews, VA 23109**