



Classes and Workshops

Adults | Teens | Children



Bay School Community Arts Center
Located at 279 Main Street
PO Box 1524
Mathews, VA 23109
(804)725-1278

General Information & Policies

More detailed class information is available through our online registration system. Course registration is available online with our fully searchable class catalog. You can also register in-person or by phone. To receive emails about our class offerings, sign up on our website, www.bayschool-arts.com.

Registration Policy

To ensure that classes meet their minimum enrollment, please register at least 12 days prior to the scheduled class. In most cases, registrations will be accepted after this, if the classes have met their minimum. Payment of tuition and materials fee is due at time of registration.

Refund Policy

If you withdraw your enrollment prior to 10 days before the class start date, you will be refunded or credited the class fee. Some exceptions apply. In recognition of the time and energy instructors invest in preparing for classes, students who cancel their enrollment 10 days or fewer prior to the first day of the course are not eligible for a refund.

Course Cancellation

If the school must cancel a course for any reason, including inclement weather, all participants will be notified and given a full refund or given the opportunity to apply their credit to a future class. In most cases, the Bay School follows Mathews County Public Schools weather cancellations.

Photographs

By attending a class, event or exhibit, you agree that any photographs taken by staff may be used for promotional purposes.

Monday-Saturday 10AM-4 PM

Located at 279 Main Street

PO Box 1524

Mathews, Virginia 23109

804.725.1278

www.bayschool-arts.com

Email: makeart@bayschool-arts.com

Visit us on Facebook: [BaySchoolCommunityArtsCenter](https://www.facebook.com/BaySchoolCommunityArtsCenter)

Instagram: [@Bayschoolarts](https://www.instagram.com/Bayschoolarts)



The Bay School is partially supported by funding from the Virginia Commission for the Arts, the National Endowment for the Arts, Mathews County and Dominion Energy.

Art Speaks Gallery Events

Check our online calendar and watch your email for information about artist gatherings, gallery talks, pop-up shows, and more. Join local artisans for Third Saturday Artisan Markets at the Bay School and beyond.

100x100 | May 31 - June 25

Open House & Artisan Market | June 15

Creative Exchange | June 28 - August 27

Artisan Market | July 20

Kids' Art Show | August 16 - 24

Artisan Market | August 17

An Artist's Journey | August 30 - September 24

Mathews Market Days Artisan Market | September 6 & 7

21st Annual Fine Arts Auction | September 28

New Exhibit | September 27 - October 22

Artisan Market | October 19

New Exhibit | October 25 - November 26

Holiday Artisan Market | November 29 - December 1

Empty Bowls | December 8

OPEN STUDIO

Bring your art supplies and your creative mojo as you join fellow artisans on Monday mornings and select evenings at Open Studio. Feed your creativity every week as you stitch, sketch, paint, dabble and doodle amidst the inspiration of the Art Speaks Gallery. You may use our art supplies for a small fee. The pottery studio is open for members during all Open Studio hours unless there is a class scheduled.



2D Visual Art

2D MIXED MEDIA

She Art Mixed Media Workshop

Tues, Wed, Thurs, October 29, 30, 31 10:00 AM - 01:00 PM \$110.00

Instructor: Virginia Coyle

She Art is about you! In this class you will create a girl based on you. Join us for 3 days of creating mixed media She Art canvases, art dolls, junk sculptures and more. We will upcycle old canvases and use a variety of mediums from acrylic paints to watercolors, tissue paper, wood scraps, fabrics etc...and lots of "Good Junk" to make unique pieces of art.



DRAWING

Soft Pastels for Beginners

Thurs and Fri, June 13 and 14 10:00 AM - 4:00 PM \$100.00

Instructor: Steph Brown

The emphasis of this class will be on experimenting with a variety of papers, use of color and becoming comfortable with the medium. Focusing on creating strong, simplified starts using big shapes of beautiful color, we will experiment and explore various under-painting techniques using pastel, mark making, and significant color choices to push a painting further. Students will develop their own style while learning about composition, value, and technique. A materials list will be provided prior to class.



The Nature of Things

Wed and Thurs, August 28 and 29 10:00 AM - 04:00 PM \$130.00

Instructor: Steph Brown

In this two-day workshop, we will explore the anatomy of insects, which will allow you to capture the posture, proportions, and angles in your sketch before we add details, shading and texture to create life like drawings of bees, dragonflies, beetles, butterflies and other tiny creatures that inhabit Mother Earth. A basic understanding of drawing is needed. A materials list will be provided.



Oil Pastels

Thurs and Fri, Sept 12 and 13 10:00 AM - 04:00 PM \$130.00

Instructor: Steph Brown

Oil pastels have a soft and buttery feel and are fun and rewarding to work with. They adhere to paper, canvas, wood, metal, and glass. The colors are bright, highly saturated and long-lasting. In this two-day workshop, students will learn about underpainting, blending, layering, scraping and texturing. A materials list will be provided.



Studio Series: Exploring Different Mediums

Thursdays, October 3, 10, 17 and 24 12:00 PM - 4:00 PM \$160.00

Instructor: Steph Brown



A fun and relaxed 4-week class for anyone who would like to learn to create with a wide range of mediums including Charcoal, Conte Crayon, Inks and Collage. Come play and learn something different every week. A materials list will be provided.

Portrait Drawing in Charcoal

Saturday, Oct 12 10:00 AM - 04:00 PM \$66.00

Instructor: Marjorie Perrin

Discover how a portrait is so much more than simply recording proportions; instead, it can be one of the most expressive drawings you can create. Identifying the simple patterns and forms that are the basis for a well-designed portrait, students will learn through demonstration to use form, value, and line to develop expression. Please bring a large photo (at least 8 x 10) from which to work. All other supplies are provided. Photos taken in natural light with clear contrast are recommended. Open to all skill levels. This program has been organized by the Virginia Museum of Fine Arts and is supported, in part, by the Paul Mellon Endowment and the Jean Stafford Camp Memorial Fund.



Advanced Pencil Drawing: The Next Level

Wednesdays, Oct 23, 30, Nov 13, 20 10:00 AM - 12:00 PM \$85.00

Instructor: Steph Brown



In this dynamic 4-week workshop, you'll be introduced to all types of tips and tricks that will enhance your pencil drawings and sketches. Learn new techniques that will not only save you time but bring a sense of realism and depth to your pieces. Basic drawing experience is required. A materials list will be provided.

Modern Calligraphy

Thurs and Fri, Nov 7 and 8 10:00 AM - 04:00 PM \$130.00

Instructor: Steph Brown

In this workshop, you'll be introduced to the anatomy of a letter and the many forms it can take, from Whimsical to Classic, Calligraphy, Graffiti, Serif, Script, Illustrated, Ornate, and Original Hand-Drawn alphabets. Spacing, swashes, flourishes and special effects round out this informative and fun class to equip you to hand letter everything from cards to journals to chalk board signs. A materials list will be provided.



Drawing on Toned Paper

Thurs and Fri, Nov 21 and 22 10:00 AM - 04:00 PM \$130.00

Instructor: Steph Brown



On the first day of this workshop, we will explore tonal concepts and learn to create dramatic results through the application of Conte crayons and colored pencils on Mi-Teintes paper. Day two we will explore drawing with chalk pastels, white conte and colored pencils on a solid black background in order to produce dramatic imagery. A materials list will be provided.

Zendoodling for the Holidays
Wed, December 11 10:00 AM - 4:00 PM \$65.00
Instructor: Steph Brown

Join us for a relaxing zendoodling workshop using pen and ink. Students will learn a variety of basic zendoodled patterns, which will be used as a springboard to create one-of-a-kind Holiday Cards and gift tags. **ABSOLUTELY NO ART EXPERIENCE IS NECESSARY.** A materials list will be provided.



PAINTING

Basics for Beginners in Watercolor
Saturday, July 13 10:00 AM - 3:00 PM \$75.00
Instructor: Kathleen Noffsinger

This class offers easy lessons in everything you always wanted to know about watercolor! From a compositional sketch to a full color painting, Kathleen will demonstrate each basic step and give artists time to try the techniques with hands-on guidance. This class is also recommended as a great review of color mixing for the intermediate painter. A materials list will be provided. Rental supplies are available for \$55 by contacting the instructor.



Everyday Acrylics
Wed, Thurs, Fri, August 21, 22, 23 9:30 AM - 3:30 PM \$150.00
Wed, Thurs, Fri, December 4, 5, 6 9:30 AM - 3:30 PM \$150.00
Instructor: Gary Edmondson



All students will be welcome to explore different techniques in the use of paint on canvas, canvas board and watercolor board. Gary will help students to view the different colors in the make-up of the atmosphere, water and the object in still life paintings. Please bring your own photos for reference to help define who you are as a painter. Gary will give individual help and guidance and will critique all work. Please come prepared to use different tools to help you achieve your own style and to have a lot of fun. A materials list will be provided. Beginners are welcome.

Visual Poetry - Abstracting Realism with Texture Techniques
Tues and Wed, October 8 and 9 10:00 AM - 3:00 PM \$150.00
Instructor: Kathleen Noffsinger

This workshop takes traditional watercolor painting to new levels of creativity using Kathleen's techniques of "deconstructing" shapes and creating "textural" excitement with color. Artists should bring seascape, landscape, flower and bird photos and an adventurous attitude! A materials list will be provided or bring your preferred supplies. All skill levels welcome.



Landscape Painting in Oils
Saturday, October 26 10:00 AM - 04:00 PM \$66.00
Instructor: Marjorie Perrin



How do artists capture the mood and light effects in landscape? In this workshop, participants explore how to use color and form to create an expressive landscape painting. A demonstration shows how to see color and simple shapes as a starting point and how to create atmospheric perspective and depth while developing individual styles. The instructor will have photos for you to paint from but you are welcome to bring your own. All other supplies are provided. Open to all skill levels. This program has been organized by the Virginia Museum

of Fine Arts and is supported, in part, by the Paul Mellon Endowment and the Jean Stafford Camp Memorial Fund.

Capturing the Essence of Your Subject in Still Life
Tues, Wed, Thurs, Fri, November 5, 6, 7, 8 10:00 AM - 03:00 PM \$395.00
Instructor: Joe Gyurcsak

In this class Joe Gyurcsak will discuss composition/design, drawing vs volume, value, color, edge control and paint manipulation. There will be a few alla prima demos so students can see and hear explanations in regards to how to establish a successful start and finish in one session. Personal and group discussion along with critiques will be provided throughout the workshop. Open to watercolor, gouache, oil, acrylic and pastels. For more info on the instructor please see his website at www.josephgyurcsak.com. Joe is the Resident Artist / Brand Manager for Blick / Utrecht Art Supplies. All skill levels welcome. A materials list will be provided. No refunds after October 1.



Alla prima (Italian, meaning at first attempt), is a painting technique, used mostly in oil painting, in which layers of wet paint are applied to previously administered layers of wet paint.

PHOTOGRAPHY

Landscape Photography - Going Beyond Basic
Wednesday, October 2 12:00 PM - 3:00 PM \$55.00
Instructor: Paul Blais



This is a class for those that have basic camera skills. It's not meant to be an advanced class but it is meant to start with basic camera operations experience. We will cover the issues related to shooting landscapes as far as planning, gear, and techniques. There will also be some limited instruction on post processing. In addition to the classroom, students can sign up for the optional Day Time, Sunset, or Sunrise shoot. The shoot

dates will be announced after the class pending weather and forecasts that could afford the best possible experience for those times. You'll get a date even if it takes a while to make a good one. It's hoped we all get lucky and come home with some winners. There will be on site instruction at a location within a reasonable distance range from the Bay School. Some of my best work has been in Mathews. I'll share some of them with you.

3D Visual Art

FAMILY ART TIME



Junkbots

Sat, August 10 12:00 PM - 2:00 PM No Fee

Instructor: Virginia Coyle

We will be using found objects to create whimsical little robots. Bring your family and imaginations to this fun 2 hour class. This is a great opportunity to spend some quality time creating art sculpture from reclaimed items. Some bots may need to be left overnight to ensure enough drying time. This program is funded by the Mathews Community Foundation.



Victorian Holiday Ornaments for Families

Sat, December 7 12:00 PM - 2:00 PM No Fee

Instructor: Virginia Coyle

'Tis the season for some family fun time. Join us for 2 hours of Victorian style holiday ornament making. Bring some photos of you and your family that you would like to use in these ornaments, or use some Victorian style stock photos we will have on hand. This program is funded by the Mathews Community Foundation.

3D MIXED MEDIA

The Paper Mache Adventure

Wednesdays, Sept 4, 11, 18, 25 10:00 AM - 2:00 PM \$180.00

Instructor: Steph Brown

In this very hands-on class you'll learn the fundamentals of paper mache and create your own sculpture. From realistic to whimsical, the sky's the limit with this simple yet versatile medium! No experience is necessary. There will be no break for lunch so please bring a snack if you need one.




Wall Mosaic Planter

Sat, Sept 14, 10:00 AM - 4:00 PM and Sun, Sept 15, 3 PM - 5 PM \$110.00

Instructor: Lynn Abrams

Bring 4 ceramic plates, hammer and gloves. I will supply the plants and creamer bowl/cup. If you have a particular creamer bowl/cup you want to use, please talk to me a few weeks before. Class will be held at the home studio of the instructor. Open to all skill levels.



Mosaic Steaming Cup

Sat, Oct 12, 10:00 AM - 4:00 PM and Sun, Oct 13, 3 PM - 5 PM \$100.00

Instructor: Lynn Abrams

Your morning cup of tea never looked so good. Learn to mosaic with glass pieces, wire and grout. Please bring eye protection. Class is held at the home studio of the instructor. Open to all skill levels.



Hand Made Sketchbook

Wednesday, Oct 16 10:00 AM - 4:00 PM \$65.00

Instructor: Steph Brown

Explore the fundamental principles of creating your own hand-made sketchbook using bookbinding tools and specialty papers. Students will learn folded and sewn book structures and leave with a finished sketchbook and the skills to create more at home. All levels welcome. A materials list will be provided.



Create Your Own Heirloom Stool

Fri, October 18 10:00 AM - 3:00 PM \$115.00

Instructor: Rosalie Brown

Using an oak stool frame from the E.A. Clore factory in Madison, VA you will learn to weave a splint seat on your stool. Please bring a sharp pair of scissors and a bucket. Open to all skill levels.

Creating a Community Paper Quilt Wall Hanging using Linoleum Cut Stamps and Prints

Sat, October 26 10:00 AM - 04:30 PM \$95.00

Instructor: Caroline Garrett Hardy

Come create a paper quilt-style wall-hanging using stamps, linoleum prints, frottage (rubblings) and recycled paper. In the process you will learn to make a linoleum cut using Speedy-cut. In keeping with the season, our theme for the quilt-style wall-hanging will be "Earth Works: Gratitude for the Bounty of our Earth". Images can include - leaves, trees, flowers, foods, pets, animals, insects, with an overall concept of gratefulness. We will use black, red, yellow, and blue inks. If you have stamps at home, bring them to share. We will start off with small stamp-like prints and work up to 6"x6". Color, recycled papers, and frottages can be added to the overall design. Goal: Aesthetically to achieve harmony, unity, with variety and emphasis. Open to all skill levels. A materials list will be provided.



Pine Needle Ornament

Ages 13 - & up Sat, December 7 12:00 PM - 3:00 PM \$35.00

Instructor: Davida Hall

pine needles and a decorative wooden center, we will sew to coil a pine needle ornament. The first row of pine needles will already be started on the ornament. This pine needle project should be completed during the class. It will be suitable to be used as a Christmas tree ornament, or may be used as a decoration to be hung on the wall.



BASKETRY

Cheese Basket

Fri, August 23 10:00 AM - 3:00 PM \$80.00

Instructor: Rosalie Brown

The cheese basket is a Shaker design for separating the whey from the curd in cheese making. Today this basket can serve a variety of purposes or be a beautiful decorative piece. This is an intermediate level basket class.



Twill Tote Basket
Sat, October 5 10:00 AM - 4:00 PM \$106.00
Instructor: Nancy Kochli

Learn twill weave and create a sturdy basket with swing handles. Once students understand the basics of twill weave, a new world of basket weaving will open up. This class is appropriate for students who have prior experience with flat reed. It is an intermediate level basket. Please bring a small bucket and towel. Bring any basket making tools that you have such as clippers, sturdy clothespins or clamps and tape measure.



Woven Paper Basket
Tues, October 15 1:00 PM - 3:00 PM \$25.00
Instructor: Davida Hall



Weave a colorful mini-basket - just the right size for business cards, rings, hair ties, or anything little! We will use a wooden mold, so the shape will come out just right.

Large Market Basket
Ages 13 - & up Saturdays, Nov 16 and 23 12:00 PM - 3:00 PM \$85.00
Instructor: Davida Hall

Using reed, we will weave a large market basket. Natural color reed, as well as colors for design details will be available. Finished basket will have a handle and will be perfect for shopping at Market Days in Mathews!



Twill Tote Basket
CERAMICS

Pottery Open Studio

Pottery Studio Membership is available to those who have prior experience working in clay. Membership is available on monthly, quarterly or annual basis, or the studio may be used by the hour or day. Studio hours vary and are posted on the online calendar.



Design Your Wheel Class

Dates and Times to be determined by students and studio availability

Instructor: Doris Hackworth

This class will consist of 2 hour wheel sessions, with the students determining the dates, times, and frequency based on their own needs. Each 2 hour session is \$25 per person. Minimum class size is 3 students, so bring a friend.

Creating Texture and Pattern on Wheel-thrown Pottery
Sat and Sun, June 8 and 9 9:30 AM - 4:30 PM \$225.00
Instructor: Nan Rothwell

Projects might include texturing still-wet pots by carving with wires and tools, using fabric and underglazes to create colored textures, and creating depth with applications of thick slip. Bring your clay tools and packing material to take home leather hard work. This class is not for beginners. You should know how to center clay and draw up a wall. This class does not include glazing or firing. Studio members can take care of this with their studio membership or non-members can pay an additional fee.



All Clay, All Day

Sat, June 29 10:00 AM - 4:00 PM

Sat, September 14 10:00 AM - 4:00 PM

Studio members no charge. Non-members \$25.00.

No materials or firing included. Participants may purchase clay onsite, and non-members may pay for firing.

Instructors: Doris Hackworth and Patricia Shook



This one day event will inspire and motivate you in your wheel throwing endeavors whether you are early in your clay journey or a seasoned veteran. Are you having a particular problem when you throw? With tunes, munchies, and multiple instructors throughout the day, we can get you past that hump, obstacle, or plateau you're struggling with. There will also be demonstrations on different topics by various instructors during the day. You may choose which ones to participate in, or you may choose to watch them all! Some wheel experience is required.

Mold Making / Slab Building
Wednesdays, July 10, 17, 24, 31 6:30 PM - 8:30 PM \$128.00
Instructor: Martha Hayes

In this class students will construct reusable styrofoam molds. They will design their own molds for baking dishes, trays, etc., fill them, finish and glaze the pieces. Bring your clay tools, bucket and a towel to class. Open to all skill levels.



Sip & Spin
Tuesday, July 30 6:00 PM - 8:00 PM \$45.00
Tuesday, November 5 6:00 PM - 8:00 PM \$45.00
Instructor: Wendy Marshall



Haven't you always thought you would like to try working in clay? Now is your chance! Bring your significant other, your best friend or your coworker, or come make new friends. You will learn some basic techniques for working on the potter's wheel. This can be a messy class so wear clothes and shoes you don't mind getting dirty. You may have your work fired and we will glaze it for you for an additional \$5 fee. Wine, beer, and light snacks will be provided. The class is limited to 8 students so register early! Contact the Bay School if you are interested in planning a private class with a group of your friends!

Face Jugs
Thursdays, Aug 15, 22, 29 6:00 PM - 8:00 PM \$90.00
Instructor: Wendy Marshall

Do you like folk art? Come learn about the history of face jugs and create your own! We will hand build jugs and add personal touches to create truly unique and personal jugs. Open to all skill levels.



Handbuilt Fish Platter

Tuesdays, Sept 10, 17, 24 12:00 PM - 3:00 PM \$115.00

Instructor: Linda Brent

Come and get your hands dirty and learn the pleasure of creating your own fish platter. This class is all about stress relief with clay!



Beginner Wheel Throwing with Wendy

Wednesdays, Sept 18 - Oct 23 6:00 PM - 8:00 PM \$157.00

Instructor: Wendy Marshall

The Beginner Wheel class is designed for the absolute beginner looking for an introduction to the fundamentals of wheel thrown pottery or for those who need a refresher course. Learn basic throwing techniques, wedging, trimming and glazing to make your own functional pottery such as bowls and mugs during this 6-week course. Please bring your pottery tools to class. You can purchase tools the first day of class if needed.



Handbuilt Plates

Tuesdays, Oct 1, 8, 15 12:00 PM - 3:00 PM \$115.00

Instructor: Linda Brent

Come and get your hands dirty and learn the pleasure of creating your own set of dessert plates. This class is all about stress relief with clay!



Growing Clay Vessels, a Dynamic Approach to Wheel Throwing and Altering

Saturdays, Oct 12 and 19 10:00 AM - 4:00 PM \$140.00

Instructor: Lynn Trott

Would you like to make your pots more lively and playful? Learn methods for throwing and forming wide flowing rims, bud like cups and tall, sometimes undulating stems, then creating the impression of bark, roots and leaves through hand shaping and carving. This class is for intermediate and advanced students. You should know how to center clay and pull up a 2 lb. cylinder. We are concentrating on forms and techniques so the class does not include glazing and firing. Bring your clay tools with you.



Beginner Wheel Throwing with Doris

Fridays Oct 25 - Dec 6 1:00 PM - 3:30 PM (No Class on 11/29) \$190.00

Instructor: Doris Hackworth

Have you always wanted to try your hand at the pottery wheel? Or have you taken a few classes and want to improve your skills? Join us in a relaxed, fun atmosphere and learn to throw, trim and glaze your own functional pots. Please bring your pottery tools. If you don't have tools, you can purchase them the first day of class. Continuing students welcome. Please let us know if you are right-handed or left-handed so we have the appropriate wheel configuration available.



Handbuilt Vases

Tuesdays, Nov 5, 12, 19 12:00 PM - 3:00 PM \$115.00

Instructor: Linda Brent

Come and get your hands dirty and learn the pleasure of creating your own vase. This class is all about stress relief with clay.



FIBER ARTS

Painting Silk Scarves

Fri, June 14 9:00 AM - 12:00 PM \$53.00

Instructor: Rosalie Brown

The beautiful art of painting on silk is a tradition which goes back for centuries. In class you will use a silk scarf as your canvas to create your own beautiful design. Bring an apron to class. All skill levels are welcome. Extra scarves will be available for purchase.



Knotted Rag Bag

Thurs and Fri, July 11 and 12 12:00 PM - 4:00 PM \$100.00

Instructor: Steph Brown

This method of rag rug making is one of the lesser-known techniques of making rugs and bags from rags or strips of cloth. This workshop will introduce you to the technique and tool of this old craft, which will allow you to create a sturdy and trendy tote bag. A materials list will be provided.



Locker Hook a Rug

Fri, July 26 10:00 AM - 4:00 PM \$86.00

Instructor: Rosalie Brown

Locker hooking is similar in some respects to rug hooking. You will pull fabric strips through a canvas in loops that are then locked into place with a hidden strand of wool. Please bring 1 yard of a light, medium and dark cotton fabric including a mix of prints for a total of 3 yards. Please rip some fabric into 1 inch strips before you come to class.



Toe-Up Socks, 2 @ a Time

Tuesdays, October 15, 22, 29 6:00 PM - 8:00 PM \$66.00

Instructor: Evelyn Boor

In this knitting class, we will be knitting a pair of socks on circular needles two at a time from the toe up. Socks make great gifts and are a very portable knitting project since they are small and can be tucked in your purse which means you can knit a few rows while you're waiting. Why toe up? Toe up socks can be tried on while you work so you can adjust the fit. Why 2 @ a time? When you are finished this knitting project you will have a pair of socks and won't have to try to make another one that matches. This class is for the experienced beginner. A materials list will be provided.




Felted Star

Fri, December 13 10:00 AM - 2:00 PM \$59.00

Instructor: Rosalie Brown

Make your own wishing star using wool fabric that has been pre-felted. Please bring a small pair of sharp scissors. This would look great on your Christmas tree. Open to all skill levels.



GLASS



Stained Glass Fan Light
Sat, October 5 10:00 AM - 4:00 PM \$96.00
Instructor: Lynn Abrams

Learn the basics of stained glass while making a table fan lamp for the home. We will learn cutting, foiling and soldering techniques for glass. Two patterns will be available to choose from depending on your experience. Please bring eye protection. Open to all skill levels.

JEWELRY

Art Clay Silver
Instructor: Cynthia Quesenberry Ages 14 & up

Art Clay Silver is a great product especially formulated for objects that can be created and fired in the same day with outstanding results. Art Clay Silver is pure fine silver (.999) mixed with water and an organic binder. It is soft and easy to work with simple tools. Once it is fired at 1550 degrees for 45 minutes the product is .999 fine silver. The creative possibilities are endless. The techniques covered in these classes include how to manipulate the clay, techniques to make attachments, using a variety of textures and molds, finishing, sanding techniques, and how to make simple repairs.



Basic Jewelry Techniques

Sat, July 27 10:00 AM - 4:00 PM \$100.00

This introductory class is an adventure in working with precious metal clay. We will create a variety of silver jewelry and/or other decorative objects for functional use in other projects. Open to all skill levels.



Simple Cuff Bracelet

Sat, November 16 10:00 AM - 4:00 PM \$100.00

The techniques covered in this class include how to manipulate the clay, design and create a simple cuff bracelet. Some metal clay experience is helpful.



Jewelry Ring Techniques

Sat, September 21 10:00 AM - 4:00 PM \$100.00

We will create a ring that is sized and decorated in a variety of hand-crafted designs. Some metal clay experience is helpful.

Wire Crochet Melange

Instructor: Pat Whitlow

Sat, September 14 12:00 PM - 3:00 PM \$55.00

In this class students will create a wire crochet necklace which contains a variety of beads - crystals, pearls, seed beads, and small dagger beads - all combined to make this beautiful and unique necklace. While it looks complicated, it is not difficult to make. The instructor will also provide instructions to finish off the necklace once complete. All necessary supplies and tools will be furnished. Knowledge of the basic crochet chain stitch is required.



New Life for Old Jewelry

Sat, September 21 10:00 AM - 4:00 PM \$76.00

Instructor: Lynn Abrams

Reconstruct your old broken jewelry. Bring old jewelry pieces and transform them into new wearable art. Glass pieces, wire and beads will be available to incorporate into your new jewelry. If you have jewelry that needs a minor repair bring along as well. Please bring your imagination!



Bicone Sparkle Bracelet & Earrings

Sat, October 12 10:00 AM - 12:00 PM \$43.00

Instructor: Pat Whitlow

Two sizes of bicone crystals and seed beads are woven on stringing wire to make this beautiful bracelet which resembles a lattice of sparkling flowers. While the pattern looks intricate, it is really quite easy to make. This bracelet can also be varied by making it in other color combinations. Easy matching earrings will also be made. The instructor will provide all necessary tools and supplies. Open to all skill levels.



Creative Open House

Join us in the Art Speaks Gallery on Saturday, June 15
 for a Creative Open House.

Meet our teachers and see examples
 of what YOU can create in their classes.

Become inspired to
FIND THE ARTIST IN YOU!

NATURAL PRODUCTS



All Natural Beeswax Candles
Sat, August 3 10:00 AM - 3:00 PM \$80.00
Instructor: Cheryl Battle

The making of beeswax candles, from the honeybee to the artist. Learn the process of rendering, cleaning and filtering of raw beeswax as well as the benefit of using beeswax candles. Each student will have the opportunity to handcraft at least three beeswax items to take home, ranging from pillars, votives, theme, holiday as well as ornaments/suncatchers. Learn tips and secrets from the experience of 23 years of candle making. No experience is needed. All supplies will be provided. Class will be held at the home studio of the instructor. Wear old clothes and shoes and bring a smock or apron if you have one.

Culinary

Fish Cookery
Thurs, October 3 3:30 PM - 6:00 PM \$50.00
Instructors: Ruth and Tim Morgan

We are so lucky to have abundant quality fish in our waters and local markets. It's easier to prepare than you think, and it doesn't have to taste fishy or be fried! The instructors will demonstrate different techniques and several original fish recipes for the home cook, and serve them in their kitchen. Class will be held at the home of the instructors.



Oyster Cookery
Thurs, October 24 3:30 PM - 6:00 PM \$50.00
Instructors: Ruth and Tim Morgan



There are many easy to prepare alternatives to raw and fried oysters. The instructors will demonstrate and serve several recipes for appetizers and entrees made with our local bivalves. Class will be held at the home of the instructor.

It's Soup!!
Thurs, November 14 10:00 AM - 1:00 PM \$40.00
Instructor: Janice Moore

Looking for new ideas about how to serve comfort in a soup bowl? Worried about eating dairy but yearning for a rich and creamy soup? Come and try your hand at making these delicious soups using fall vegetables and enjoy them for lunch. All the recipes are easy to prepare. You will NOT have to pour hot liquids into a blender and shield against an explosion (or clean up a big mess). Hint: An immersion blender makes all the difference. You can purchase one at class if you don't already have one at home. Just make sure you tell us you need one when you register so that we have enough of them.



Our Mission

The Bay School Community Arts Center is a non-profit organization whose mission is to provide people of all ages and abilities opportunities to learn, experience and appreciate the arts. Through excellence and diversity in classes, exhibits, lectures and performances, the Bay School will be a gathering place for all.

Body



Tai Chi
Mondays 9:30 am - 10:15 AM 10 Classes/\$60
Instructor: Jack Fuller

Tai Chi has been described as meditation and yoga in motion to become centered in the midst of constant motion. The gentle yet powerful move-ments can be done by people of all abilities and improve health, balance, stress, and flexibility. Feel a peaceful energy. Classes are held at the Mathews YMCA located at 33 Cricket Hill Rd Hudgins, VA. Students will get a card when they register to keep track of classes.



Yoga
Fridays 9:00 AM - 10:15 AM \$80.00
Instructor: Kat Sharp

The Hatha Yoga class is for all levels and can be as gentle or as challenging as you would like. Kat Sharp brings her experience working as a massage therapist to design the class to include guided meditations, self massage, postural alignment, stretching and strength. Classes are held on the third floor of the Halcyon Building, 40 Court Street. Students will get a card when they register to give to the instructor. Cost is \$80 for a card of 10 classes that can be used anytime within a year.

Mind

Bridge Open Studio 10 AM - 12 PM

Join this continual learning Bridge group that meets the 2nd and 4th Tuesday of each month. Bring your Bridge book and a friend for a friendly gathering of Bridge players. This is not a formal class. There may be discussion of what plays were made and why. \$3 per session. Registration is not required. Come for one session or come for them all.

Discover Your Inner Poet: Art-Inspired Writing
Friday, November 15 10:00 AM - 1:00 PM \$35.00
Instructor: Carolyn Kreiter-Foronda

This workshop is an art and word lover's feast. Reproductions and images from VMFA's vast collection inspire poems, journal entries, and prose vignettes. A variety of poetic forms, including the highly imaginative dramatic monologue and ekphrastic formats, enables participants to uncover the inner writer that resides in us all. This interactive session is tailor-made for anyone with a willingness to explore the unique qualities of written language that help define each writer's voice. This program has been organized by the Virginia Museum of Fine Arts and is supported, in part, by the Paul Mellon Endowment and the Jean Stafford Camp Memorial Fund.

Performing Arts

Cello Lessons

Wednesdays 12:00 PM - 4:00 PM 30 minutes \$15 60 minutes \$30

Musician Nina Buzby will hold classes for all ages and skill levels. Classes are for individuals. She began playing cello in the Richmond Public Schools when she was 10, and studied privately with Paul Cartwright and Gesila Depcat of the Richmond Symphony. Nina was a member of the Richmond Symphony for 5 years and currently performs widely in the tri-county area as part of the Strings and Things network of local musicians. Nina is a founding member of The Tuneful Teachers and greatly enjoys arranging instrumental music and composing vocal music. Class time will be scheduled at registration. Instruments are not provided and are the responsibility of the student.

Stress Relief

ART BREAK DURING THE DAY

These classes are designed for anyone who wants to explore art for fun.

No experience necessary!
Virginia Coyle, Instructor
Third Wednesdays

Art Journaling: Where Do I Start?
June 19 10:00 AM - 12:30 PM \$35.00

Try a new twist on journaling. An art journal is a great way to keep up on your artistic skills and record your thoughts and feelings. A materials list will be provided.

Mixed Media Women
July 17 10:00 AM - 1:00 PM \$40.00

You will be creating a mixed media girl using an assortment of papers, paints, glitter, fabric, texture pastes and much, much more.

Assemblage Art
August 21 10:00 AM - 1:00 PM \$40.00

Make an assemblage art doll, a fauxbot or something totally unique by using a variety of materials from wood scraps, cans, metal pieces, old jewelry, china and much more.

Origami Paper Dolls & Sumi-e Painting
September 18 10:00 AM - 12:30 PM \$35.00

These little Japanese paper dolls are super cute and fun to make. We will mix a little bit of origami with some Sumi-e painting.

Mixed Media Witch
October 16 10:00 AM - 1:00 PM \$40.00


We will create a little bit of the art in this class. Students will make a mixed media project using different mediums. Mediums include paper, paint, decoupage and a variety of found items.

Altered Board Books
November 20 10:00 AM - 12:30 PM \$35.00

We will be turning unwanted books into little art journals or scrapbooks. We will use many mediums to accomplish this. Bring your books, pictures (optional) and ideas.

Snowman and Woman - Pallet Art Wall Hanging
December 18 10:00 AM - 1:00 PM \$40.00

Just in time for Christmas we will be painting snowmen on old pallet wood. These small pieces of art will make nice gifts for someone special, decorations for the holidays and afterwards.



ART BREAK DURING THE EVENING

These classes are designed for anyone who wants to explore art for fun. No experience necessary!

Monthly on Tuesdays from 6:30 PM - 8:30 PM \$40

Ages 15+ welcome with an adult. Snacks and alcoholic/non-alcoholic beverages will be available.

Sea Horse Canvas Painting
June 25

We provide the pre-sketched canvas, paint, and brushes for you to make art as entertainment! No experience necessary.

Lighthouse on the Rocks Canvas Painting
July 23

We provide the pre-sketched canvas, paint, and brushes for you to make art as entertainment! No experience necessary.

Torn Paper Collage
August 27

Start with a blank canvas board and lots of different materials to complete this project and have hands-on assistance, to make this simple and fun.

Bohemian Feathers Canvas Painting
September 24

We provide the pre-sketched canvas, paint, and brushes for you to make art as entertainment! No experience necessary.

Great Pumpkins Canvas Painting
October 22



We provide the pre-sketched canvas, paint, and brushes for you to make art as entertainment! No experience necessary.

Christmas Card Making
November 19

You will make the holidays extra special this year when you send your family and friends cards made by you.

Holiday Cookie Decorating
December 10

Get ready for the Holidays! Let's decorate ornaments, trees, stars, bells and more in this fun cookie decorating workshop!



Art Classes for Kids

OpenArts After School (starting after Market days) No Fee

Every week, we open the doors of the Bay School, welcoming children within the community to our OpenArts After School Program. This high energy, after school program introduces students to a variety of techniques, media and artists. It is open to any child (age 6-12) who wishes to participate, whether they attend home school or public school. Call for details and registration information. Advance registration required.



Mommy & Me - Roll & Draw Faces and Fish
Ages 3-6 June 15 10:00 AM - 11:00 AM FREE

Shrink Art
Ages 6-12 July 9 12:00 PM - 2:00 \$12

Model Teepee
Ages 6-12 July 10 12:00 PM - 2:00 PM \$11

Mommy & Me - Sunflowers
Ages 3-6 July 13 10:00 AM - 11:00 AM FREE

Kid's Beachy Chocolate Making
Ages 6-13 July 20 10:00 AM - 12:00 PM \$16

Kid's Summer Beachy Cookie Decorating
Ages 6-13 July 20 12:30 PM - 2:30 PM \$16

Crazy Underwater Creatures
Ages 8-12 July 20 2:00 PM - 4:00 PM \$15

Plastic Lacing
Ages 11 and up Aug 1 10:00 AM - 12:00 PM \$12

Woven Necklaces
Ages 11 and up Aug 2 10:00 AM - 12:00 PM \$11

Mommy & Me - Shell Art
Ages 3-6 Aug 10 10:00 AM - 11:00 AM FREE

Mommy & Me - Coffee Filter Monsters
Ages 3-6 Oct 5 10:00 AM - 11:00 AM FREE

Mommy & Me - Snowy Owl
Ages 3-6 Nov 2 10:00 AM - 11:00 AM FREE

Holiday Preschool Chocolate Making
Ages 3-5 Nov 23 9:30 AM - 11:00 AM \$16

Kids' Gingerbread House
Ages 6-13 Nov 23 11:30 AM - 1:30 PM \$20

Kid's Santa and Holiday Designs Cupcake Decorating
Ages 6-13 Nov 23 2 PM - 4:00 PM \$16

Mommy & Me - Christmas Diorama
Ages 3-6 Dec 7 10:00 AM - 11:00 AM FREE



Summer Camps

Welcome to our new Summer Art Camp format!

Your child may take one FREE WEEK OF ART, SIMPLY DON'T PAY WHEN YOU REGISTER, and we will send you an adjusted invoice.

You will need to register each child through this online registration system and provide emergency contact and allergy information. We are happy to help you with this process over the phone.

This year we are offering a variety of art camps throughout the summer. MOST CAMPS ARE NOT MONDAY-FRIDAY. Take note of class days. The minimum class size for each camp is five children. The class maximum varies. If a class is full, you may place your child on the waiting list and we will let you know if a spot opens. We look forward to seeing you this summer.



So Tweet

Build and decorate a new home for the birds. As we construct their new nesting place, we will learn some fun bird facts that will help us create a place they will be thrilled to call home.

Ages 6 - & up Mon, Tues, Wed 6/10 - 6/12 10:00 AM - 12:00 PM \$27.00
Instructor: Evelyn Boor



Ooodles of Doodles & Dots & Spots

Join us as we create pictures and designs with dots and doodles. You will make your own pieces as well as a group mural.

Ages 6 - & up Mon, Tues, Wed 6/24 - 6/26 1:00 PM - 3:00 PM \$27.00
Instructor: Evelyn Boor



Silhouettes

A silhouette is a single color image that outlines its subject. It was often used to create a person's image (profile), long before we had digital cameras and it was an affordable alternative to having a portrait painted. Using our shadows we will create our profile and experiment with other creative silhouetted images.

Ages 8 - & up Mon, Tues, Wed 6/24 - 6/26 9:00 AM - 12:00 PM \$40.00
Instructor: Evelyn Boor



3 Days of 3D Art

Come get creative with us and spend three days making 3D Art. We will make artist trading blocks, papier mache, some assemblage art and more.

Ages 12 - & up Tues, Wed, Thurs 7/9 - 7/11 12:00 PM - 2:00 PM \$27.00
Instructor: Virginia Coyle



Fundamentals of Clay

In this class, kids will get a chance to try their hand at the wheel. Learn a short lesson in wedging, centering and then working the wheel. They will also learn basic hand-building. Pieces will be bisque fired then glazed on the last date and the students will have to return to pick up their work.

Ages 8 - & up Saturdays, 7/13 - 8/3 10:00 AM - 12:00 PM \$36.00
Instructor: Wendy Marshall




Preschoolers - Artsy Animals

Artsy Animals - We will learn about famous animals in art. Lascaux cave paintings, Henri Rousseau's Jungle Paintings, George Rodrigue "Blue Dog" and more. Please note there is no class on Wednesday.

Ages 4 - 6 Mon, Tues, Thurs, Fri 7/15 - 7/19 10:00 AM - 11:30 AM \$27.00
Instructor: Virginia Coyle

Summer Camps



Knit & Crochet Fun

Make some fun accessories, like a lacy headband, while learning how to knit and crochet.

Ages 13 - & up Mon, Tues, Wed 7/22 - 7/24 1:00 PM - 4:00 PM \$40.00
Instructor: Evelyn Boor



Preschoolers - Life's a Beach

Come join us this summer as we learn about oceans, beaches and the critters that live in and on them. Activities include shell art, painting, music and more.

Ages 4 - 6 Mon, Tues, Thurs, Fri 7/22 - 7/26 10:00 AM - 11:30 AM \$27.00
Instructor: Virginia Coyle



Teen Batik

Learn the art of batik which uses wax and dyes to create designs or pictures on fabric. We will be making a flag and/or a simple backpack to be sewn by the students. Participants can also bring an article of 100% cotton clothing to batik it they would like to wear their art.

Ages 13 - & up Mon, Tues, Wed 7/22 - 7/24 9:00 AM - 11:00 AM \$27.00
Instructor: Evelyn Boor



Easy Peasy Rag Rug

A creation in fluffiness! This is all done by hand. No needlework or utensils. You will learn everything needed to complete your rug at home. Bring a shopping bag of mixed color cotton strips, 1 1/4" x 7" (or they can be 1/4" longer or wider, depending upon what kind of leftovers you have) and a sharp pair of scissors to class. Leftover sewing scraps work best. No pre-washing is necessary.

Ages 12 - 17 Mon, Wed, Fri 7/29 - 8/2 1:00 PM - 3:00 PM \$27.00
Instructor: Sandy Warhol



All Wrapped Up

Using string/yarn and our imaginations we will make and embellish a string orb light to hang or set in your room. We will make several sizes for fun and practice.

Ages: 6 - & up Mon & Tues 8/5 - 8/6 9:00 AM - 12:00 PM \$27.00
Instructor: Evelyn Boor



Art De Jour Mixed Media on Canvas

In this mixed media on canvas class students will combine paints, tissue paper, scrapbook papers, photographs and more to make a personal piece of art with meaning to the student.

Ages: 12 - & up Tues, Wed, Thurs 8/6 - 8/8 10:00 AM - 12:00 PM \$27.00
Instructor: Virginia Coyle



Mermaid Camp

We would love to have your children join us for 4 fun filled days of mermaid art, crafts and fun mermaid themed snacks.

Ages 7 - & up Tues, Wed, Thurs, Fri 8/6 - 8/9 1:00 PM - 3:00 PM \$36.00
Instructor: Virginia Coyle and Jennifer Schroeder

Summer Camps



Creating with Clay

We will mold clay with our hands and other tools to transform it into something fun and unique.

Ages 6 - & up Mondays 8/12 - 8/19 12:30 PM - 3:30 PM \$27.00
Instructor: Evelyn Boor



Art a la Carte

We will be serving up 3 days of making art. Four projects will be provided for students to choose from. They will work at their own pace to finish their chosen project. Projects include Bohemian feather painting, mixed media portraits, artists trading blocks and 3D drawing.

Ages: 7 - 11 Tues, Wed, Thurs 8/13 - 8/15 10:00 AM - 12:00 PM \$27.00
Instructor: Virginia Coyle



Fairy Camp

Fairy Camp is back again this summer. We would love to have your children join us for 2 days of fairy themed arts and crafts. At the end of Fairy Camp we will have a fairy themed party with fairy food, drinks and all graduating fairies receiving a diploma with a new fairy name.

Ages 7 - & up Tues and Wed 8/13 - 8/14 1:00 PM - 3:00 PM \$18.00
Instructor: Virginia Coyle



Make a Basket

Learn the basics of basket weaving as you use flat reeds to weave the bottom, lift the sides, then finish off the rim to form a basket of your very own.

Ages 13 - & up Thurs and Fri 8/15 - 8/16 12:30 PM - 3:30 PM \$27.00
Instructor: Evelyn Boor



Painting for Kids

Students will get to discover their inner artist with painting activities with acrylic and watercolor. Students will learn about art history and how they can incorporate that in their artwork.

Ages 6 - & up Mon, Tues, Wed 8/19 - 8/21 10:00 AM - 12:00 PM \$27.00
Instructor: Hannah Roscher



Mosaic

The art of mosaic assembles small squares of glass, marble, or stone cemented in stucco to imitate a painting. We will use bits of paper, stones, shells, and other miscellaneous items to create our own pictures and designs in a similar manner.

Ages 8 - & up Mon, Tues, Wed 8/26 - 8/28 1:00 PM - 3:00 PM \$27.00
Instructor: Evelyn Boor



Papercrafting

Paper, paper, paper, so fun and versatile! We create new paper from old paper and try the Japanese art of paper folding - origami - to make some critters and a folded paper box.

Ages 8 - & up Mon, Tues, Wed 8/26 - 8/28 10:00 AM - 12:00 PM \$27.00
Instructor: Evelyn Boor



**Bay School Community Arts Center
PO Box 1524
Mathews, Virginia 23109**

**NON-PROFIT
ORGANIZATION
PERMIT NO. 13
MATHEWS, VA
23109**