





N·C·MADE

# THE MONDAY ROLL ARM


WITH THIN FRONT RAIL • 7" LEGS



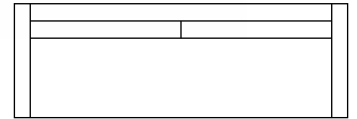
<b>56020</b>	
108lbs.	LOVESEAT
TOTAL	W59" D37" H32"
SEAT	W53" D22" H18"
ARMS	--- --- H24"



<b>56035</b>	
115lbs.	APARTMENT SOFA
TOTAL	W76" D37" H32"
SEAT	W68" D22" H18"
ARMS	--- --- H24"




<b>56030</b>	
140lbs.	86" SOFA
TOTAL	W86" D37" H32"
SEAT	W78" D22" H18"
ARMS	--- --- H24"




<b>56080</b>	
170lbs.	96" SOFA
TOTAL	W96" D37" H32"
SEAT	W88" D22" H18"
ARMS	--- --- H24"


MONDAY ROLL ARM ALSO AVAILABLE WITH LARGER FRONT RAIL AND 2" LEGS AS 510 GROUP. SEE 1:1 BOOKLET FOR MORE INFORMATION. SEE REVERSE FOR SECTIONAL OPTIONS.




<b>55009</b>	<b>CORNER CHAIR</b>
80lbs.	
<b>TOTAL</b>	W37" D37" H32"
<b>SEAT</b>	W22" D22" H18"
<b>ARMS</b>	--- --- ---



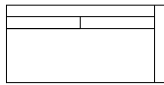
<b>56011</b>	<b>RIGHT ARM CHAIR</b>
80lbs.	
<b>TOTAL</b>	W30" D37" H32"
<b>SEAT</b>	W26" D22" H18"
<b>ARMS</b>	--- --- H24"



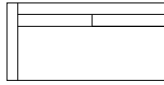
<b>56012</b>	<b>LEFT ARM CHAIR</b>
80lbs.	
<b>TOTAL</b>	W30" D37" H32"
<b>SEAT</b>	W26" D22" H18"
<b>ARMS</b>	--- --- H24"



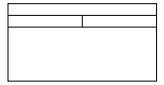
<b>55013</b>	<b>ARMLESS CHAIR</b>
80lbs.	
<b>TOTAL</b>	W26" D37" H32"
<b>SEAT</b>	W26" D22" H18"
<b>ARMS</b>	--- --- ---



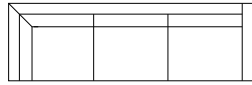
<b>56021</b>	<b>R. ARM LOVESEAT</b>
108lbs.	
<b>TOTAL</b>	W56" D37" H32"
<b>SEAT</b>	W53" D22" H18"
<b>ARMS</b>	--- --- H24"



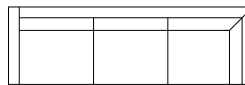
<b>56022</b>	<b>L. ARM LOVESEAT</b>
108lbs.	
<b>TOTAL</b>	W56" D37" H32"
<b>SEAT</b>	W53" D22" H18"
<b>ARMS</b>	--- --- H24"




<b>55023</b>	<b>ARMLESS LOVESEAT</b>
95lbs.	
<b>TOTAL</b>	W52" D37" H32"
<b>SEAT</b>	W52" D22" H18"
<b>ARMS</b>	--- --- ---



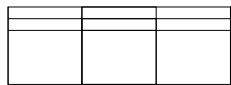
<b>56031</b>	<b>R. CORNER SOFA</b>
180lbs.	
<b>TOTAL</b>	W92" D37" H32"
<b>SEAT</b>	W79" D22" H18"
<b>ARMS</b>	--- --- H24"




<b>56032</b>	<b>L. CORNER SOFA</b>
180lbs.	
<b>TOTAL</b>	W92" D37" H32"
<b>SEAT</b>	W79" D22" H18"
<b>ARMS</b>	--- --- H24"




<b>55033</b>	<b>ARMLESS SOFA</b>
120lbs.	
<b>TOTAL</b>	W78" D37" H32"
<b>SEAT</b>	W78" D22" H18"
<b>ARMS</b>	--- --- ---



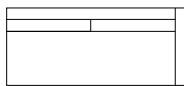
<b>56033</b>	<b>R. ARM SOFA</b>
125lbs.	
<b>TOTAL</b>	W82" D37" H32"
<b>SEAT</b>	W78" D22" H18"
<b>ARMS</b>	--- --- H24"



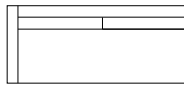
<b>56034</b>	<b>L. ARM SOFA</b>
125lbs.	
<b>TOTAL</b>	W82" D37" H32"
<b>SEAT</b>	W78" D22" H18"
<b>ARMS</b>	--- --- H24"



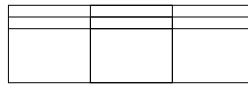
<b>55035</b>	<b>ARMLESS APT. SOFA</b>
100lbs.	
<b>TOTAL</b>	W68" D37" H32"
<b>SEAT</b>	W68" D22" H18"
<b>ARMS</b>	--- --- ---



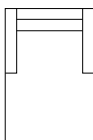
<b>56036</b>	<b>R. ARM APT. SOFA</b>
125lbs.	
<b>TOTAL</b>	W72" D37" H32"
<b>SEAT</b>	W68" D22" H18"
<b>ARMS</b>	--- --- H24"



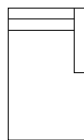
<b>56037</b>	<b>L. ARM APT. SOFA</b>
125lbs.	
<b>TOTAL</b>	W72" D37" H32"
<b>SEAT</b>	W68" D22" H18"
<b>ARMS</b>	--- --- H24"



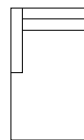
<b>55039</b>	<b>LG. ARMLESS SOFA</b>
140lbs.	
<b>TOTAL</b>	W88" D37" H32"
<b>SEAT</b>	W88" D22" H18"
<b>ARMS</b>	--- --- ---




<b>56060</b>	<b>CHAISE</b>
125lbs.	
<b>TOTAL</b>	W38" D63" H32"
<b>SEAT</b>	W30" D22" H18"
<b>ARMS</b>	--- --- H24"



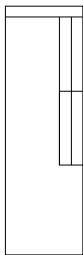
<b>56061</b>	<b>R. ARM CHAISE</b>
125lbs.	
<b>TOTAL</b>	W34" D63" H32"
<b>SEAT</b>	W30" D22" H18"
<b>ARMS</b>	--- --- H24"



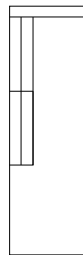
<b>56062</b>	<b>L. ARM CHAISE</b>
125lbs.	
<b>TOTAL</b>	W34" D63" H32"
<b>SEAT</b>	W30" D22" H18"
<b>ARMS</b>	--- --- H24"




<b>55063</b>	<b>ARMLESS CHAISE</b>
125lbs.	
<b>TOTAL</b>	W30" D63" H32"
<b>SEAT</b>	W30" D22" H18"
<b>ARMS</b>	--- --- ---




<b>55071</b>	<b>R. ARM BUMPER</b>
136lbs.	
<b>TOTAL</b>	W37" D85" H32"
<b>SEAT</b>	W22" D70" H18"
<b>ARMS</b>	--- --- ---



<b>55072</b>	<b>L. ARM BUMPER</b>
136lbs.	
<b>TOTAL</b>	W37" D85" H32"
<b>SEAT</b>	W22" D70" H18"
<b>ARMS</b>	--- --- ---



<b>56081</b>	<b>R. ARM LG. SOFA</b>
160lbs.	
<b>TOTAL</b>	W92" D37" H32"
<b>SEAT</b>	W88" D22" H18"
<b>ARMS</b>	--- --- H24"



<b>56082</b>	<b>L. ARM LG. SOFA</b>
160lbs.	
<b>TOTAL</b>	W92" D37" H32"
<b>SEAT</b>	W88" D22" H18"
<b>ARMS</b>	--- --- H24"

MONDAY ROLL ARM ALSO AVAILABLE WITH LARGER FRONT RAIL AND 2" LEGS AS 510 GROUP.  
SEE 1:1 BOOKLET FOR MORE INFORMATION.