





PROFESSIONAL – Fitted Jersey Sheet

190 g/m² single jersey – in white on stock

Tailor made for different mattress sizes and heights, own colors

	Quality features	Properties
design	smooth, with all-around elastic band	well fitting
yarn	50% cotton, 50% polyester	exceptional tear strength
fabric	single jersey	persistend softness
weight	190g/m ²	before washing
seams	professional stitches	stable and elastic
dyeing	white bleached with optical brightener in blue	chlorine resistant
washing	up to 95° C	tumble dry
tolerance	sizes and weights +/- 5%, colors +/- 10%	shrinkage: approx. 5–9% in width, approx. 8–12% in length

Standard assortment - colors and sizes

Model	Jersey-Line	Jersey-Line	Jersey-Line
Size	90–100 x 190–200 cm	140–160 x 200 cm	180–200 x 200 cm
Packaging unit (PU)	16	12	8
color description	chlorine resistant	availability: on stock (✓) or with minimum order quantity	
 007 white		from 100	from 100
 Custom color		from 100	from 100

△ = Chlorine treatment possible. Please follow the handling instructions of the chemical manufacturer, as the fabric may be damaged otherwise.
Standard bar height for these sizes = 35 cm | Special heights such as 50 cm for king-size beds possible with surcharge.



Recommended customizations:



Fitted sheet, stitched with colored thread



RFID transponder pocket