

# goodnature® A24 滅鼠器套裝



新西蘭設計及製造



老鼠專用誘餌劑



CO2瓶



擊殺計算器



老鼠檢測紙

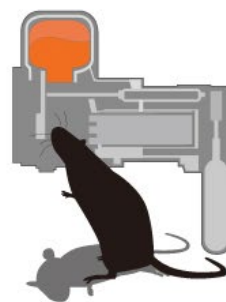
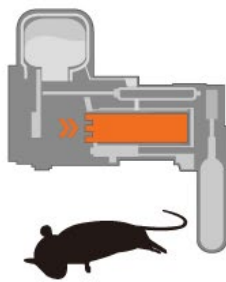
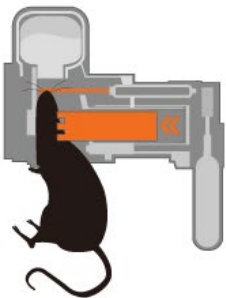
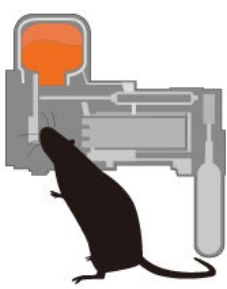
每瓶 CO2 可擊殺24隻老鼠

$$\text{CO}_2 = \text{鼠} \times 24$$

Goodnature® A24 是一款體積小而且易於安裝的滅鼠裝置，每次進行擊殺後能立刻重置，連續對付多隻老鼠。

防風防水的 Goodnature® A24 在不需要任何毒餌及電力下可以滅殺老鼠。老鼠會被誘餌劑吸引進入裝置，當牠的頭部碰到觸發器後，以高壓二氧化碳推動的「撞擊器」便會彈出，瞬間將其擊殺，摔落地面。撞擊器彈出1秒內便會自動重置到原位，準備下一次擊殺，一支二氧化碳瓶能連續擊殺最多24隻老鼠。

- 取得專利的自動重置技術
- 易於安裝和維護
- 不含任何毒餌
- 以人道方式僅對付目標性物種 – 老鼠
- 設計屢獲殊榮及獎狀



## 包裝

- 1 x A24 捕鼠器
- 1 x 含60g 朱古力味配方的老鼠專用誘餌劑
- 2 x 二氧化碳 (CO2) 瓶
- 1 x 老鼠檢測紙
- 1 x 擊殺計算器



## 示範影片



# goodnature® A24 滅鼠器套裝

## 額外配置



U型警告及保護板



固定座



保護罩



DIY 誘餌盒

## 適合室外或室內使用



## 要達到A24滅鼠器最佳效果

在實際安裝A24滅鼠器之前，我們應該先....

1. 使用老鼠檢測紙找出安裝A24的最佳位置，
2. 將檢測範圍內的食物收好，使老鼠不容易接觸到A24誘餌以外的食物來源，
3. 在老鼠出沒的範圍內放置誘餌劑，讓老鼠慢慢對朱古力誘餌產生興趣，
4. 安裝的位置必需為老鼠會停留及取食的地方（安裝的位置極為重要）及
5. 安裝足夠數量的A24滅鼠器

## 耐心等待

A24滅鼠器並不是即安裝即見效，由於真實（實際環境）情況會更複雜，有時傳統毒餌及捕鼠器效果會比較好，甚至有時會比安裝A24更快見效，但過了一段時間便會發現A24的成效越來越好。

由於滅鼠器安裝的位置非常重要，所以起初使用老鼠檢測紙作監測時必需耐心等待。相比起傳統的老鼠藥或捕鼠器，安裝A24或許需要更多時間，不過一旦尋找到最佳安裝位置，Goodnature A24滅鼠器便能夠以很低的維護保養成本達到長期滅鼠效果（與傳統老鼠夾大不同）。

## 額外每月服務

我們可提供定期上門檢查，監察最新鼠患情況及找出有活躍鼠蹤的地方。另外，亦會檢查所有A24滅鼠器，確保裝置有足夠的CO2和誘餌達到持續鼠患控制。

莊臣集團是 goodnature® 的香港唯一代理

## 步驟

1

老鼠檢測紙



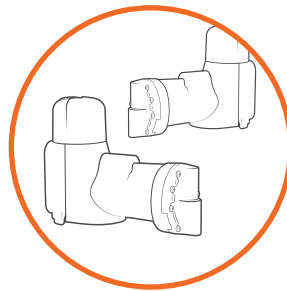
2

老鼠咬過痕跡



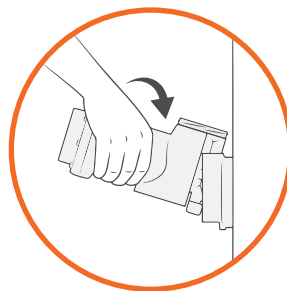
3

鎖定滅鼠器的  
安裝位置及數量



4

安裝滅鼠器



# goodnature® A24 Rodent Trap Kit



New Zealand designed and made



Automatic Lure Pump (ALP)



CO2 Gas Canisters



Digital Strike Counter



Rodent Detector

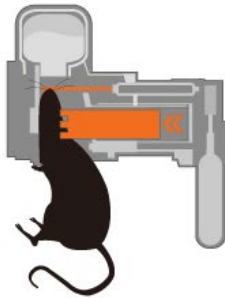
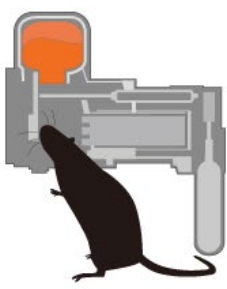
Automatically kills up to 24 rats or mice with just one CO2 canister

$$\text{CO}_2 = \text{Rodent} \times 24$$

**Goodnature® A24** is a small, easy-to-install rodent kill trap, its automatic self-resetting feature enabling it to kill rats or mice repeatedly.

The weatherproof **Goodnature® A24** trap kills rodents without toxins or electricity. Once attracted in by a long-life lure for either rats or mice, the rodent enters the trap, and a trigger causes a CO2-powered striker to instantly kill the rodent. The rodent then falls out of the trap and on the ground. The A24 trap automatically resets itself, and the process can repeat itself up to 24 times before the CO2 cartridge needs to be replaced.

- Patented self-resetting technology
- Easy to install and maintain
- Contains no toxins
- Only kills targeted pest- rodents humanely
- Multi-award winning design



## Packing

- 1 x A24 Self-Resetting Rat and Trap
- 1 x Automatic Lure Pump (ALP) with 60 grams of Chocolate Formula for Rats
- 2 x CO2 Gas Canisters
- 1 x Rodent Detector Kit
- 1 x Digital Strike Counter




## Video



# goodnature® A24 Rodent Trap Kit

## Optional Accessories



U-shape Warning & Protective Board



Trap Stand




Blocker



DIY Lure Basket

## Suitable for Outdoor & Indoor Use



## To maximize the performance of A24

### Before we actually install A24 Trap, we should...

1. use rodent detector cards to locate the traps in the best locations,
2. secure nearby food so rats don't have easy access to other food sources,
3. place lure pouches as pre-feeding nearby to condition the rats to look for the chocolate lure in the traps
4. locate the places where rats will stop and feed (location is crucial) and
5. install adequate number of units

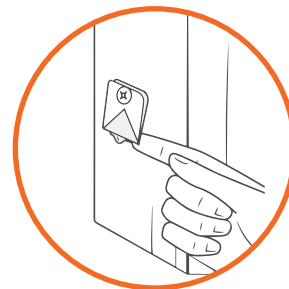
## Be patient

A24 Trap is not built for a quick fix. The reality (actual environment) is much more complex because sometimes conventional toxins and traps may work well and sometimes they even work more quickly than A24 Trap, but Goodnature traps always out-perform over a period of time.

Please be patient when you use the detector cards on the initial setup as trap locations is crucial. It does take more time to set up Goodnature traps vs setting out conventional traps or toxins. However, once the traps are in good locations, they might be able to simply leave them for years and let them kill rats with minimal maintenance (unlike a snap trap).

## Additional Monthly Service

We offer regular on-site visit to thoroughly inspect the latest rodent infestation and locate areas with active rodent activity. Your A24s will also be monitored on a monthly basis ensuring that the CO2 and bait do not run out to achieve constant control.



## Steps

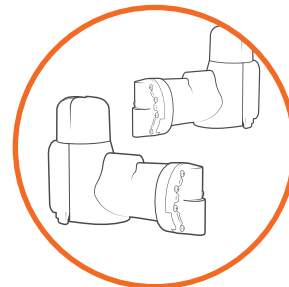
1

Rodent detector card



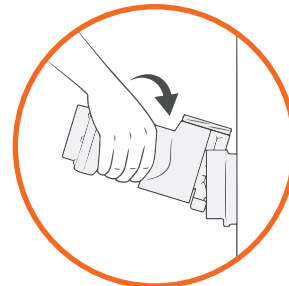
2

Rodent gnaw marks



3

Locate the installation locations and number of traps needed



4

Install A24

Johnson Group is the only distributor of goodnature® in Hong Kong