


# Continuously Adjustable Horizontal Gel Casters

## Versatile Casters adjust to many horizontal gel tray sizes



### Continuously Adjustable Gel Casters

AGCT-16520, AGCT-21826, AGCT-27940

#### Complete System

- Adjustable caster with leveling base and cut-out for handling and storage
- 2 rubber gaskets
- Replacement gaskets, set of 2
- Single (AGCT-16520) or dual (AGCT-21826 or AGCT-27940) finger cams

### DESCRIPTION

The Continuously Adjustable Horizontal Gel Casters fit a wide range of gel trays and are easy to use. All C.B.S. Scientific gel trays are accommodated by at least one of the 3 sizes offered. These versatile casters can also be used to fit any other vendors gel trays within the limits of each size. The gel tray is sandwiched between 2 rubber gaskets using an adjustable gate that can be locked into place using a finger cam. Multiple gel trays can also be cast simultaneously side by side in this system. A convenient cutout on the base can be used to carry the caster or to hang it when not in use.

To determine which of the 3 casters would best suit your needs, refer to the list of compatible C.B.S. Scientific horizontal units and the range of gel tray dimensions accepted by each caster in the tables below.

### Horizontal Unit and Caster Compatibility:

"x" depicts that gel tray of unit will fit

C.B.S. Scientific Horizontal cat. #	Caster cat. # AGCT-16520	Caster cat. # AGCT-21826	Caster cat. # AGCT-27940
MHU-102T, MHU-202T, MHU-402T, MHU-602T, HSU-014, HSE-014, WHME-014, WHME-600	x	x	x
HSU-020, HSE-020,		x	x
HSU-030, HSE-030, HSU-040, HSE-040, HSU-2614T, HSU-2626, HSU-2640			x


### Caster Ordering Information and Gel Tray Dimensions

Continuously Adjustable Caster Cat. #	Maximum Width of Gel Tray	Minimum Length of Gel Tray	Maximum Length of Gel Tray
AGCT-16520	16cm	8cm	20cm
AGCT-21826	21cm	8cm	26cm
AGCT-27940	27cm	9cm	40cm


### ORDERING INFORMATION

CAT. #	DESCRIPTION
<b>CONTINUOUSLY ADJUSTABLE GEL CASTERS</b>	
AGCT-16520	<b>Continuously Adjustable Gel Caster</b> , fits gel trays ≤ 16cm(w) and from 8-20cm(l)
AGCT-21826	<b>Continuously Adjustable Gel Caster</b> , fits gel trays ≤ 21cm(w) and from 8-26cm(l)
AGCT-27940	<b>Continuously Adjustable Gel Caster</b> , fits gel trays ≤ 27cm(w) and from 9-40cm(l)

## 5 easy casting steps




With cam levers in horizontal position slide adjustable gate far enough away from stationary gasket to fit your gel tray(s). Place gel tray in position against stationary gasket as shown.




Slide adjustable gate until snug against gel tray(s).



Press cam levers into vertical position to lock gate in place.



Pour gel(s).



After gel has cooled return levers to horizontal position and slide away from gel tray(s).