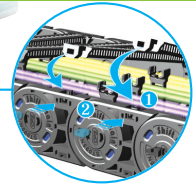
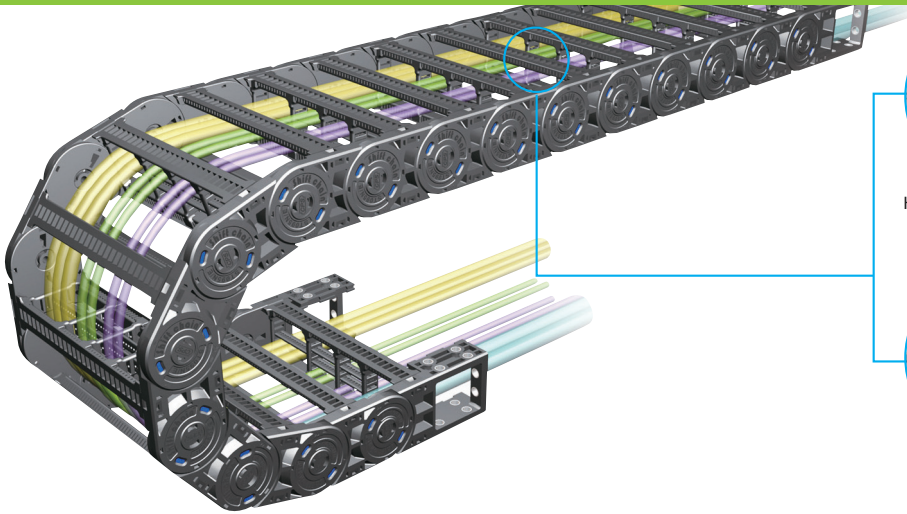
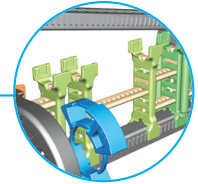


# ST072N



Hinge Frame-Pin Lock Type



Section Composition

## Caculation of the Chain Length

$$[ L = \frac{L_s}{2} + L_p ]$$

## Other Length Restrictions

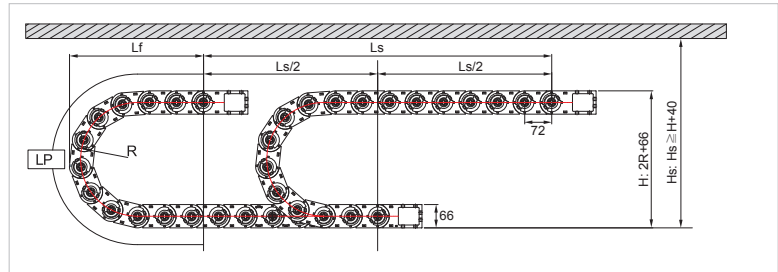
Vertical Standing(Max) = 6.0m

Vertical Hanging(Max) = 100m

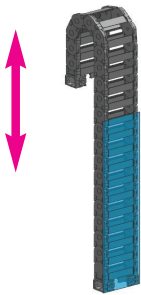
Side Mounted Unsupported(Max) = 2.5m

## Layout of the Chain

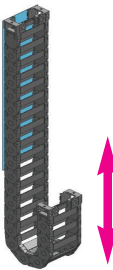
Ls: Stroke Hs: Safe Space



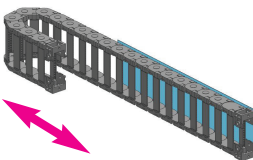
Bending Radius (R)	Lp Loop Length	Lf Loof Projection	H Moving Height
72	514	249	210
100	603	277	266
120	665	297	306
145	743	322	356
200	916	377	466
250	1,074	427	566
300	1,230	477	666



Vertical Standing

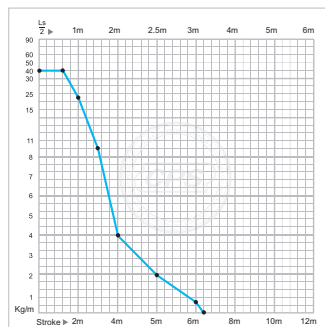


Vertical Hanging




Side Mounted Unsupported

## Unsupported Length



## Separators(SP)



Chain Type	Ordering No.
ST072N	sb-SP/400,Frame