

UTS Series



Dimensions

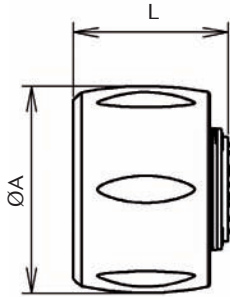


Fig. 1

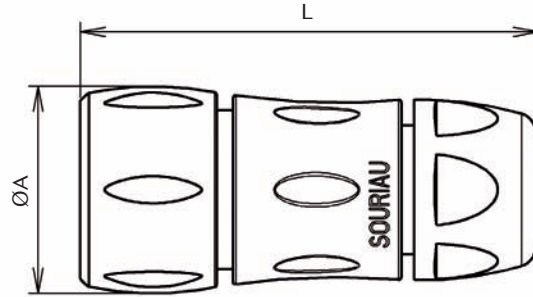


Fig. 2

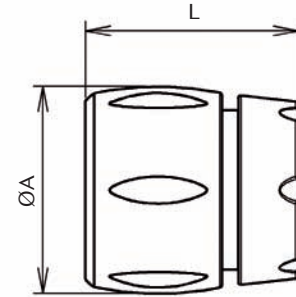


Fig. 3

Part number	Shell size	L (total length)	ØA	Figure	
UTS6JC - - P	10	63.2	26.7	Fig. 2	
	12	66.7	30.2		
	14	71.5	35.1		
	18	81.3	42		
UTS6JC - - S	10	63.2	26.7		
	12	66.7	30.2		
	14	71.5	35.1		
	18	81.3	42		
UTS6GN 104S	10	32	26.2	Fig. 3	
UTS6GN 128S	12	32.3	29.7		
UTS6GN 147S	14	32	34.6		
UTS6GN 1412S					
UTS6GJC 104S	10	61.5	26.2	Fig. 2	
UTS6GJC 128S	12	64.5	29.7		
UTS6GJC 147S	14	70	34.6		
UTS6GJC 1412S					
UTS6 - E - P	8	21.3	22.5	Fig. 1	
	10	23.6	26.7		
	12	23.6	30.2		
	14	23.6	35.1		
UTS6 - E - S	8	21.3	22.5		Sealed Unmated
	10	23.6	26.7		
	12	23.6	30.2		
	14	23.6	35.1		
UTS6JC - E - P	8	54	22.5	Fig. 2	
	10	63.2	26.7		
	12	66.7	30.2		
	14	71.5	35.1		
UTS6JC - E - S	8	54	22.5		Sealed Unmated
	10	63.2	26.7		
	12	66.7	30.2		
	14	71.5	35.1		
UTS6JC 124PSCR	12	66.7	29.7	Fig. 2	
		71.5	34.6		
		66.7	29.7		
		71.5	34.6		
UTS6JC 147PSCR	14	71.5	34.6		
UTS6JC 124SSCR	12	66.7	29.7		
UTS6JC 147SSCR	14	71.5	34.6		
UTS6JC 18RJN	18	81.3	42		Fig. 2

For coding " - - " see p.6 and UTS layout guide p. 12.

Note : all dimensions are in mm