


ATTRIBUTES


FEED THROUGH TERMINALS



KUT 2.5N

Clamping Technology Screw Clamp


Line Representation



Tool Type



Suggested Lugs



Standard Compliance

(Compliance to standard varies from product to product & it is recommended to refer individual product datasheet)

IEC **60947-7-1** CSA **22.2 No. 158**
UL **1059** ATEX **60079-7**

Features

- Widely used for **Cable Marshaling** in industrial application.
- Polyamide 6,6 Housing conforms to flammability grade UL 94
- Terminal screws made of hardened steel & electroplated.
- Double Interlock Clamps.
- Provision for Interconnecting from 2 ways to 10 ways.
- SNAP-IN arrangement for marking labels.
- Funnel shaped cable entry point in housing.

Colour Possibility

Standard Grey Colour



Terminal Pitch	5 mm		
Rated Cross Section	2.5 Sq. mm.		
Connection Possibilities	IEC	UL / CSA	
Flexible	0.5 to 2.5 Sq. mm.	12 to 20 AWG	
Rigid	0.5 to 4 Sq. mm.	12 to 20 AWG	
Wire Stripping Length	10 mm		
Type of Connection	Screw Clamp		
Screw Size	M 2.6		
Insulation Material	Polyamide 6.6		
CTI	> 600V		
Electrical Data / Standards	IEC 60947 - 7 - 1	UL / CSA	IEC 60079-7
Conductor Cross section	2.5 Sq. mm.	12 to 20 AWG	2.5 Sq. mm.
Voltage	1000 V	600 V	630 V
Current	24 A	20 A	20 A
Torque	0.4 Nm	6 LbIn	0.4 Nm
Rated Impulse Voltage	8 KV		
Pollution Degree	III		
Creepage	> 12.5 mm		
Cat. No. & Accessories	CAT	STD PKG	Weight
Terminal Block	KUT 2.5N	100	0.90
End Plate	KPXN	100	0.31
Barrier Plates	KNBF 2.5/10	100	0.60
Protection Cover	PCK 3	100	7.00
Support for Protection Cover	BPSCA	50	1.00
	UHDD	100	0.50
	SCKN	100	0.80
	SCUN	100	0.94
	SCUSL	50	0.63
	SCUDD	50	0.64
	DCKN	100	0.80
End Clamps			
Interconnecting Accessories			
Permanent Shorting Links	CCLM2.5N	100	0.27
Permanent Shorting Links	SLC 2.5N	100	0.13
Removable/Pivoting Shorting Link sets	RSL 2.5N + LSR 2.5N	100	0.35
Marking Accessories			
Marking Label Sets	KN 5	100 strips	0.08
Warning Label Sets	—	—	—
	GMH 10	100	0.70
	GMH 20	50	0.58
	SCKNMLH	50	0.55
	SCUNMLH	50	0.60
	DCKNMLH	50	0.50
Group Marking Carriers			
Testing Accessories			
Test Sockets	—	—	—
Probes	—	—	—
Mounting Accessories			
DIN Rails	CHKS	100	34
	CHKDS	50	17.125
	CHS	50	37.40
	CHK	100	34
Supports for DIN Rail			
Rail End Covers	CHKENDCAP	100	1.04