Chain Cross Section

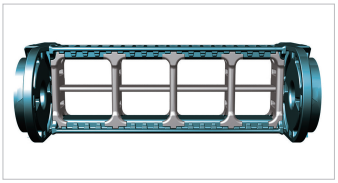

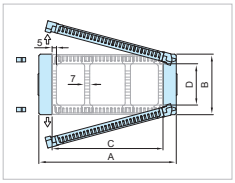

Chain Type	A Width(Outer)	B Height(Outer)	C Frame Width (Inner)	D Height (Inner)	Weight kg/m
ST072N	82 107 132 157 172 182 197 207 222 232 272 282 332	66	50 75 100 125 140 150 165 175 190 200 240 250 300	45	2.10 2.20 2.30 2.43 2.51 2.56 2.62 2.66 2.93 3.11 3.21 3.24 3.60

Free End Bracket (FEB)

Moving End

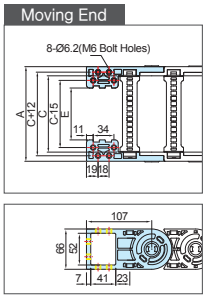

Fixing End

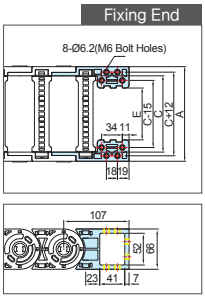

Front View

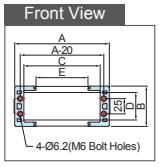

Chain Type	A Width (Outer)	B Height(Outer)	C Frame Width (Inner	D Height (Inner)	E M,EB Bolt hole width	Hole Type
ST072N	82 107 132 157 172 182 197 207 222 232 272 282 332	66	50 75 100 125 140 150 165 175 190 200 240 250 300	45	10 35 60 85 100 110 125 135 150 160 200 210 260	M6 Bolt Holes

System Tie Wrap (STW)



It is a unit to classify each cable for preventing entanglement of cables. It can either be installed to free end bracket or installed separately according its application environment.

Front View

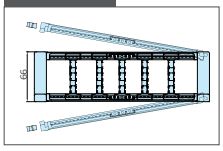

Top View

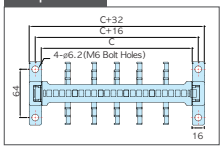

Side View

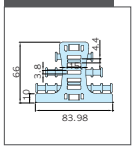

Chain Type	Ordering No.	C Frame	Hole Type
ST072N	S-TW,EB045,50 S-TW,EB045,75 S-TW,EB045,100 S-TW,EB045,125 S-TW,EB045,140 S-TW,EB045,150 S-TW,EB045,165 S-TW,EB045,175 S-TW,EB045,190 S-TW,EB045,200 S-TW,EB045,240 S-TW,EB045,250 S-TW,EB045,300	50 75 100 125 140 150 165 175 190 200 240 250 300	M6 Bolt Holes

※ Dimensions in mm

Steel End Bracket (SEB)

Moving End

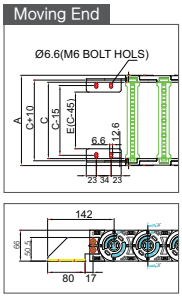

Fixing End

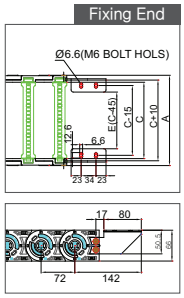

Front View

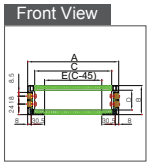

Dividers(DV)

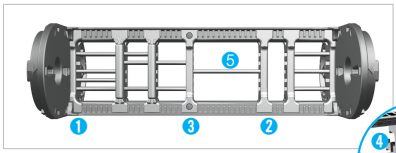



Assemble divider every second frame
DV/T : Applied to Frame 200~300
DV/M : Normal Divider
DV/W : Tie wrap divider for free end bracket(FEB)

❶ sb-DV045/S

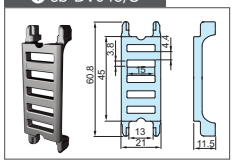

❷ sb-DV045/M

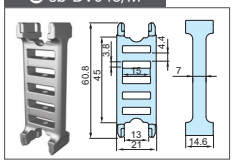

❷ sb-DV045/MS

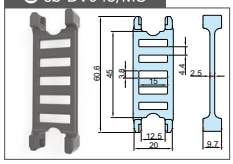

❸ sb-DV045/T

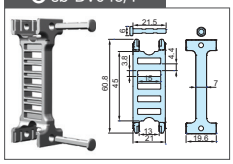

❹ sb-DV045/W

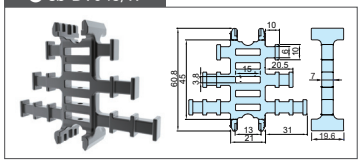

Tie Wrap (TW)

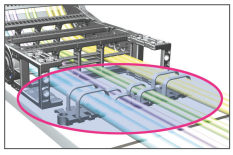

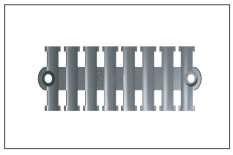

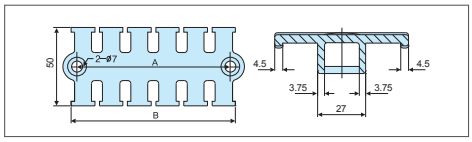

Chain Type	Ordering No.	A	B
ST072N	S-TW50 S-TW75 S-TW100 S-TW125 S-TW150	58 75 98 122 141	65 82 105 129 148