



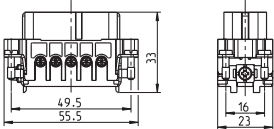

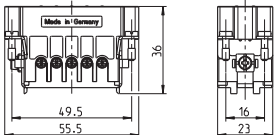




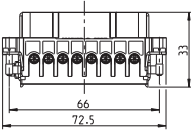
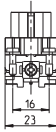




Description	Part no.		Series A 10 P +  16 A / 250 V UL/CSA: 600 V	 
Screw terminal inserts			 	10 46
Female insert Screw terminal with wire protection 0,5-2,5 mm ² (20-14 AWG)	700 110	ex stock		
Male insert Screw terminal with wire protection 0,5-2,5 mm ² (20-14 AWG)	700 210	ex stock	 	10 47

Description	Part no.		Series A 16 P +  16 A / 250 V UL/CSA: 600 V	  g
Screw terminal inserts			  	10 65
Female insert Screw terminal with wire protection 0,5-2,5 mm ² (20-14 AWG)	700 116	<i>ex stock</i>	  	10 63
Male insert Screw terminal with wire protection 0,5-2,5 mm ² (20-14 AWG)	700 216	<i>ex stock</i>		

Series A
32 P +

16 A / 250 V

UL/CSA: 600 V



Description

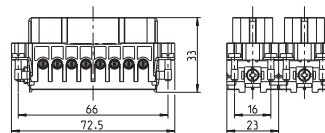
Part no.

Screw terminal inserts

Female insert

 Screw terminal,
0,5-2,5 mm² (20-14 AWG)

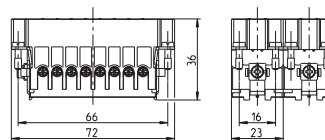
 with wire protection 1 - 16
with wire protection 17 - 32

700 116
700 132

 10
69
69

Male insert

 Screw terminal,
0,5-2,5 mm² (20-14 AWG)

 with wire protection 1 - 16
with wire protection 17 - 32

700 216
700 232

 10
64
64