



# UTS Series

## Dimensions

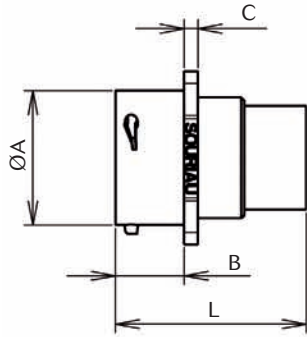


Fig. 1

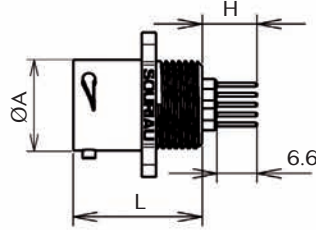


Fig. 2

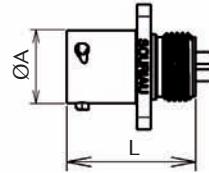
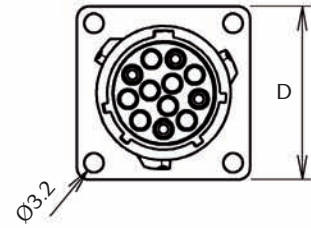


Fig. 3



Front view

Part number	Shell size	L (total length)	ØA	B	C	D	Figure				
UTS0104P	10	31.7	15	11.35	2.3	23.8	Fig. 1				
UTS0128P	12		19			26.2					
UTS01412P	14		22.2			28.6					
UTS01823P	18		28.5			33.3					
UTS0104S	10	24.2	15		11.35	2.3		23.8	Fig. 1		
UTS0128S	12		19					26.2			
UTS01412S	14		22.2					28.6			
UTS01823S	18		28.5					33.3			
UTS0 - E - P	8	21.5	12	11.35		2.3	21	Fig. 3			
	10		15				23.8				
	12		19				26.2				
	14		22.2				28.6				
UTS0 - E - S	8		21.5		12		11.35		2.3	21	Fig. 3
	10				15					23.8	
	12				19					26.2	
	14				22.2					28.6	
UTS0 - D - P	8	21.5		11.9	11.3	2.3		21		Fig. 2	
	10			14.9				23.8			
	12			19				26.2			
	14			22.2				28.6			
UTS0 - D - S	8		21.5	12		11.3	2.3	21	Fig. 2		
	10			15				23.8			
	12			19				26.2			
	14			22.2				28.6			
UTS0104P	10	31.7		15	11.35		2.3	23.8		Fig. 2	
UTS0128P	12			19				26.2			
UTS01412P	14			22.2				28.6			
UTS01823P	18			28.5				33.3			
UTS0104S	10	24.2	15	11.35		2.3	23.8	Fig. 2			
UTS0128S	12		19				26.2				
UTS01412S	14		22.2				28.6				
UTS01823S	18		28.5				33.3				

**Sealed  
Unmated**

H (for PCB contact): PCB nominal length (see page 30)  
For coding " - " see p.6 and UTS layout guide p.12.

Note : all dimensions are in mm