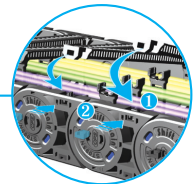
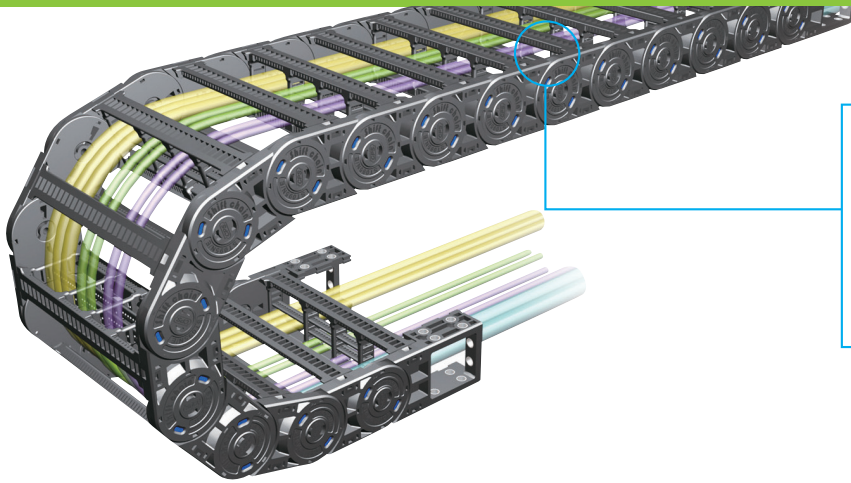
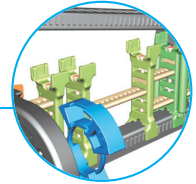


ST095N



Hinge Frame-Pin Lock Type



Section Composition

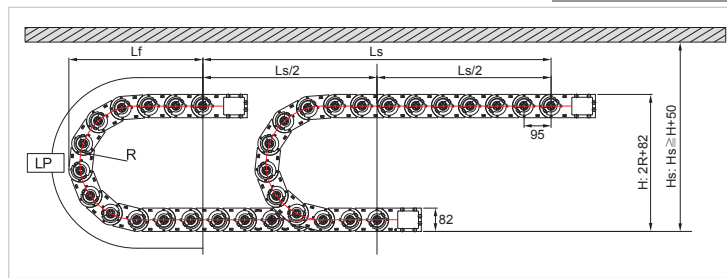
Calculation of the Chain Length

$$[L = \frac{L_s}{2} + L_p]$$

Other Length Restrictions

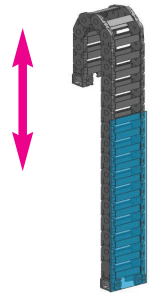
- Vertical Standing(Max) = 6.0m
- Vertical Hanging(Max) = 100m
- Side Mounted Unsupported(Max) = 3.0m

Layout of the Chain

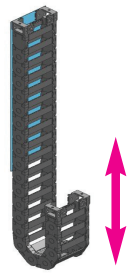


Ls: Stroke Hs: Safe Space

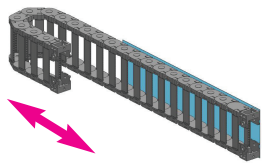
Bending Radius (R)	Lp Loop Length	Lf Loof Projection	H Moving Height
135	805	364	352
150	855	374	382
200	1,010	428	482
230	1,110	459	542
280	1,260	505	642
400	1,640	629	882



Vertical Standing

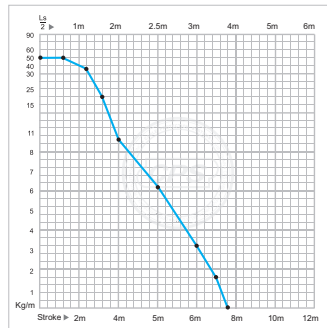


Vertical Hanging

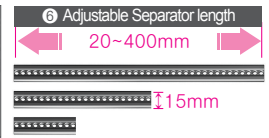



Side Mounted Unsupported

Unsupported Length



Separators(SP)



Chain Type	Ordering No.
ST095N	sb-SP/400,Frame