

# LYCAN®

GAMING

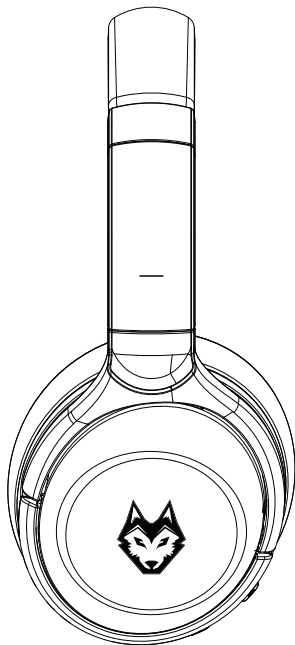
# EUROPA

WIRELESS

# GAMING HEADSET

Model: LG0HBTM35K

USER MANUAL



## FEATURES

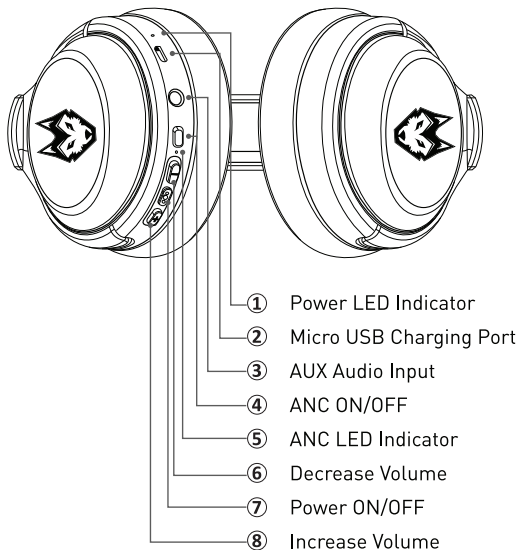
- Bluetooth: 5.0
- 40mm Drivers
- Built-In Microphone
- Active Noise Cancelling:  $-20\text{db} \pm 3\text{dB}$
- 20 Hours Play Time
- Wireless Range: 10m
- Dual Connection: Wireless & 3.5mm
- 50cm Charging Cable

## SPECIFICATIONS

- Impedance:  $32\ \Omega \pm 15\%$
- Headset Sensitivity:  $92\text{dB} \pm 3\text{dB}$
- Headset Frequency Response: 20Hz - 20kHz
- Microphone Sensitivity:  $42\text{dB} \pm 3\text{dB}$
- Microphone Frequency Response: 80Hz - 15kHz
- Battery Capacity: 600mAh
- Charge Time: 3 Hours

## PRODUCT OVERVIEW





## BATTERY CHARGE

This wireless headset is powered by a rechargeable Li-ion battery. Please use the supplied USB charging cable to recharge the battery. When the battery is low the Power LED indicator (1) will blink red and a voice prompt will emit a sound to remind you to recharge it.

*Note: Please turn OFF power for both ANC and wireless when not in use, otherwise battery will go flat.*

## BEFORE FIRST USE, PLEASE FULLY CHARGE THE HEADSET BY FOLLOWING THE STEPS BELOW:

- ① Connect the supplied USB charging cable to the Micro USB charging port on headset.
- ② Insert USB charging cable into a suitable USB port for charging.
- ③ The LED indicator turns red to show battery is charging.
- ④ The LED indicator turns blue when battery is fully charged.
- ⑤ It takes approximately 3 hours to fully charge the headset.

## INSTRUCTIONS

### A. POWER ON/OFF

- ① To switch on headset, press and hold Power ON/OFF button (7). Power LED Indicator (1) will blink blue and voice prompt will say "Power ON".
- ② To switch off headset, press and hold Power ON/OFF button (7). Power LED Indicator (1) will blink red and voice prompt will say "Power OFF".

### B. BLUETOOTH® PAIRING

- ① To enter pairing mode, press and hold the Power ON/OFF button (7) until the Power LED indicator (1) flashes blue and red, and a voice prompt will say "Pairing".
- ② On your device, search for the pairing name: "Lycan Gaming Europa" and once selected the LED indicator will turn off and a voice prompt will say "Connected".
- ③ Once paired, the headset will automatically connect to the same Bluetooth® device when switched on again.
- ④ If you want to pair a new device to the headset, press and hold the Power ON/OFF button (7) until the LED indicator (8) flashes blue and red, this will take longer for the first-time pairing, approximately 5 seconds.

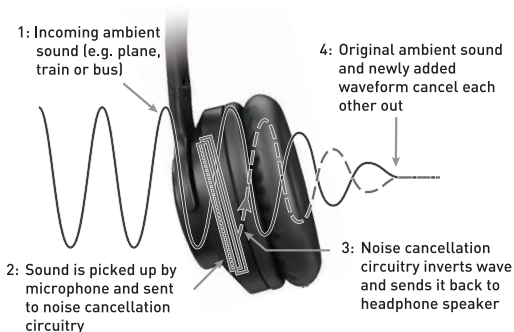
### CONNECT TO COMPUTER, MOBILE DEVICE OR GAMING CONSOLE

- ① Connect supplied 3.5mm Audio cable into the 3.5mm port on your desktop computer, laptop, mobile device, or gaming console. Adaptors may be required for computers or laptops with dual 3.5mm ports and Xbox One™ controller (not included).
- ② To use in a wired mode, you are not required to turn on the headset, simply control the audio via the source device.



## ACTIVE NOISE CANCELLATION (ANC)

The principle of ANC is the microphone collects environmental sounds for calculation and then sends reversed sound waves to counteract this noise. Noise cancelling mainly works for low frequency sounds and will not make a lot of difference within a quiet environment. On planes, trains, buses or in a noisy environment you will receive the most benefit of ANC. In a quiet environment it is normal to sometimes hear the reverse low frequency noise, in which case it is recommended to turn OFF the ANC.



- ① To switch on ANC function, press the ANC button (4). ANC LED Indicator will turn green.
- ② To switch off ANC function, press the ANC button (4). ANC LED Indicator will turn off.

## WARNING

- Do not put the product in a damp, dusty, smoke or steam environment, or expose to sunlight for extended periods, do not leave in a vehicle for extended time either as it may cause malfunction.
- Use a soft dry cloth to clean the product, do not rub harshly or it may scratch the paint.
- Do not put the product in water, it is not waterproof.
- Continuous use at full output may damage hearing.
- Please charge headset with supplied USB charging cable. Charging with a fast charge cable may cause damage to the battery.

The Bluetooth® word mark and logos are registered trademarks owned by Bluetooth SIGN, Inc., and any use of such marks by The Crest Company is under licence. Other trademarks and trade names are those of their respective owners.

Xbox One is a registered trademark of Microsoft Corporation in the United States and/or other countries.



v3

**BRED FOR GAMING**  
[www.lycangamer.com](http://www.lycangamer.com)