

LYCAN[®]


GAMING

USER MANUAL

VEGA

GAMING **RGB**
MOUSE PAD


Model: LGMPLED1



ECLIPSE

GAMING **RGB** **DESK PAD**

Model: LGMPLED2



FEATURES

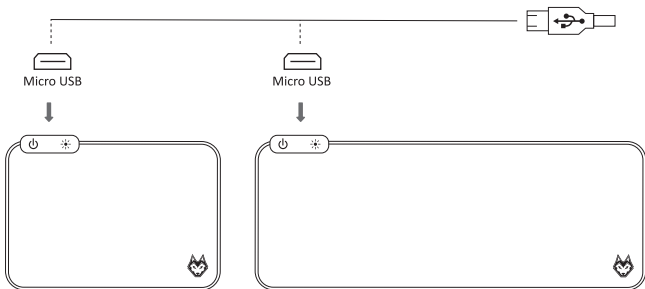
- RGB Lighting
- Smooth Tracking Surface
- Anti-slip Base
- Plug & Play

SPECIFICATIONS

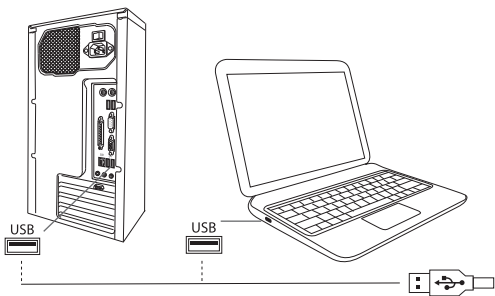
- 7 RGB Colours
- 14 Lighting Modes
- Surface Material: Microfiber
- Detachable USB Charging Cable
- Input: DC 5V/100mA



INSTALLATION

- ① Connect Micro USB plug into top left-hand corner of mouse or desk pad.



- ② Connect USB-A Plug into USB port on your desktop computer or laptop.



- ③ Press the power button  to switch RGB lighting ON/OFF.
- ④ Press the lighting button  to cycle through the RGB lighting modes.

WARNING

- Do not connect supplied cable to products other than LGMPLED1 and LGMPLED2. Connecting this cable to other devices may cause damage to cable.
- Regularly wipe mouse or desk pad surface with a damp cloth and allow it to dry before use. Do not clean the power and lighting buttons.



v1

BRED FOR GAMING

www.lycangamer.com