

# LYCAN<sup>®</sup>

GAMING

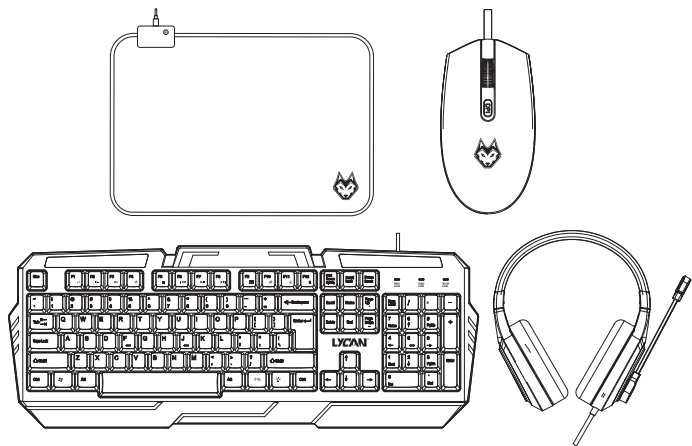
# REMUS

## 4-IN-1

### GAMING COMBO

Model: LGCOMB04

## USER MANUAL



## KEYBOARD FEATURES

- 104 Keys including 12 Multimedia Buttons
  - Rainbow LED Backlight
  - Palm Rest
  - 1.5m USB Cable
  - Plug & Play
- 

## KEYBOARD SPECIFICATIONS

- Current max: 100mA
- Compatible with Windows XP, Vista or Windows 7, Windows 8, Windows 10

## HEADSET FEATURES

- 50mm Drivers
  - Flip Up Microphone
  - In-Line Controls
  - Blue LED Backlight
  - Dual Connection: 3.5mm & USB
  - 2.1m Cable
- 

## HEADSET SPECIFICATIONS

- Headset Sensitivity: 100dB  $\pm$  3dB
- Headset Frequency Response: 20Hz - 20kHz
- Microphone Sensitivity: -42dB  $\pm$  3dB
- Microphone Frequency Response: 100Hz - 10kHz

## MOUSE FEATURES

- Ergonomic Design
  - Adjustable DPI up to 3,600
  - 4 Buttons
  - Rainbow LED Backlight
  - 1.5m USB Cable
  - Plug & Play
- 

## MOUSE SPECIFICATIONS

- Resolution: 1,200 / 1,800 / 2,400 / 3,600 DPI
- Compatible with Windows XP, Vista or Windows 7, Windows 8, Windows 10

## MOUSE PAD FEATURES

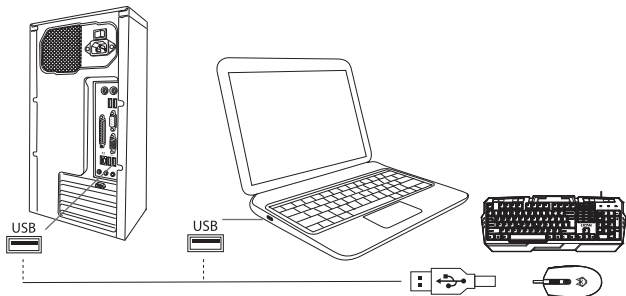
- RGB Lighting
- Smooth Tracking Surface
- Anti-slip Base
- Plug & Play

## MOUSE PAD SPECIFICATIONS

- 7 RGB Colours
- 14 Lighting Modes
- Surface Material: Microfiber
- Detachable 1.8m USB Charging Cable
- Input: DC 5V/100mA

## CONNECTION - KEYBOARD & MOUSE

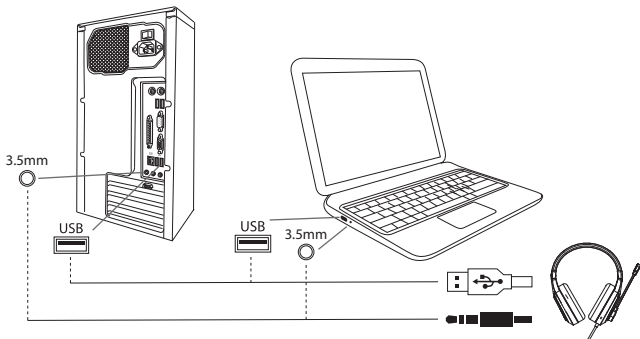
- 1 Connect USB plug of keyboard and mouse to USB ports on your desktop computer or laptop.



- 2 LED on keyboard and mouse will illuminate once it is connected and ready to use.

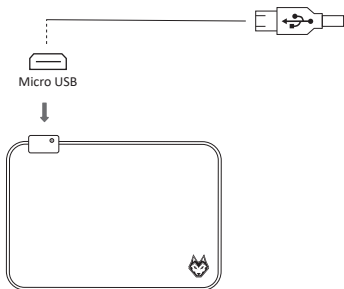
## CONNECTION - HEADSET

- 1 Connect 3.5mm plug of headset to 3.5mm port on your desktop computer or laptop.
- 2 Connect USB plug of headset to USB ports on your desktop computer or laptop. The LED on headset will illuminate once it is connected and ready to use.

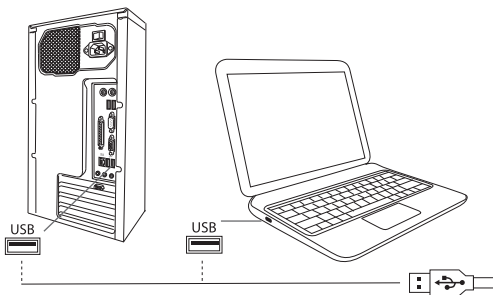



## RGB LIGHTING ON MOUSE PAD

- 1 Connect Micro USB plug into top left-hand corner of mouse pad.



- 2 Connect USB-A Plug into USB port on your desktop computer or laptop.



- 3 Press the power button  to switch RGB lighting ON/OFF.
- 4 You can also press this same button to cycle through the RGB lighting modes.

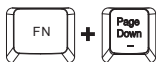
## KEYBOARD RAINBOW LED BACKLIGHT



Turn LED Backlight ON/OFF



Increase LED Brightness



Decrease LED Brightness

## KEYBOARD MULTIMEDIA KEYS



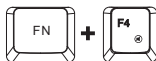
Open Media Player



Decrease Volume



Increase Volume



Mute Audio



Stop Media



Back



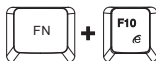
Play / Pause



Forward



Mail



Web Home



Lock Keyboard



Calculator

## WARNING

- Keep combo accessories away from water and moisture to avoid any damage to hardware.
- Keep combo accessories away from direct sunlight to avoid colour fading.
- Regularly wipe dust from keyboard with dry cloth to extend keystroke lifespan.

Windows is a registered trademark of Microsoft Corporation in the United States and/or other countries.



v3

**BRED FOR GAMING**

[www.lycangamer.com](http://www.lycangamer.com)