

WELD STAR

INFINIUM



50 A family business
engineered through
generations since 1971

WILKINSON STAR
wilkinsonstar247.com



**Main Headquarters
Manchester, UK**

WILKINSON STAR COMPANY PROFILE

Founded in 1983 Wilkinson Star is one of the UK's leading importers and wholesale distributors of industrial and welding equipment. We offer a comprehensive range of welding and resistance welding equipment, welder generators, generators and lighting towers along with a comprehensive range of welding consumables, PPE equipment, gas equipment, air compressors, air accessories and air & hand tools.

In our aim to provide unrivalled service and complete customer satisfaction, all our industry leading brands are supported by our world class on site Welding Training Academy/Demonstration Centre and Marketing Services Facility. Furthermore our technical expertise for product innovation and development is at the core of our Technical Support Centre and this has been further enhanced with the addition of the Inverter Technology Centre at Manchester in 2015. We have been assembling air compressors in our Manchester based Fiac Production Facility since 1991.

At Wilkinson Star, we have a combined knowledge of 900 years within our industry, offering over 20,000 quality product lines, serving over 2,000 authorised UK outlets and export partners with a strong commitment to widen our product ranges to meet the growing demands of our partners in the years ahead.

Sales & Technical Support, Ordering & Delivery



Our Customer Sales & Technical Centre is open Monday to Friday 8.30am to 5.00pm. Our national sales team of Area Managers and Technical Engineers cover the whole of the UK and Eire. Our export sales manager and team support our international customers.



59 A family business
engineered through
generations since 1971



WILKINSON STAR



50 / A family business
engineered through
generations since 1971

CONTENTS

About Wilkinson Star	3
----------------------	---

Weld Star Multi Process

WS-MU4-1	4 in 1 Multi Process Welder 200A	6
WS-M350 LCD	MIG Pulse Compact 350A	8

Weld Star Plasma Cutters

WS-PC40	PC40 Air Plasma Cutter	10
WS-PC65	PC65 Air Plasma Cutter	12
WS-PC120	PC120 Air Plasma Cutter	14

5 | YEAR 
WARRANTY

Order Code:
ZXWS-MU4-1

5 | YEAR 
WARRANTY

**INFINIUM 4 IN 1 MULTI
PROCESS WELDER LCD 200A**

The Weld Star Infinium inverter multi process machine has been designed to incorporate the most advanced features and technology offering the operator a user friendly interface via the 5" LCD screen.

Welding processes include:

MIG/MAG Synergic, MIG/MAG Pulse, MIG/MAG Standard, TIG AC (HF/LIFT), TIG DC (HF/LIFT), MMA AC, MMA AC DC, MMA AC/DC Pulse



PFC

Wide Range Input Voltage 95-265V

Featuring MIG Pulse Technology

AC/DC HF TIG

Synergic MIG

Colour Screen

COMPLETE WITH

- T240-3 3mtr MIG Torch
- T26-4 4mtr TIG Torch
- Gas Regulator
- Gas Hose
- Work Return Lead and Clamp
- Electrode Holder and Lead

OPTIONAL

- 2 Wheel Trolley
- Wired Foot Pedal
- Wireless Foot Pedal



KEY FEATURES

- Advanced IGBT multi-process inverter technology which is compact and lightweight at only 20KG
- PFC technology offering multiple advantages such as energy efficiency and wide range input voltage from 95Vac - 265Vac
- Generator friendly
- Automatic dual voltage input detection
- Smart fan - reduces power consumption and intake of dust and fumes
- IP23 protection
- Built to EN-60974-1 and is fully compliant with the European Commission Regulation 2019/1784, CE and UKCA
- With synergic MIG/MAG, welding parameters can be automatically selected based on material thickness and voltage with synergic curves for common materials and wires
- Built in TIG welding features such as HF or Lift TIG, pre/post flow gas times, 2T/4T, slope up/down and pulse, all to ensure excellent TIG welding characteristics in both AC and DC
- Smart TIG function with advanced TIG welding features such as multi-wave, Q start and hybrid TIG, whilst still maintaining ease of set up for the user
- DC and AC MMA suitable for a wide range of electrodes
- Advanced MMA features such as pulse and automatic current regulation based on electrode diameter
- Built in hot start arc ignition function which ensures excellent arc ignition in MMA for easier and more reliable arc starting with built in self adaptive arc force technology which maintains the optimum MMA arc conditions during operation even with long welding cables
- In-built VRD (MMA and TIG mode only)
- Ability to save up to 10 stored programmes for quick set up
- Advanced error code menu for ease of fault and troubleshooting diagnosis
- Panel mounted USB connection for quick and easy firmware updates
- Available with a range of accessories including on torch remote, foot pedal and 2 wheel trolley

TECHNICAL DATA - WS-MU4-1

Input Voltage	AC110V ±15% 50/60Hz	AC230V±15% 50/60Hz
I _{eff} (A)	MIG 17.5 TIG AC 16 / DC 16 MMA AC 18.2 / DC 19.7	MIG 14 TIG AC 10 / DC 11 MMA AC 15 / DC 17
Input Power (kVA)	4.5	7.5
Current Range (A)	MIG 10 - 140 MMA 5 - 130 TIG 10 - 160	MIG 40 - 200 MMA 5 - 200 TIG 5 - 200
No-Load Voltage (V)	MIG 28 MMA 75 TIG 75	
Duty Cycle @ 40°C	200A @ 25%	
Efficiency (%)	85	
Idle State Power (w)	30	
Power Factor	0.99	
Protection/Insulation Class	IP23/H	
Wire reel weight/spool size	5kg / 200mm	
Dimensions (LxWxH mm)	660 X 210 X 330	
Weight (Kg)	20	

Order Code:
ZXWS-350P

5 | YEAR 
WARRANTY

**INFINIUM DOUBLE PULSE
WELDER LCD 350A**

The Weld Star Infinium inverter multi process machine has been designed to incorporate the most advanced features and technology offering the operator a user friendly interface via the 4" LCD screen.

Available as a stand alone air cooled package or fitted to a trolley with either a water cooler or storage box.

Welding processes include:

MIG/MAG Synergic, MIG/MAG Pulse, MIG/MAG Double Pulse, MIG Standard, LIFT TIG DC, MMA DC



Featuring MIG Double Pulse Technology

Synergic MIG

LCD Screen

COMPLETE WITH

T360-4 4mtr MIG Torch
Gas Regulator
Gas Hose
Work Return Lead and Clamp

OPTIONAL

Trolley
Tool Box Drawer
Water Cooler



Order Code: ZXWS-M350-TD

Power Source, Drawer (Storage Box), MIG Torch and Trolley

Order Code: ZXWS-M350-WC

Power Source, Water Cooler, MIG Torch and Trolley

KEY FEATURES

- Advanced IGBT multi process inverter which is lightweight and compact.
- Many user functions such as accurate preset current and voltage adjustment, Pulse, 2T/4T and spot operation trigger modes, synergic mode, gas selection, wire diameter selection, electronic inductance adjustment and on-demand fan are available.
- With synergic MIG, welding parameters can be automatically selected based on material thickness and voltage with synergic curves for common materials and wires.
- Job mode which allows the operator to save and recall 100 jobs within its memory.
- Designed for gas and gasless MIG welding wires.
- MIG Spool Gun connectivity.
- Built in TIG welding features such as Lift TIG, pre/post gas times, 2T/4T, slope up/down and pulse, all to ensure excellent TIG welding characteristics.
- Built in hot start arc ignition function which ensures excellent arc ignition in MMA for easier and more reliable arc starting with built in self adaptive arc force technology which maintains the optimum MMA arc conditions during operation even with long welding cables
- DC MMA suitable for a wide range of electrodes in MMA
- In-built VRD (MMA and TIG mode only)
- Auto compensation for mains voltage fluctuation with automatic protective functions including over-current, overload etc.
- 5 year warranty

TECHNICAL DATA - WS-350P

Input Voltage	AC 400V ±15% 50/60Hz
I _{eff} (A)	MIG 11.3 MMA 12.4 TIG 9.3
Input Power (kVA)	MIG 7.8 MMA 8.6 TIG 6.5
Current Range (A)	MIG 20 - 350 MMA 10 - 350 TIG 10 - 350
No-Load Voltage (V)	MIG 14 MMA 14 TIG 72
Duty Cycle @ 40°C	350A @ 30%
Efficiency (%)	85
Idle State Power (w)	25
Power Factor	0.7
Protection/Insulation Class	IP23/H
Wire reel weight/spool size	5kg / 200mm and 15kg / 300mm
Dimensions (LxWxH mm)	Air Cooled: 660 X 250 X 425 Water Cooled: 1200 X 380 X 600
Weight (Kg)	Air Cooled: 27.9 Water Cooled: 48.0

Order Code:
WS-PC40

5 | YEAR WARRANTY

INFINIUM AIR PLASMA CUTTER 40

The Weld Star Infinium dual voltage inverter plasma cutting machine range with built-in compressor has been designed as an integrated portable cutting machine which incorporate the most advanced IGBT inverter technology.




Non HF Pilot Start

Featuring In-built Air Compressor

Dual Voltage

COMPLETE WITH

TH-35 4mtr Plasma Torch
Air Regulator
Work Return Lead



KEY FEATURES

- The PC40 is a compact, lightweight and portable inverter based plasma cutting machine with an in-built air compressor that offers excellent operator flexibility.
- Advanced, high efficiency plasma systems that offer flexible portability along with smooth and precise cutting characteristics that is ideal when cutting steel, stainless, copper, cast iron as well as aluminium.
- The Weld Star Infinium plasma range offers the flexibility of switching between the in-built compressor or using your own workshop supplied compressed air.
- Clean cut of 12mm and a severance cut of 16mm. Based on mild steel using workshop compressed air.
- Auto pilot restart allows for faster restarting of the pilot arc which allows for uninterrupted cutting of grid or perforated type material.
- Plasma cutting speeds can be up to 18 times faster when compared with oxy acetylene cutting.
- Advanced non HF pilot arc ignition via the supplied plasma cutting torch.
- The single carry handle offers excellent portability when working or maneuvering on site or in the workshop.
- User friendly operator control panels.
- Generator friendly (with built-in AVR).
- Optional circle cutting guide kit available.
- 5 year warranty

TECHNICAL DATA - WS-PC40

Input Voltage	110V AC $\pm 15\%$ 50/60Hz		230V AC $\pm 15\%$ 50/60Hz	
I _{eff} (A)	20.4		16	
Input Power (kVA)	3.8		5.2	
Cutting Current Range (A)	20 - 30		20 - 40	
No-Load Voltage (V)	400			
Duty Cycle @ 40°C	30A@35% 22A@60% 20A@100%		40A@35% 36A@60% 30A@100%	
	Internal Air	External Air	Internal Air	External Air
Clean Cut (mm)	5	6	10	12
Severance Cut (mm)	6	8	14	16
Min/Max air pressure (external)	5 Bar (75psi) / 6 Bar (87psi)			
Minimum gas flow (external air)	4.5CFM 120 Ltr/min			
Efficiency (%)	85			
Idle State Power (w)	11			
Power Factor	0.99			
Protection/Insulation Class	IP23S/H			
Dimensions (LxWxH mm)	610 X 215 X 420			
Weight (Kg)	21			

Order Code:
WS-PC65

5 | YEAR 
WARRANTY

INFINIUM AIR PLASMA CUTTER 65

The Weld Star Infinium inverter plasma cutting machine range with built-in compressor has been designed as an integrated portable cutting machine which incorporate the most advanced IGBT inverter technology.



Non HF Pilot Start

Featuring In-built Air Compressor

Clean Cut of 25mm

COMPLETE WITH

UPH-125 6mtr Plasma Torch
Air Regulator
Work Return Lead



KEY FEATURES

- The PC65 plasma cutting machine offers excellent operator flexibility with an in-built air compressor while mounted on a trolley for easier movement.
- Advanced, high efficiency plasma systems that offer flexible portability along with smooth and precise cutting characteristics that is ideal when cutting steel, stainless, copper, cast iron as well as aluminium.
- The Weld Star Infinium plasma range offers the flexibility of switching between the in-built compressor or using your own workshop supplied compressed air.
- Clean cut of 25mm and a severance cut of 35mm based on mild steel using workshop compressed air
- Auto pilot restart allows for faster restarting of the pilot arc which allows for uninterrupted cutting of grid or perforated type material.
- Plasma cutting speeds can be up to 1.8 times faster when compared with oxy acetylene cutting.
- Advanced non HF pilot arc ignition via the supplied plasma cutting torch.
- The trolley offers excellent portability when working or maneuvering on site or in the workshop.
- User friendly operator control panels.
- Generator friendly (with built-in AVR).
- Optional circle cutting guide kit available.
- 5 year warranty

TECHNICAL DATA - WS-PC65


Input Voltage	400V AC ±15% 50/60Hz	
I _{eff} (A)	17.1	
Input Power (kVA)	12.4	
Cutting Current Range (A)	20 - 65	
No-Load Voltage (V)	450	
Duty Cycle @ 40°C	65A@90% 61A@100%	
	Internal Air	External Air
Clean Cut (mm)	20	25
Severance Cut (mm)	25	30
Min/Max air pressure (external)	5.2 Bar (75psi) / 8 Bar (116psi)	
Minimum gas flow (external air)	7.1CFM 200 Ltr/min	
Efficiency (%)	85	
Idle State Power (w)	22	
Power Factor	0.99	
Protection/Insulation Class	IP23S/H	
Dimensions (LxWxH mm)	Without Trolley: 790 x 245 x 610 With Trolley: 930 x 330 x 775	
Weight (Kg)	56	

Order Code:
WS-PC120

5 | YEAR 
WARRANTY

INFINIUM AIR PLASMA CUTTER 120

The Weld Star Infinium inverter plasma cutting machine range with built-in compressor has been designed as integrated portable cutting machines which incorporate the most advanced IGBT inverter technology.




Non HF Pilot Start

Featuring In-built Air Compressor

Clean Cut of 35mm

COMPLETE WITH

UPH-125 6mtr Plasma Torch
Air Regulator
Work Return Lead



KEY FEATURES

- The PC120 plasma cutting machine offers excellent operator flexibility with an in-built air compressor while mounted on a trolley for easier movement.
- Advanced, high efficiency plasma systems that offer flexible portability along with smooth and precise cutting characteristics that is ideal when cutting steel, stainless, copper, cast iron as well as aluminium.
- The Weld Star Infinium plasma range offers the flexibility of switching between the in-built compressor or using your own workshop supplied compressed air.
- Clean cut of 35mm and a severance cut of 40mm. Based on mild steel using workshop compressed air
- Auto pilot restart allows for faster restarting of the pilot arc which allows for uninterrupted cutting of grid or perforated type material.
- Plasma cutting speeds can be up to 1.8 times faster when compared with oxy acetylene cutting.
- Advanced non HF pilot arc ignition via the supplied plasma cutting torch.
- The trolley offers excellent portability when working or maneuvering on site or in the workshop.
- User friendly operator control panels.
- Generator friendly (with built-in AVR).
- Optional circle cutting guide kit available.
- 5 year warranty

TECHNICAL DATA - WS-PC120

Input Voltage	400V AC \pm15% 50/60Hz	
I_{eff} (A)	26	
Input Power (kVA)	23.5	
Cutting Current Range (A)	20 - 120	
No-Load Voltage (V)	420	
Duty Cycle @ 40°C	120A@60% 100A@100%	
	Internal Air	External Air
Clean Cut (mm)	30	35
Severance Cut (mm)	35	40
Min/Max air pressure (external)	5.2 Bar (75psi) / 8 Bar (116psi)	
Minimum gas flow (external air)	7.1CFM 200 Ltr/min	
Efficiency (%)	85	
Idle State Power (w)	22	
Power Factor	0.99	
Protection/Insulation Class	IP23S/H	
Dimensions (LxWxH mm)	Without Trolley: 790 x 245 x 610 With Trolley: 930 x 330 x 775	
Weight (Kg)	60	

WELD STAR | INFINIUM

50 / A family business
engineered through
generations since 1971

Wilkinson Star Limited
Shield Drive
Wardley Industrial Estate
Worsley
Manchester
M28 2WD
United Kingdom

+44(0)161 793 8127

wilkinsonstar247.com

sales@wilkinsonstar.com

