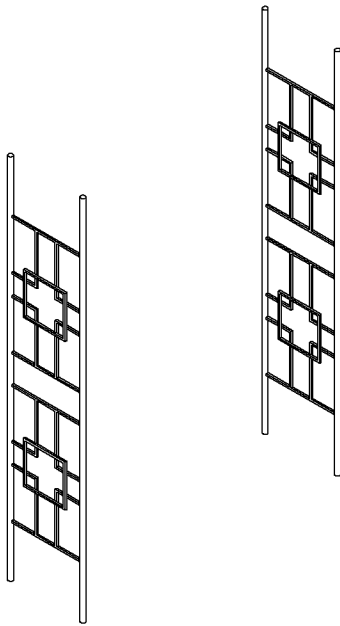
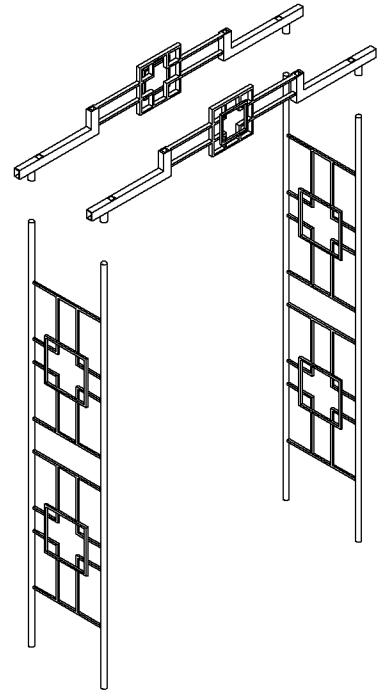


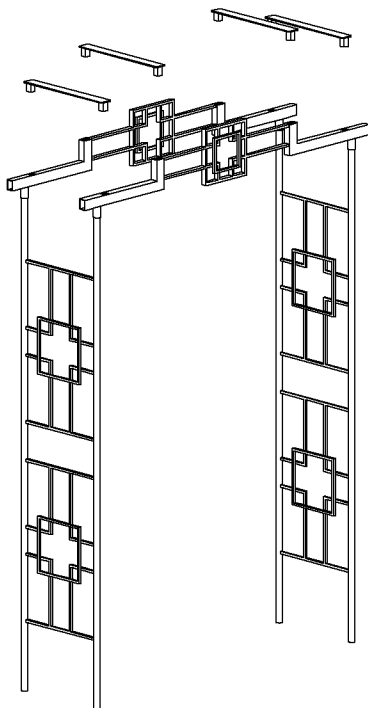
REQUIRED: 2 PEOPLE AND A LADDER



STEP ONE:  
STAND THE TWO SIDES OF THE ARBOR  
UPRIGHT.



STEP TWO:  
ONE AT A TIME, POSITION THE TOP  
SECTIONS OVER THE SIDES AND  
SLIDE THEM ON.



STEP THREE:  
WITH A LADDER, SLIDE IN THE  
FOUR TOP ACCENT PIECES INTO  
THE TWO TOP SECTIONS.