



EnviroKlenz[®]

MOBILE AIR SYSTEM
USER MANUAL

**Copyright 2020 Timilon Corporation*



EnviroKlenz®

Personal Environment Protection For Everyone

USER MANUAL

EnviroKlenz® Mobile Air System, 250 CFM
with Air Cartridge & HEPA Filter

13421 Parker Commons Blvd., Suite #102
Fort Myers, FL 33912 U.S.A.
Phone: 239-330-9650
Email: custserv@timilon.com
Website: www.EnviroKlenz.com

WARNINGS

FIRE AND ELECTRIC SHOCK HAZARD

Unit must be electrically grounded.

- Insert 3-prong plug on power cord directly into matching grounded receptacle.
- Do not use with a three-prong/two-prong adapter.

Keep wiring and motor dry.

- Never use a water hose or pressure washer to clean electrical components; water could enter the electrical compartment causing a shock hazard.
- Do not operate in standing water.
- If electrical components become wet, allow them to dry completely before using.

Unplug unit before performing any maintenance.

HAZARD

- If using the processor in a containment work area, turn off all sources of power to open combustion appliances such as fireplaces, boilers, furnaces, water heaters and HVAC systems to avoid the risk of back drafting deadly carbon monoxide fumes from those appliances.

TIPPING HAZARD

- Not recommended to stack units on top of each other.
- When stacking units, for storage or transportation in original packaging, beware of tipping.
- Falling equipment could cause bodily harm.

CONTAMINATION HAZARD

If unit is used in hazardous or potentially hazardous environments such as mold mitigation job sites:

- Wear NIOSH-approved protective gear when changing the HEPA filter as it may contain mold spores.
- Change The EnviroKlenz® Cartridge and HEPA filter after every remediation job.
- Dispose of used HEPA according to your local regulations.





TABLE OF CONTENTS

2	WARNINGS
7	ABOUT ENVIROKLENZ®
8	INSIDE SYSTEM
10	LAB TESTING <ul style="list-style-type: none">· Acid Gas (Hydrogen Sulfide)· Nitrogen Compound (Ammonia)· Formaldehyde (Common Indoor Air Pollutant)· Efficacy
16	SET UP & CARTRIDGE REPLACEMENT
18	BEST PRACTICES
19	SETTINGS
20	TROUBLESHOOTING
21	CONTACT, PATENTS, & PRODUCT FAMILY
22	WARRANTY

MISSION

Personal Environment Protection For Everyone

The creation of EnviroKlenz® was inspired by our Customers with multiple chemical sensitivities and environmental illnesses. We have been honored to be able to work closely with them and learn from their experience and feedback. Through their recommendations, we introduced a product line that is both effective and safe for everyone- especially those with illnesses triggered by environmental exposures.

HOW IT WORKS

The EnviroKlenz® Mobile Air System is your solution that improves your personal environment air quality by removing chemical odors, fragrances, VOCs, particulates, and allergens all at once through a 2 stage process. Stage 1 consists of the patented EnviroKlenz® technology to neutralize chemicals, pollutants, and fragrances, Stage 2 removes harmful dust, particulate, allergens, pet dander, and more.

The process utilizes multistage treatment and filtration enhanced with EnviroKlenz® technology to adsorb, neutralize, and eliminate chemical pollutants coming from a broad array of sources while removing airborne particles such as dust and miscellaneous debris. The small size of the air processor allows it to be portable and easily maneuverable.

The process combines airflow, particulate filtration, and the advanced odor-treatment technology of EnviroKlenz® to improve indoor air quality. The processor moves air through an EnviroKlenz® Air Cartridge (stage 1) and a particulate filter (stage 2). What makes the total process unique is the use of the EnviroKlenz® advanced odor-treatment technology for the control of odor-causing molecules and a broad array of hazardous indoor pollutants.

INSIDE SYSTEM

1. AIR INTAKE

Air is brought in through the 3 top vented sides with 4 different speed settings to choose from, ranging from 85 - 250 CFM.

2. ENVIROKLENZ® AIR CARTRIDGE

The EnviroKlenz® Air Cartridge uses patented, natural technology to adsorb and neutralize VOCs and other chemicals, without the use of masking agents or harmful chemicals. In most situations, this cartridge will need replacement after 6 months of use.

3. HEPA FILTER

HEPA filter captures particulates larger than 0.3 microns at a 99.99% efficiency rate. In most situations, the HEPA filter will need replacement after 2 years of use.

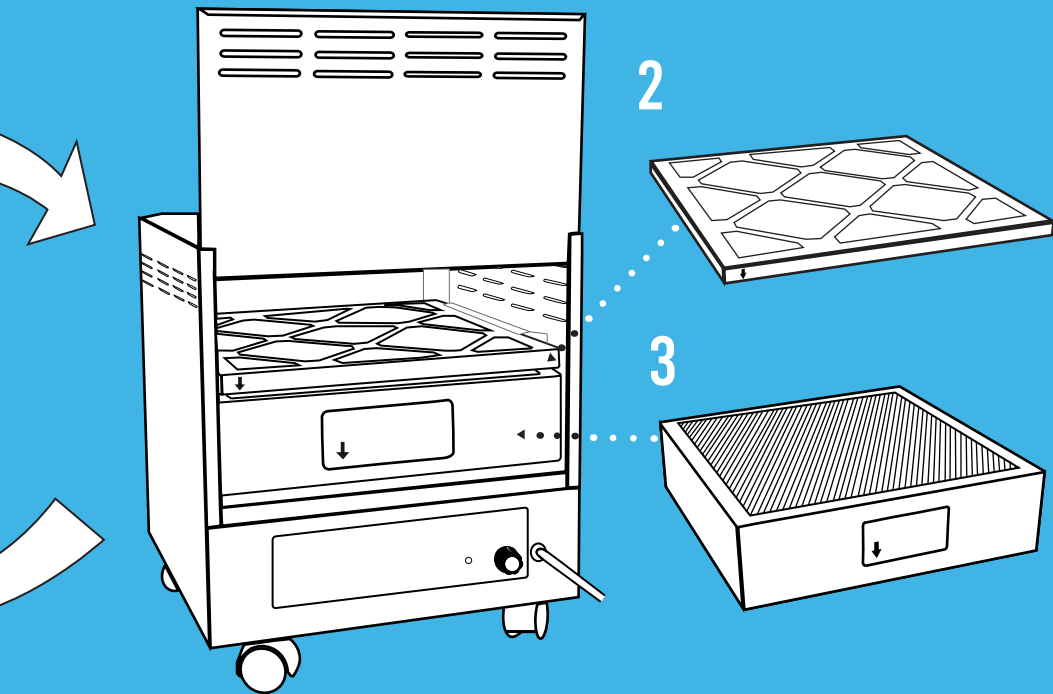
4. CLEAN AIR OUTTAKE

Filtered, clean air is directed out into the environment with the bottom vent. On average, the air will be exchanged 3 - 5 times per hour on highest setting depending on the size of the room.

NOTE: Be sure to use and follow your country's electrical regulations.

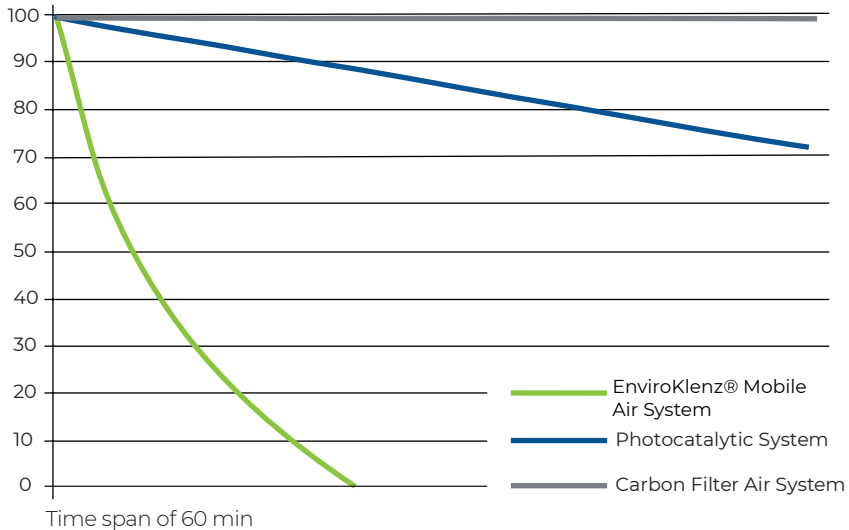
1

4



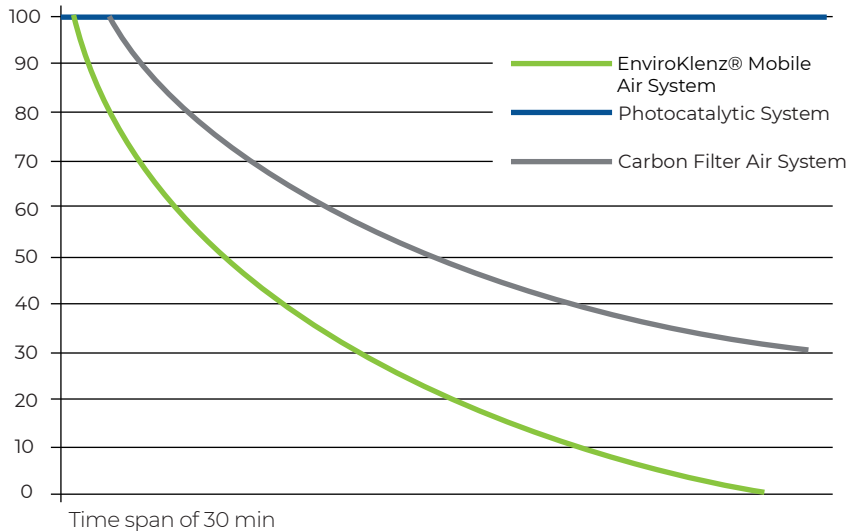
LAB TESTING

ACID GAS (HYDROGEN SULFIDE)



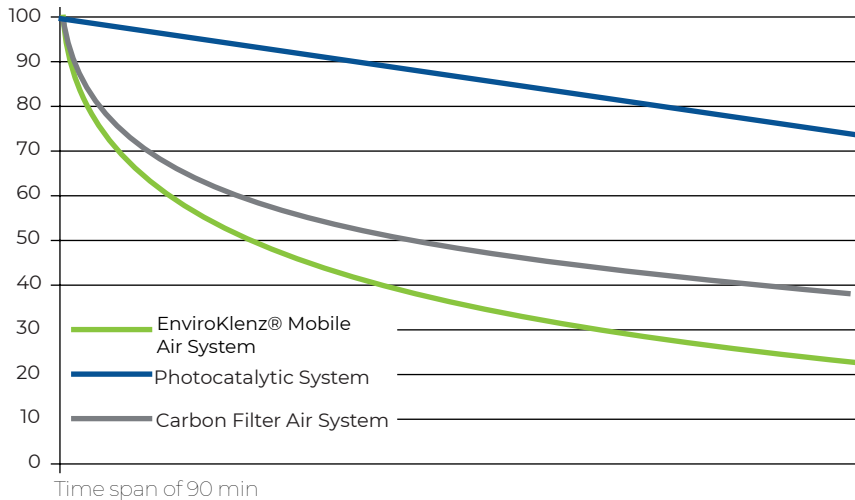
Hydrogen sulfide is an acidic gas that has a strong odor of sulfur or rotten eggs. It is a common pollutant that can come from sewage, organic decay, combustion, gases/fuels, and more. Hydrogen sulfide is similar to many acids, and EnviroKlenz® has similar results against other sulfur-containing compounds.

NITROGEN COMPOUND (AMMONIA)



Ammonia has a very potent odor and is considered to be hazardous. It is a pollutant that is commonly found in household cleaning products. EnviroKlenz® has similar results against related chemicals, including amines which are derivatives of ammonia and common air quality pollutants.

FORMALDEHYDE (COMMON INDOOR AIR POLLUTANT)



Formaldehyde can off-gas from varnishes and paints and is one of many compounds found in cigarette smoke. It is often found in manufactured products, synthetic materials, and building products such as pressed materials. EnviroKlenz® has similar results against a variety of volatile organic compounds (VOCs).

EFFICACY

EnviroKlenz® has been tested and proven effective against a broad spectrum of hazardous chemicals and volatile organic chemicals (VOCs).

Partial List of Common Compounds That Can Be Successfully Removed/Neutralized by The EnviroKlenz® Technology.

ACIDS	PHOSPHORUS/SULFUR COMPOUNDS	ORGANIC COMPOUNDS
Hydrochloric Acid	2-Chloroethyl Ethyl Sulfide	Acetaldehyde
Hydrofluoric Acid	Dimethyl Methyl Phosphonate	Formaldehyde
Nitric Acid	Paraxon	p-Cresol
Phosphoric Acid	Parathion	Diesel
Sulfuric Acid	Methyl Mercaptan	Denatured Ethanol
Muriatic Acid	Miscellaneous Pesticides	Acetone
CAUSTIC/ACIDIC GASSES	SOLVENTS	Ethylene Oxide
Anhydrous Ammonia	Acetonitrile	4-Vinylpyridine
Chlorine	Chloroacetyl Chloride	Methanol
Hydrogen Chloride	Acetyl Chloride	Toluene
Nitrogen Dioxide	OTHER	Adhesives
Sulfur Dioxide	Body Odors	Cleaning Chemicals
Hydrogen Sulfide	Perfumes/Fragrances	Scented Products

TESTING LABS

The EnviroKlenz Technology has been extensively tested by leading laboratories around the world. This list includes, but is not limited to:

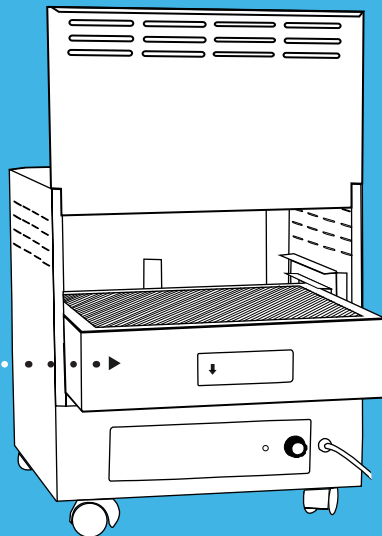

- Battelle Memorial Institute
- Coal Mines Technical Services
- Lloyds Registry
- MPI Research, Inc.
- Nelson Laboratories
- U.S. Army Center for Health Promotion and Preventive Medicine
- U.S. Army Edgewood Chemical Biological Center





SETUP & CARTRIDGE REPLACEMENT


STEP 2: Slide in larger HEPA Filter with airflow arrow pointing down



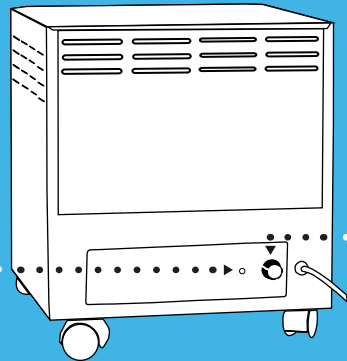
STEP 1: Make sure Mobile System is unplugged and slide up the back panel to remove



STEP 3: Slide in **smaller Enviroklenz® Air Cartridge** to rest on top of HEPA filter with airflow arrow facing **down**



STEP 4: Replace sliding back panel with blank side facing out



STEP 5: Plug Electrical cord into a grounded outlet (Indicator light will illuminate to show power coming to the system)

STEP 6: Turn power control knob to desired fan speed and begin enjoying clean, allergen and chemical free air

BEST PRACTICES

DO'S



- Set up the air system in an area where it will get good air circulation, but won't also get in the way.
- To help maneuver air in the space, you may want to set up a few fans in areas that are somewhat distant from the air unit(s). Have the fan(s) push/blow the air towards the air unit(s). This will help exchange the air so that it quickly gets processed through the system.
- Leaving a system running 24/7 will help clear the air faster.
- Since the unit is relatively quiet, it can be run on medium or high setting.

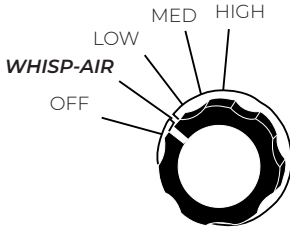
DON'TS



- Do not place the air unit directly against a wall as you want to ensure airflow and air movement.
- Do not use with an ozone-producing machine.

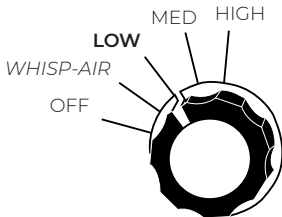
Detailed Best Practices

SETTINGS



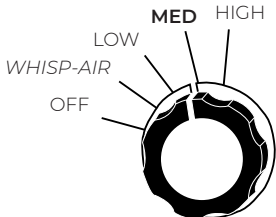
WHISP-AIR

Average 1-2 air exchanges per hour.* 85 CFM.
Great for situations that require minimal noise such as sleeping and watching TV.



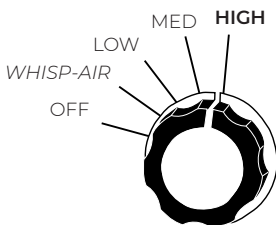
LOW

Average 2-3 air exchanges per hour.* 150 CFM.
Ideal for everyday maintenance use when a VOC or chemical source is not overly present or noticeable.



MEDIUM

Average 3-4 air exchanges per hour.* 200 CFM.
Ideal for most situations in which a VOC or chemical source is noticeable but not overbearing such as cooking odors or outdoor pesticide use.



HIGH

Average 4-5 air exchanges per hour.* 250 CFM.
Very high impact setting ideal for the most critical environments that need immediate and effective removal of VOCs and/or chemicals. This includes newly applied paint, renovation, construction, fire damage, and flood damage.

*Averages based on an airspace of 3750 cubic feet.

TROUBLESHOOTING

ISSUE

ACTION

“Odor/pollutant is not completely eliminated.”

- Remove source(s) from the area.
- Remove contaminated item(s) from the area.
- Locate source and treat with EnviroKlenz® Everyday Odor Eliminator.
- Replace EnviroKlenz® Air Cartridge and repeat EnviroKlenz® Air process.
- Adjust airspeed of unit.

“Odor returns after a few days.”

- Site may have become recontaminated, take steps to prevent recontamination and repeat EnviroKlenz® Air Process.
- Treat source odor with EnviroKlenz® Everyday Odor Eliminator.

“Mobile Air System will not turn on.”

- Make sure Mobile Air System is plugged in.
- Check power at the outlet.
- Test the on/off switch.

“The blower wheel is not turning.”

- Check for obstruction(s).
- Tighten set screw.

CONTACT

Address

13421 Parker Commons Blvd., Suite #102
Fort Myers, FL 33912 U.S.A.

Email

custserv@timilon.com

Phone

239-330-9650

PATENTS

EnviroKlenz® is a Registered Trademark of Timilon Technology Acquisitions LLC, Fort Myers, Florida, USA. The EnviroKlenz® Air System is produced in the USA and is protected by multiple USA and International patents, including, but not limited to patent numbers 7,276,640; 7,335,808; 7,661,483; 7,956,232; and 8,038,935.

PRODUCT FAMILY

Visit our website at www.EnviroKlenz.com to see our full product line.



WARRANTY

Timilon Technology Acquisitions LLC warrants that for a period of five years from the date of purchase, this product will be free from manufacturing defects. Timilon Technology Acquisitions LLC, at its option, will repair or replace the product or any component of the product found to have manufacturing defects during the warranty period. If the product is no longer available, replacement may be made with a similar product of equal or greater value.

This warranty is non-transferable and is valid from the date of the original purchase. Proof-of-purchase is required to obtain warranty performance. This warranty does not cover consequential damages and/or damages resulting from negligent use or misuse of the product by failure to store, maintain and/or use the product in accordance with directions otherwise. In addition, disassembly, repairs, or modification by anyone other than Timilon Technology Acquisitions LLC, acts of God, such as fire, flood, hurricanes, and tornados will not be covered.

Limited Warranty

Timilon provides a 30-Day Return Window and the following limited warranty. This limited warranty extends only to the original purchaser.

Please note that any warranty services or questions must be accompanied by the order number from the transaction through which the warranted product was purchased. The order number serves as your warranty number and must be retained. Timilon will offer no warranty service without this number.

Timilon warrants this product and its parts against defects in materials or workmanship for five years labor and five-year parts from the original ship date. During this period, Timilon will repair or replace defective parts with new or reconditioned parts at Timilon's option, without charge to you.

Shipping fees incurred from returns for under-warranty service will be paid by Timilon.

All original parts (parts installed by Timilon at the original system build) or parts replaced by Timilon or its authorized service center become the property of Timilon. Any after-market additions or modifications will not be warranted and the customer is responsible for the payment, at current rates, for any service or repair outside the scope of this limited warranty.

Timilon makes no other warranty, either express or implied, including but not limited to implied warranties of merchantability, fitness for a particular purpose, or conformity to any representation or description, with respect to this other than asset forth below. Timilon makes no warranty or representation, either express or implied, with respect to any other manufacturer's product or documentation, its quality, performance, merchantability, fitness for a particular purpose, or conformity to any representation or description. The warranty and remedies set forth below are exclusive and in lieu of all others, oral or written, expressed or implied. No reseller, agent or employee is authorized to make any modification, extension or addition to this warranty.

Procedures for Obtaining Warranty Service

RMA (Returning Merchandise Authorization) Policy:

If repairs are required, the customer must obtain an RMA number and provide proof of purchase. RMA and services are rendered by Timilon only. All returned parts must have a RMA number written clearly on the outside of the package along with a letter detailing the problems and a copy of the original proof of purchase. No COD packages will be accepted. No package will be accepted without an RMA number written on the outside of the package. RMA numbers are only valid for 7 days from the date of issue.

24301 Walden Center Drive, Suite 101

Bonita Springs, Florida 34134

Phone: 239.330.9650

Website: www.EnviroKlenz.com

**Copyright 2020 Timilon Corporation*