


ALTRACK

ALTRACK

CUSTOMIZE YOUR LIGHT



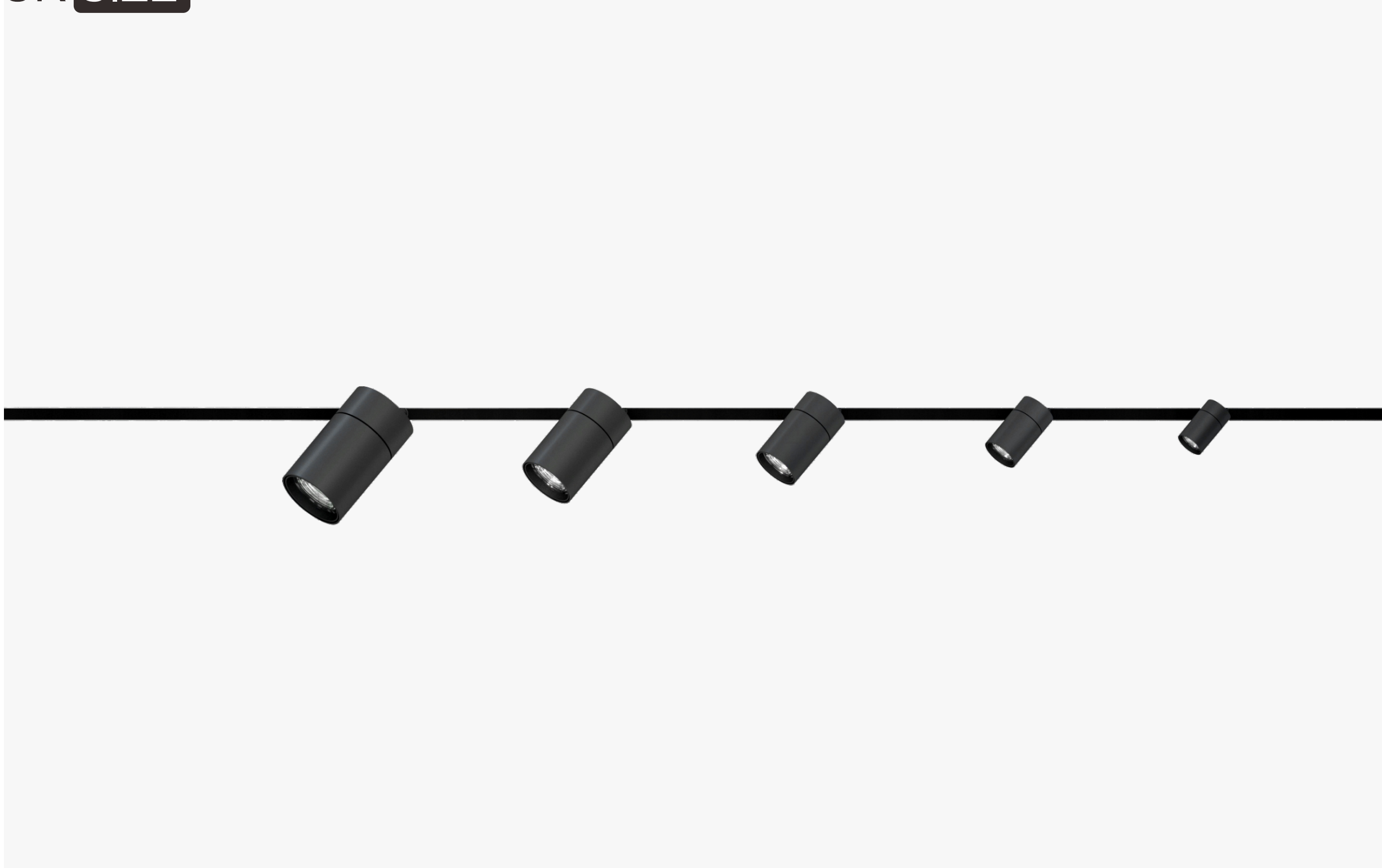
CUSTOMIZE YOUR **COLORS**



CUSTOMIZE YOUR **TEXTURE**



CUSTOMIZE YOUR **SIZE**



CUSTOMIZE YOUR **CEILING**



CUSTOMIZE YOUR LIGHT


Soft Spot




High Density Spot



Wall Washer



Wall Washer
Double Asymmetric





JALT35

JALT45

JALT55

JALT70

ALT85

Ø35mm

Ø45mm

Ø55mm

Ø70mm

Ø85mm

COB LED

- 6W
- 300lm-500lm
- 2700K
- 3000K
- 4000K
- SDCM<3
- CRI>80
- CRI>90
- Magnetic track48V
- DC48V

COB LED

- 9W
- 11W
- 500lm-900lm
- 2700K
- 3000K
- 4000K
- SDCM<3
- CRI>80
- CRI>90
- CRI>95
- Magnetic track48V
- DC48V

COB LED

- 11W
- 15W
- 1000lm-2000lm
- 2700K
- 3000K
- 4000K
- SDCM<3
- CRI>80
- CRI>90
- CRI>95
- Magnetic track48V
- DC48V
- AC220V

ZOOM

WALL WASHER

COB LED

- 20W
- 23W
- 27W
- 2000lm-3000lm
- 2700K
- 3000K
- 4000K
- SDCM<3
- CRI>80
- CRI>90
- CRI>95
- DC48V
- AC220V

ZOOM

WALL WASHER

PROJECTOR


COB LED

- 27W
- 35W
- 40W
- 2000lm-3600lm
- 2700K
- 3000K
- 4000K
- SDCM<3
- CRI>80
- CRI>90
- CRI>95
- AC220V

ZOOM


WALL WASHER

JALT35




Super Spot Spot Medium Flood

JALT45




Super Spot Spot Medium Flood Wide Flood

JALT55




Super Spot Spot Medium Flood Wide Flood Wall Washer Zoom 1 15°-36° Zoom 2 35°-60°

JALT70



Super Spot Spot Medium Flood Wide Flood Wall Washer Zoom 1 15°-36° Zoom 2 35°-60° Projector

JALT85

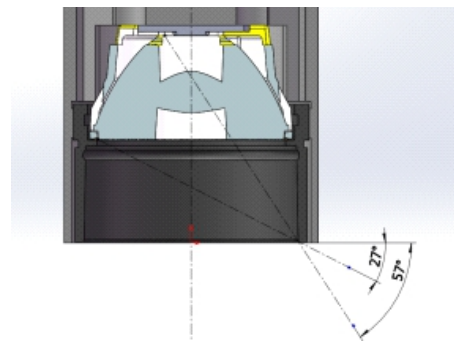


Super Spot Spot Medium Flood Wide Flood Oval Wall Washer Zoom 1 15°-36° Zoom 2 35°-60°


ALTRACK Lighting System Accessories



- 1** COB
- 2** Lens holder
- 3** Zoom holder
- 4** Soft beam lens
- 5** High intensity lens
- 6** Zoomable lens



UGR<19



| accessories | JALT35 | JALT45 | JALT55 | JALT70 | JALT85 |
|------------------------|--------|--------|--------|--------|--------|
| 48V | | | | | |
| 220V | | | | | |
| oval diffuser 7 | | | | | |
| soft diffuser 8 | | | | | |
| Honeycomb 9 | | | | | |
| Snoot 10 | | | | | |



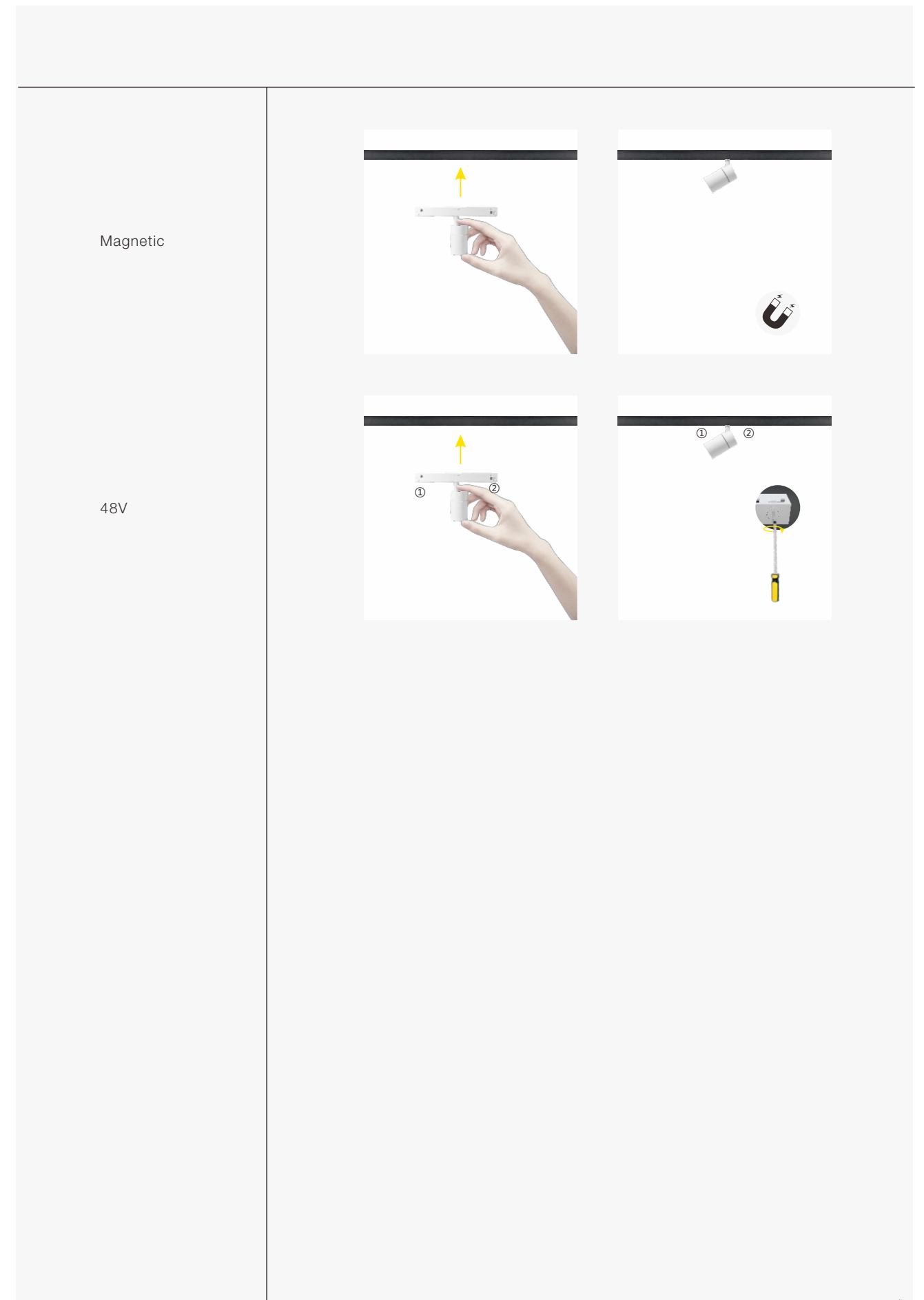
JALT35
48V/Magnetic

JALT35
48V/Magnetic 2X

JALT35

48V/Magnetic

With its miniaturized design and various glare control accessories, there is a room for ALT35 anywhere where accent and diverse lighting effects are needed. This multi-functional product, combined with a low voltage/magnetic track, makes it a perfect choice for growing lighting tasks in different spaces like shop displays, private homes, restaurants, hotels and art exhibitions. With a few centimetres in size, the flexibility and multi-function makes it truly a versatile lighting tool for architects and designers.



JALT45
48V/Magnetic



ALT45
48V/Magnetic



ALT45
48V/Magnetic 2X

JALT55



48V/Magnetic/AC220V

JALT70

48V/AC220V

JALT85

AC220V



ALTRACK ZOOM




TYPE 1




15° ~ 36°

TYPE 2



35° ~ 60°



ZOOM IN

ZOOM OUT

Flux out:1363 lm




| Height | Ravg,Max | Angle:14.80deg | Diameter |
|----------------|-----------------------------|----------------|---------------------|
| 3.281ft 1m | 1804,2470lx 19421,2682lx | | 0.9691ft 29.54cm |
| 6.562ft 2m | 451,1117lx 4855,665lx | | 1.938ft 59.07cm |
| 9.843ft 3m | 300,5,274lx 2159,2954lx | | 2.907ft 89.61cm |
| 13.124ft 4m | 225,3,94lx 1214,1461lx | | 3.876ft 118.15cm |
| 16.405ft 5m | 180,3,11lx 774,9,1043lx | | 4.845ft 147.80cm |

Flux out:1789 lm

| Height | Ravg,Max | Angle:14.09deg | Diameter |
|----------------|-----------------------------|----------------|---------------------|
| 3.281ft 1m | 532,3,750lx 5730,8079lx | | 2.011ft 61.31cm |
| 6.562ft 2m | 133,1,187lx 1432,2020lx | | 4.023ft 122.62cm |
| 9.843ft 3m | 89,14,83lx 436,6,897.7lx | | 6.034ft 183.93cm |
| 13.124ft 4m | 53,27,46lx 358,1,504.9lx | | 8.046ft 245.24cm |
| 16.405ft 5m | 41,29,30lx 229,2,323.2lx | | 10.06ft 306.95cm |

WALLWASHER ASYMMETRIC

Every lighting task requires specific lighting tools. For this reason, we offer lighting experts different lighting distributions and beam shapes. Besides the spot lens, you can also find wall washer lens from our multi-functional ALTRACK lighting system. This wall washer lens is designed to provide very high uniformity of illuminance on the wall.



This double asymmetric lens is designed to simplify wall washer lighting design for shop display shelves and passageways. A single lens brings high uniformity of illuminance to the walls or products on display shelves on both sides.

DOUBLE ASYMMETRIC

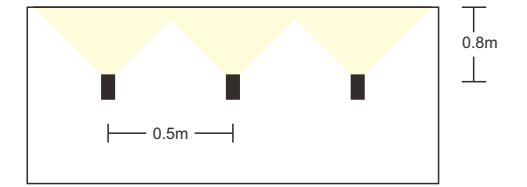
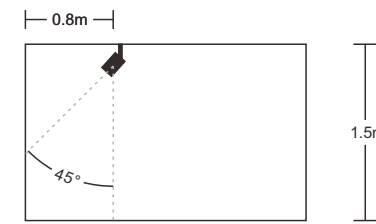
Asymmetric



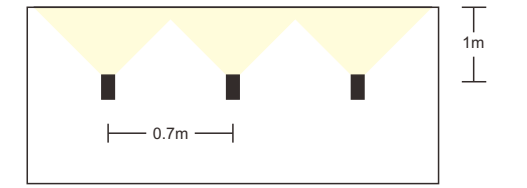
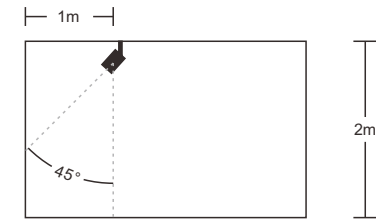
SIDE VIEW

TOP VIEW

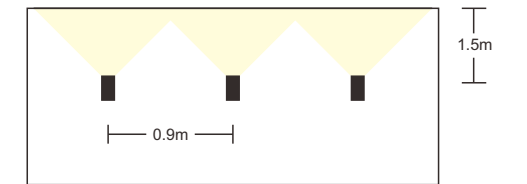
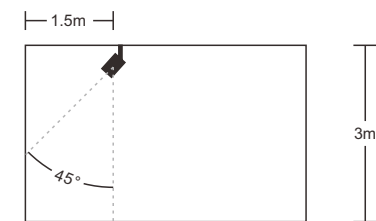
JALT55



JALT70



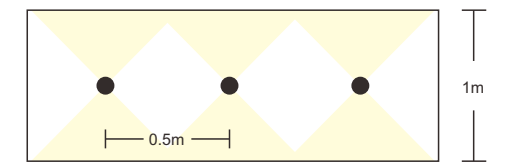
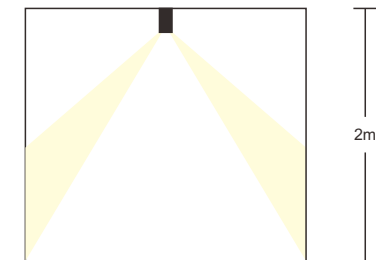
JALT85



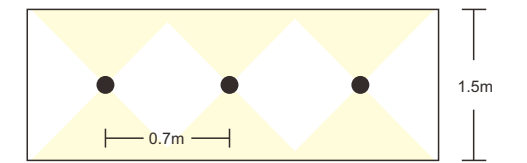
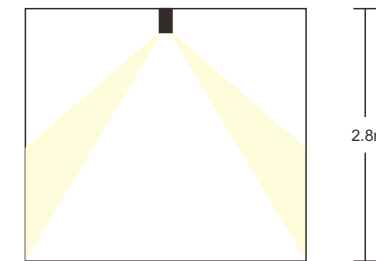
Double Asymmetric



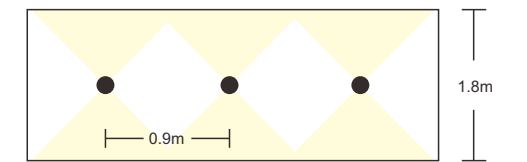
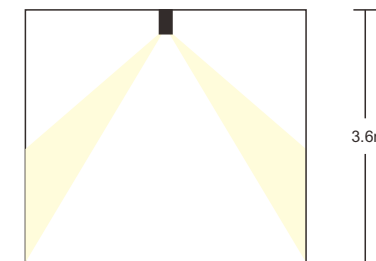
JALT55



JALT70

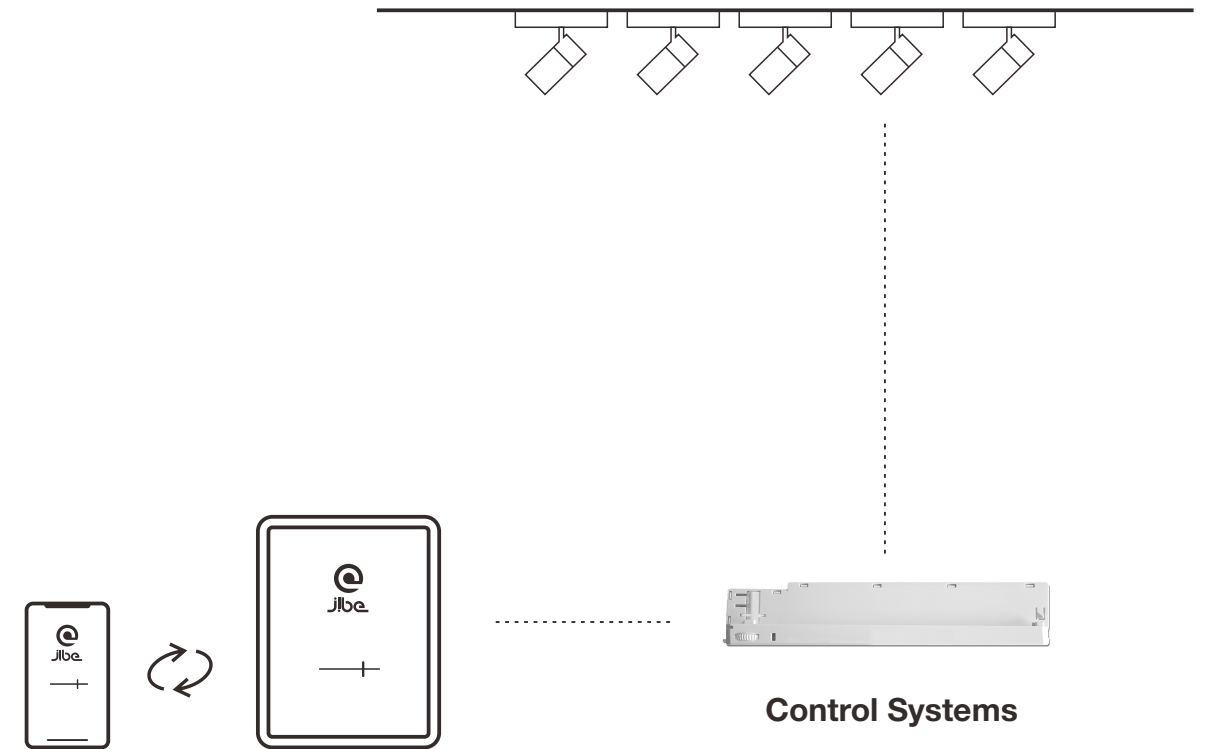


JALT85



Play with your light

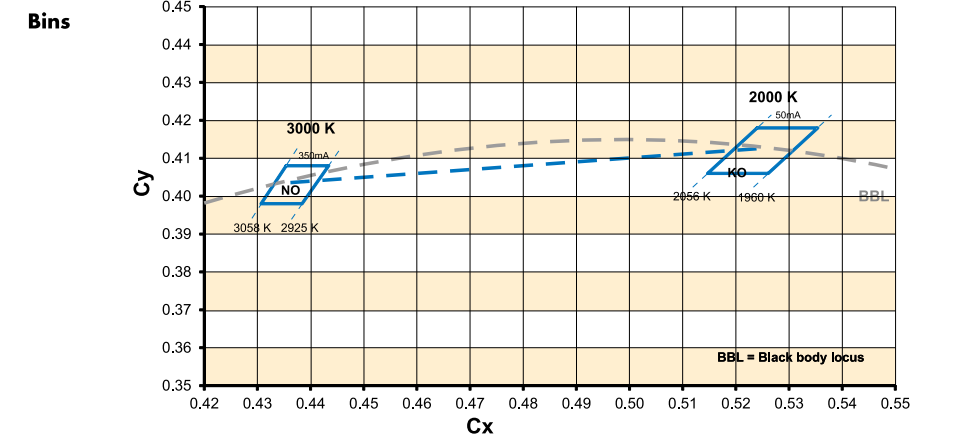
Light sets atmosphere in different life scenarios whenever in shopping, work, listening to music, watching TV, receiving a visitor, with family or even when tasting whiskey, adjust the brightness or tune the color of different lights may bring you different motions and feelings in need. Play with our smart ALTRACK lighting system to achieve whatever atmosphere you desire in daily life. You can easily do this by using either your smart phone or a remote controller by simply pressing the button. CASAMBI, DALI, Phase-cut, 0~10V are all included in this smart lighting system.



ALTRACK Warm Dimming



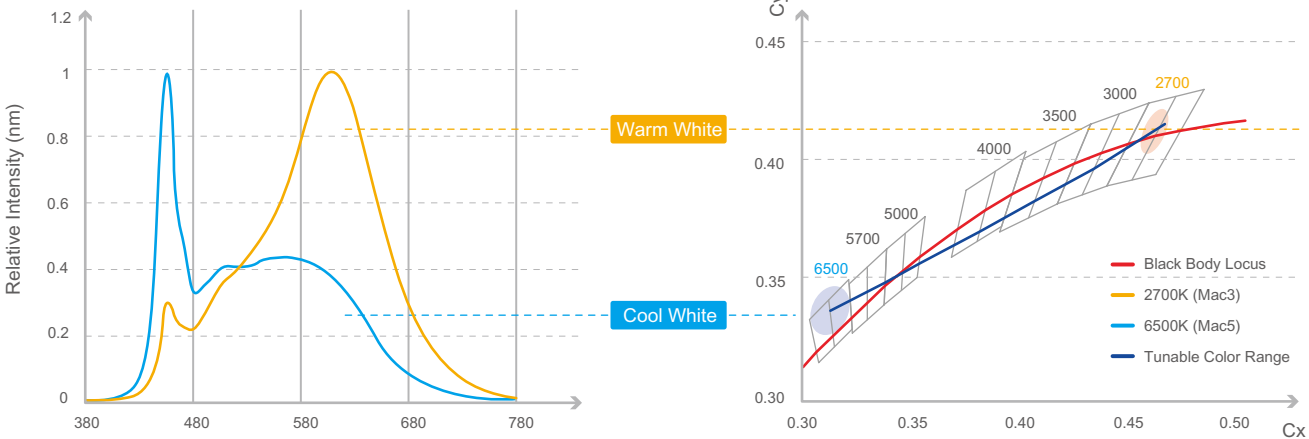
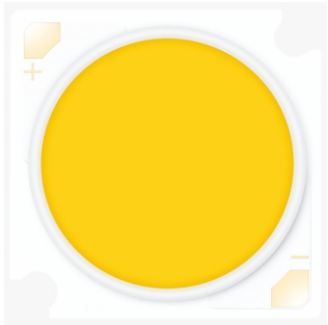
Whether in receive a visitor, watching TV, listening to music, or with family, or think alone, even when tasting whiskey, adjust the brightness of the different lights, create a comfortable, quiet, harmonious, sweet atmosphere, deeper experience of the life, the soft light can bring a good mood, little and dark light help thinking, much more warm and bright light makes the atmosphere. These operations are very convenient. You can press and hold the local switch to lighten and dim the light, or you can use the centralized controller or remote control to adjust the brightness of the light just by pressing the button.



- COLOUR TUNING BY DIM LEVEL
 - 50 mA: 2000 K
 - 350 mA: 3000 K
- NARROW COLOUR TOLERANCES:
 - 3 STEP MacAdam
- HIGH COLOUR RENDERING INDEX:
 - CRI > 90
- COMPACT SHAPE
 - 13.5 x 13.5 mm
 - LES: Ø 10 mm

Perfect Ambience Created by Light

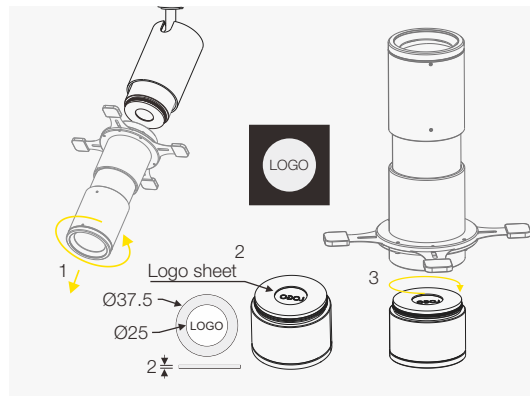
Tunable lighting enriches your life more than ever through superb optimizations




Wide Range of Color Temperature
From 2700K thru 6500K white color tunable



JALT70 PROJECTOR



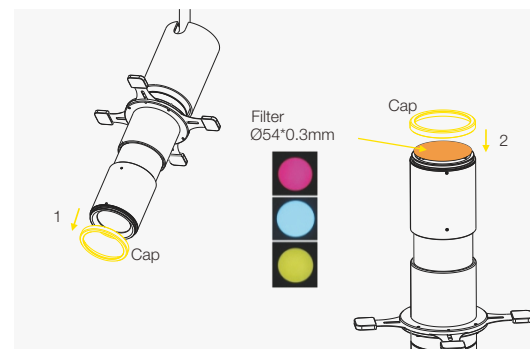

Achieve clear Logo projection by replacing Logo sheet.



The four insert piece would help to create different shape of light spot as below pictures




Slide up & down to adjust uniformity of light spot




By installing different filters, you can get the same spot as the color of the filter.




| JALT35-L06 | | | |
|------------|-------|-------|-------|
| 6W | (lm) | | |
| | 2700K | 3000K | 4000K |
| 16° | 482 | 518 | 549 |
| 24° | 458 | 492 | 521 |
| 34° | 460 | 494 | 524 |




| 2X-JALT35-L06 | | | |
|---------------|-------|-------|-------|
| 12W | (lm) | | |
| | 2700K | 3000K | 4000K |
| 16° | 964 | 1036 | 1098 |
| 24° | 915 | 984 | 1043 |
| 34° | 920 | 989 | 1048 |




| JALT45-L11 | | | |
|------------|-------|-------|-------|
| 11W | (lm) | | |
| | 2700K | 3000K | 4000K |
| 14° | 710 | 764 | 809 |
| 20° | 702 | 755 | 801 |
| 32° | 708 | 762 | 808 |
| 56° | 598 | 643 | 682 |




| 2X-JALT45-L11 | | | |
|---------------|-------|-------|-------|
| 22W | (lm) | | |
| | 2700K | 3000K | 4000K |
| 14° | 1420 | 1527 | 1619 |
| 20° | 1405 | 1510 | 1601 |
| 32° | 1417 | 1524 | 1615 |
| 56° | 1197 | 1287 | 1364 |




| JALT55-L11 | | | |
|------------|-------|-------|-------|
| 11W | (lm) | | |
| | 2700K | 3000K | 4000K |
| 15° | 758 | 815 | 864 |
| 20° | 748 | 804 | 853 |
| 39° | 744 | 800 | 848 |
| 50° | 661 | 711 | 753 |




| JALT55-11 | | | |
|-----------|-------|-------|-------|
| 11W | (lm) | | |
| | 2700K | 3000K | 4000K |
| 15° | 758 | 815 | 864 |
| 20° | 748 | 804 | 853 |
| 39° | 744 | 800 | 848 |
| 50° | 661 | 711 | 753 |



| JALT55-15 | | | |
|-----------|-------|-------|-------|
| 15W | (lm) | | |
| | 2700K | 3000K | 4000K |
| 15° | 1034 | 1112 | 1178 |
| 20° | 983 | 1057 | 1121 |
| 39° | 977 | 1050 | 1113 |
| 50° | 865 | 930 | 986 |



| JALT55-L15 | | | |
|------------|-------|-------|-------|
| 15W | (lm) | | |
| | 2700K | 3000K | 4000K |
| 15° | 1034 | 1112 | 1178 |
| 20° | 983 | 1057 | 1121 |
| 39° | 977 | 1050 | 1113 |
| 50° | 865 | 930 | 986 |



| JALT55-D15 | | | |
|------------|-------|-------|-------|
| 15W | (lm) | | |
| | 2700K | 3000K | 4000K |
| 15° | 1034 | 1112 | 1178 |
| 20° | 983 | 1057 | 1121 |
| 39° | 977 | 1050 | 1113 |
| 50° | 865 | 930 | 986 |






JALT70-L20
20W (lm)

| | 2700K | 3000K | 4000K |
|-----|-------|-------|-------|
| 16° | 1597 | 1717 | 1820 |
| 22° | 1588 | 1707 | 1809 |
| 34° | 1473 | 1584 | 1679 |
| 43° | 1443 | 1552 | 1645 |




JALT70-23
23W (lm)

| | 2700K | 3000K | 4000K |
|-----|-------|-------|-------|
| 16° | 2000 | 2151 | 2280 |
| 22° | 1998 | 2149 | 2278 |
| 34° | 1886 | 2028 | 2150 |
| 43° | 1870 | 2010 | 2131 |




JALT70-D23
23W (lm)

| | 2700K | 3000K | 4000K |
|-----|-------|-------|-------|
| 16° | 2000 | 2151 | 2280 |
| 22° | 1998 | 2149 | 2278 |
| 34° | 1886 | 2028 | 2150 |
| 43° | 1870 | 2010 | 2131 |




JALT70-L27
27W (lm)

| | 2700K | 3000K | 4000K |
|-----|-------|-------|-------|
| 16° | 2295 | 2468 | 2616 |
| 22° | 2300 | 2473 | 2622 |
| 34° | 2157 | 2319 | 2458 |
| 43° | 2149 | 2311 | 2450 |



JALT70-27
27W (lm)

| | 2700K | 3000K | 4000K |
|-----|-------|-------|-------|
| 16° | 2295 | 2468 | 2616 |
| 22° | 2300 | 2473 | 2622 |
| 34° | 2157 | 2319 | 2458 |
| 43° | 2149 | 2311 | 2450 |



JALT85-27
27W (lm)

| | 2700K | 3000K | 4000K |
|-------|-------|-------|-------|
| 17° | 2194 | 2359 | 2501 |
| 23° | 2128 | 2288 | 2426 |
| 34° | 2148 | 2274 | 2410 |
| 43° | 2028 | 2181 | 2312 |
| 34X62 | 2036 | 2189 | 2321 |



JALT85-D27
27W (lm)

| | 2700K | 3000K | 4000K |
|-------|-------|-------|-------|
| 17° | 2194 | 2359 | 2501 |
| 23° | 2128 | 2288 | 2426 |
| 34° | 2148 | 2274 | 2410 |
| 43° | 2028 | 2181 | 2312 |
| 34X62 | 2036 | 2189 | 2321 |



JALT85-35
35W (lm)

| | 2700K | 3000K | 4000K |
|-------|-------|-------|-------|
| 21° | 3012 | 3239 | 3433 |
| 26° | 2965 | 3188 | 3379 |
| 36° | 2943 | 3165 | 3354 |
| 45° | 2834 | 3047 | 3230 |
| 36X59 | 2856 | 3071 | 3255 |



JALT85-40
40W (lm)

| | 2700K | 3000K | 4000K |
|-------|-------|-------|-------|
| 21° | 3390 | 3639 | 3858 |
| 26° | 3384 | 3639 | 3857 |
| 36° | 3314 | 3381 | 3584 |
| 45° | 3144 | 3381 | 3584 |
| 36X59 | 3176 | 3416 | 3620 |





Jibe Lighting b.v.
www.jibe.lighting
Tel +31(0)33 8447111
Fax +31(0)33 2537619
Address Hogebrinkerweg 14-V 3871 KN Hoevelaken Nederland