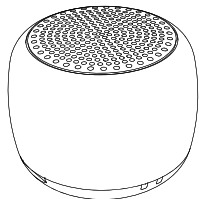


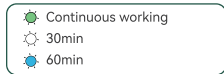
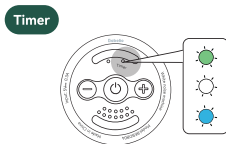
Babelio

DB04



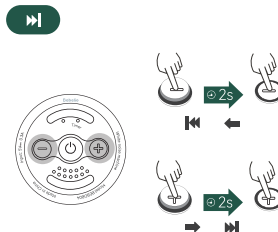
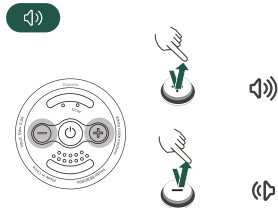
White Noise Machine

1

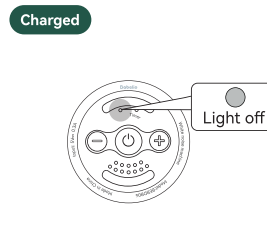
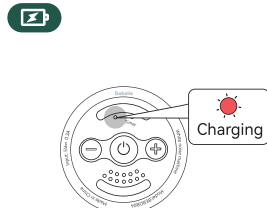


2

EN



3



4

TECHNICAL SPECIFICATION

Model : BEBDB04

Battery : 300mAh

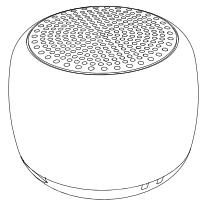
Input : DC5V \equiv 0.3A

SOUND LIST

1. Brown Noise
2. White noise
3. Pink noise
4. Birdsong
5. Stream
6. Summer night
7. Bonfire 1
8. Bonfire 2
9. Wind and rain
10. Heavy rain
11. Ocean waves 1
12. Ocean waves 2
13. Fan sound 1
14. Fan sound 2
15. Fan sound 3

Babelio

DB04



Machine À Bruit Blanc

1

FR

Power

Tenir

Minuteur

Travail continu
30min
60min

2

Volume

Volume

Volume

3

Batterie

Chargement

Chargé

Lumières éteintes

4

SPÉCIFICATIONS TECHNIQUES

Modèle: BEBDB04

Batterie: 300mAh

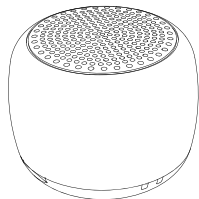
Entrée: DC5V = 0.3A

LISTE DES SONS

1. Bruit brun
2. Bruit blanc
3. Bruit rose
4. Le chant des oiseaux
5. Flux
6. Nuit d'été
7. Feu de joie 1
8. Feu de joie 2
9. Vent et pluie
10. Fortes pluies
11. Vagues de l'océan 1
12. Vagues de l'océan 2
13. Son du ventilateur 1
14. Son du ventilateur 2
15. Son du ventilateur 3

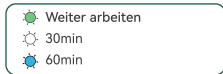
Babelio

DB04



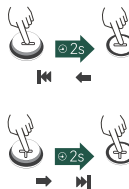
Maschine mit weißem Rauschen

1

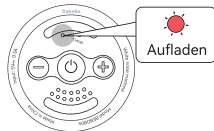


2

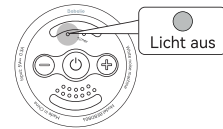
DE



3



Aufgeladen



4

TECHNISCHE SPEZIFIKATIONEN

Modell: BEBDB04

Batterie: 450 mAh

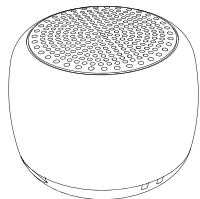
Eingabe: DC5V= 0.3A

Soundliste

1. Braunes Rauschen
2. Weißes Rauschen
3. Rosa Geräusche
4. Vogelgesang
5. Bach
6. Sommernacht
7. Lagerfeuer 1
8. Lagerfeuer 2
9. Wind und Regen
10. Starker Regen
11. Meereswellen 1
12. Meereswellen 2
13. Lüftergeräusch 1
14. Lüftergeräusch 2
15. Lüftergeräusch 3

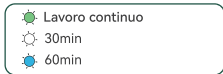
Babelio

DB04



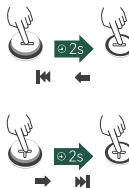
Macchina Del Rumore Bianco

1

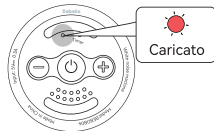


2

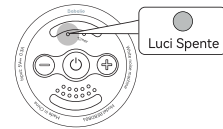
IT



3



Carico



4

SPECIFICHE TECNICHE

Modello: BEBDB04

Batteria: 450 mAh

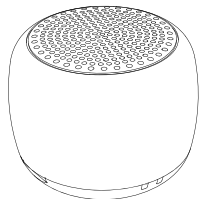
Input: DC5V \approx 0.3A

Elenco dei suoni

1. Rumore marrone
2. Rumore bianco
3. Rumore rosa
4. Canto degli uccelli
5. Flusso
6. Notte d'estate
7. Falò 1
8. Falò 2
9. Vento e pioggia
10. Forte pioggia
11. Onde dell'oceano 1
12. Onde dell'oceano 2
13. Suono ventola 1
14. Suono ventola 2
15. Suono ventola 3

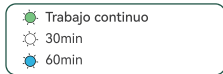
Babelio

DB04



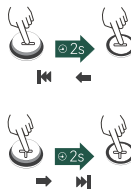
Máquina De Ruido Blanco

1

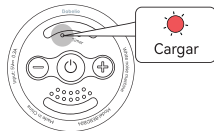


2

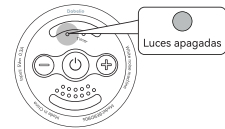
ES



3



Cargado



4

ESPECIFICACIONES TÉCNICAS

Modelo: BEBDB04

Batería: 450 mAh

Entrada: DC5V= 0.3A

Lista de sonidos

1. Ruido Marrón
2. Ruido blanco
3. Ruido rosa
4. Canto de los pájaros
5. Arroyo
6. Noche de verano
7. Hoguera 1
8. Hoguera 2
9. Viento y lluvia
10. Fuertes lluvias
11. Las olas del mar 1
12. Las olas del mar 2
13. Sonido de ventilador 1
14. Sonido de ventilador 2
15. Sonido de ventilador 3

FCC Information

Any Changes or modifications not expressly approved by the party responsible for compliance could void the user's authority to operate the equipment.

This device complies with part 15 of the FCC Rules. Operation is subject to the following two conditions: (1) This device may not cause harmful interference, and (2) this device must accept any interference received, including interference that may cause undesired operation.

Note:

This equipment has been tested and found to comply with the limits for a Class B digital device, pursuant to part 15 of the FCC Rules. These limits are designed to provide reasonable protection against harmful interference in a residential installation. This equipment generates uses and can radiate radio frequency energy and, if not installed and used in accordance with the instructions, may cause harmful interference to radio communications. However, there is no guarantee that interference will not occur in a particular installation. If this equipment does cause harmful interference to radio or television reception, which can be determined by turning the equipment off and on, the user is encouraged to try to correct the interference by one or more of the following measures:

- Reorient or relocate the receiving antenna.
- Increase the separation between the equipment and receiver.
- Connect the equipment into an outlet on a circuit different from that to which the receiver is connected.
- Consult the dealer or an experienced radio/TV technician for help.