





Paper Measuring Tape



Instructions

1. Print this document at 100% size with no scaling to ensure accuracy.
2. Cut the strips leaving the grey tabs on the edge of each strip.
3. Attach the strips by placing the grey tab underneath the previous strip.
You can use glue or tape to attach the strips together.