

# Care Instructions

# Linn Sofas & Armchair

Linn Sofas and Armchair – designed by Jenkins Uhnger

To prolong the life of the product and retain its appearance and functionality, we would like to give you some relevant information and care advice:

This unit is manufactured from: leather or fabric cushions and solid wood legs.

Craftsmen manufacture this product and there is variety between each unit. This is because wood is a natural product, with natural colour and grain variations. It is recommended that no abrasive cleaners or solvents are used to clean the unit. Please only use proprietary furniture polishes or alternatively, warm water with a diluted mild detergent.

#### General Care:

- fluff cushions periodically to promote uniform wear and to help maintain comfort.
- Have upholstered items professionally cleaned when needed (we recommend around once per year)
- Place furniture out of direct sunlight to help prevent fading. Avoid placing furniture near fireplaces or radiators.
- Remove gum or wax by freezing it with a small plastic bag of ice until it hardens, then gently chip away. Repeat as necessary and blot with a damp, clean cloth to remove any stain left behind.
- Prevent spills from turning into stains by blotting them immediately with a clean dry cloth. Always blot from the outer edge of a spill inward to help avoid a stain ring from forming. Do not use water to remove oil-based stains. Use clear, cool water to help blot up resistant spills. Never use hot water, which tends to set stains.

#### Fabric Cleaning:

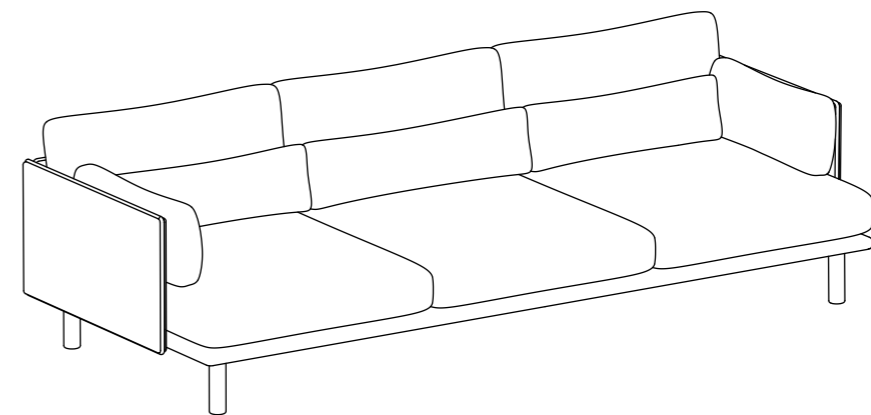


- Do not use cleaning solvents of any kind.
- Never let water saturate fabric or pool in seams.
- Brush pile fabrics lightly with a stiff bristle brush to remove minor stains and to regain original appearance. Do not rub or use excessive force when brushing.

#### Leather Cleaning:

- Dust is the enemy of leather upholstery, causing it to wear excessively and crack. Remove dust by wiping away with a dry cloth regularly and vacuum using the appropriate attachments. Do not use dust-cleaning products intended for wood furniture, which can damage leather.
- Some stains will blend into leather over time and become part of its patina.

We thank you for purchasing this product and wish you many years of enjoyable and functional use.

For more related products please visit: [casefurniture.com](http://casefurniture.com)



**case**

Case Furniture Ltd  
London, SW18 2HZ  
United Kingdom  
[info@casefurniture.com](mailto:info@casefurniture.com)  
[casefurniture.com](http://casefurniture.com)

**case**

# Assembly Instructions

1

Lay the sofa or/and the armchair with the back on the floor. Screw the legs into the base frame as shown below.

Carefully lift and rotate the sofa/armchair onto its feet without pivoting or resting until fully on the feet. Add the cushions.

