

Traditional Player's Chair Assembly Instructions

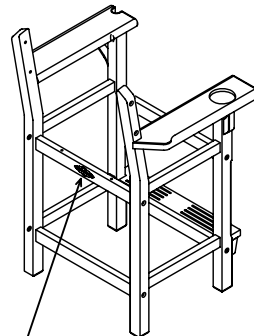
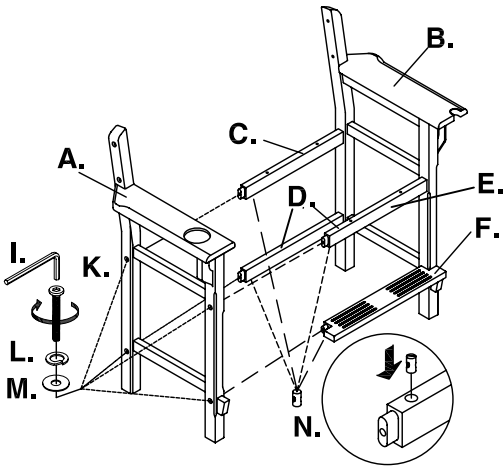
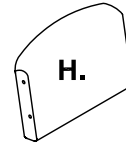
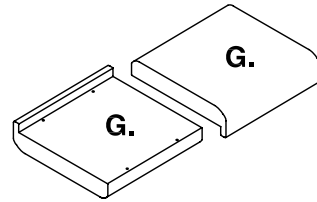
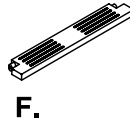
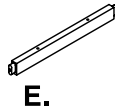
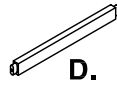
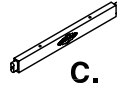
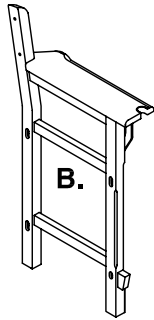
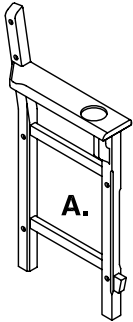
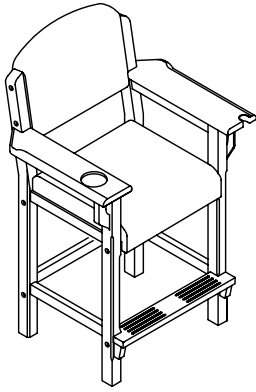
Please read all instructions before beginning assembly.

PART LIST

- A.** Right Side (1 pc)
- B.** Left Side (1 pc)
- C.** Top back stretcher (1 pc)
- D.** Lower back stretcher (1 pc)
- E.** Top front stretcher (1 pc)
- F.** Foot Rest (1 pc)
- G.** Seat (1 pc)
- H.** Backrest (1 pc)

HARDWARE LIST

- I.** Allen Key (1 pc)
- J.** Allen Bolt Ø1/4"x64mm (4 pcs)
- K.** Allen Bolt Ø5/16"x70mm (12 pcs)
- L.** Spring Washer (16 pcs)
- M.** Flat Washer (16 pcs)
- N.** Barrel Nut Ø5/16"x12x15mm (8 pcs)



Nameplate aspect

